



Clinical Chemistry (Monthly) Program (BC50)

Cycle 22: July 2023 – July 2024

Sample No: 6 Sample Date: 11 Dec 23



Exceptions

Analyte	Instrument	Result	Unit	Z-score	Comparator
▼ Cholesterol, LDL	VITROS Microtip Series	223	mg/dL	2.05	Peer

Legend: No Warnings Missing Result Late Results $2.0 \leq |Z\text{-score}| < 3.0$ $|Z\text{-score}| \geq 3.0$ * Amended Result (per participant's request)

EQAS News



Bio-Rad Laboratories is accredited to ISO/IEC 17043:2010. Refer to the User Guide for additional information on the EQAS Program, EQAS reports, their interpretation, statistics, and contact details.

Customer Information

Lab: 235423

**Attn: DR. IMRAN AHMED SIDDIQUI
ESIC SUPER SPECIALTY HOSPITAL
SANATH NAGAR
HYDERABAD HYDERABAD 500038
INDIA**



Lab 235423

ESIC SUPER SPECIALTY HOSPITAL
SANATH NAGAR
HYDERABAD HYDERABAD 500038
INDIA

Configuration Report
Clinical Chemistry (Monthly) Program

Cycle 22

Jul 2023 – Jul 2024

Sample No: 6

Sample Date: 11 Dec 23

Lot No: 212100



Selected Options:

Data Input: Online

Report Receipt: QCNet

Subgroup Number: None

Instrument

2090 – SENA CORE – ST-100/100B/100C/200/aQua

Analyte	Method	Reagent	Unit
039 CL	023 ISE direct	0006 Dedicated Reagent	54 mmol/L
050 ICA	023 ISE direct	0006 Dedicated Reagent	54 mmol/L
135 K	023 ISE direct	0006 Dedicated Reagent	54 mmol/L
159 NA	023 ISE direct	0006 Dedicated Reagent	54 mmol/L

Instrument

1847 – VITROS 4600 (Dry Slide)

Analyte	Method	Reagent	Unit
007 ALB	079 Bromcresol Green (BCG) – Vitros	1042 Slide generation #42	15 g/dL
026 ALKP	087 PNPP, AMP Buffer–VITROS	1028 Slide generation #28	56 U/L
020 ALT	091 UV with P5P–VITROS	1008 Slide generation #08	56 U/L
031 AMYL	089 Amylopectin, colorimetric–VITROS	1027 Slide generation #27	56 U/L
034 AST	052 Enzymatic, colorimetric–VITROS	1030 Slide generation #30	56 U/L
042 CA	166 Arsenazo III–VITROS	1039 Slide generation #39	14 mg/dL
054 CHOL	667 Cholesterol oxidase, esterase, peroxidase	1048 Slide generation #48	14 mg/dL
069 CK	085 NAC, Enzymatic–VITROS	1023 Slide generation #23	56 U/L
046 CO2	111 Enzymatic	1026 Slide generation #26	54 mmol/L
072 CREA	173 Enzymatic–VITROS, IFCC–IDMS Standardized	1001 Slide generation #01	14 mg/dL
036 DBIL	103 Calculated	1000 Slide generation #00	14 mg/dL
2696 eGFR	538 CKD–EPI (Calculation Without Race)	1000 Slide generation #00	148mL/min/1.73m2
096 GLUC	717 Glucose oxidase, hydrogen peroxide (Trinder)	1023 Slide generation #23	14 mg/dL
052 HDL	169 Direct measure, PTA/MgCl2–VITROS	1042 Slide generation #42	14 mg/dL
037 IBIL	007 Direct measure	1000 Slide generation #00	14 mg/dL
104 IRON	410 Pyridyl azo dye	1033 Slide generation #33	13 µg/dL
116 LDH	301 L to P – IFCC Ref. Proc., Calibrated	1055 Slide generation #55	56 U/L
122 LIP	108 Enzymatic with colipase–VITROS	1003 Slide generation #03	56 U/L
128 MG	713 Formazan dye	1010 Slide generation #10	14 mg/dL
130 OSMO	103 Calculated	1000 Slide generation #00	90 mOsm/kg
140 PHOS	082 Phosphomolybdate reduction–VITROS	1003 Slide generation #03	14 mg/dL
038 TBIL	121 Diphylline, Diazonium Salt–VITROS	1012 Slide generation #12	14 mg/dL
144 TP	083 Biuret, no serum blank, end point–VITROS	1022 Slide generation #22	15 g/dL
168 TRIG	231 Enzymatic, end point	1007 Slide generation #07	14 mg/dL
160 UREA	317 Urease, colorimetric	1031 Slide generation #31	14 mg/dL
176 URIC	118 Uricase, colorimetric	1001 Slide generation #01	14 mg/dL

Instrument

1848 – VITROS 4600 (Wet)

Analyte	Method	Reagent	Unit
145 LDL	007 Direct measure	0006 Dedicated Reagent	14 mg/dL
175 TSFN	043 Immunoturbidimetric	0006 Dedicated Reagent	14 mg/dL



Lab 235423

ESIC SUPER SPECIALTY HOSPITAL
SANATH NAGAR
HYDERABAD HYDERABAD 500038
INDIA

Sample Summary Report
Clinical Chemistry (Monthly) Program

Cycle 22

Jul 2023 – Jul 2024

Sample No: 6

Sample Date: 11 Dec 23

Lot No: 212100



External Quality Assurance Services

Instrument: SENA CORE – ST-100/100B/100C/200/aQua

Analyte	Unit	Result	Mean	Z-score	RMZ	Comparator
✓ Calcium, Ionized	mmol/L	0.83	0.902	-0.63	0.54	Peer
✓ Chloride	mmol/L	120	117	0.82	0.51	Peer
✓ Potassium	mmol/L	5.5	5.71	-0.74	0.24	Peer
✓ Sodium	mmol/L	153	157	-0.80	0.31	Peer

Instrument: VITROS Microslide Series

Analyte	Unit	Result	Mean	Z-score	RMZ	Comparator
✓ Albumin	g/dL	5.2	5.20	0.03	-0.33	Peer
✓ Alkaline Phosphatase	U/L	353	337	0.76	0.17	Peer
✓ ALT (ALAT/GPT)	U/L	27	27.1	-0.10	0.62	Peer
✓ Amylase	U/L	77	82.0	-1.07	-0.41	Peer
✓ AST/GOT	U/L	362	356	0.51	0.31	Peer
✓ Bilirubin, Direct	mg/dL	2.16	2.14	0.04	0.48	Peer
✓ Bilirubin, Indirect/BU	mg/dL	6.43	6.81	-1.39	-0.38	Peer
✓ Bilirubin, Total	mg/dL	8.59	9.20	-1.77	-0.02	Peer
✓ Calcium	mg/dL	15.2	14.7	0.80	0.94	Peer
✓ Cholesterol, HDL	mg/dL	74	73.1	0.29	-1.22	Peer
✓ Cholesterol, Total	mg/dL	395	372	1.14	1.50	Peer
✓ CO2 (Carbon Dioxide)	mmol/L	20	20.1	-0.10	0.20	Peer
✓ Creatine Kinase	U/L	273	266	0.47	0.50	Peer
✓ Creatinine	mg/dL	1	1.00	-0.04	0.45	Peer
✓ eGFR	mL/min/1.73m2	110	108	0.37	-0.09	Peer
✓ Glucose	mg/dL	135	137	-0.49	3.45	Peer
✓ Iron	µg/dL	244	243	0.14	-0.28	Peer
✓ LDH	U/L	1251	1255	-0.07	0.45	Peer
✓ Lipase	U/L	1099	1139	-1.05	-0.56	Peer
✓ Magnesium	mg/dL	0.7	0.824	-1.87	-1.13	Peer
✓ Osmolality	mOsm/kg	343	348	-0.76	1.36	Peer
✓ Phosphorus	mg/dL	8.3	8.31	-0.05	0.18	Peer
✓ Protein, Total	g/dL	8.2	8.07	0.65	1.09	Peer
✓ Triglycerides	mg/dL	246	241	0.79	1.27	Peer
✓ Urea	mg/dL	178	173	1.31	0.41	Peer
✓ Uric Acid	mg/dL	2.6	2.76	-1.60	-0.02	Peer

Instrument: VITROS Microtip Series

Analyte	Unit	Result	Mean	Z-score	RMZ	Comparator
▼ Cholesterol, LDL	mg/dL	223	209	2.05	1.22	Peer

Legend: ✓ No Warnings 📄 Missing Result ⓘ Late Results ▼ 2.0 ≤ |Z-score| < 3.0 ✗ |Z-score| ≥ 3.0

Problem Classification: Amended Result (per participant's request) Non-robust determination of Mean and SD

Corrective Action: _____

Reviewed by: _____

Date: _____



Lab 235423

ESIC SUPER SPECIALTY HOSPITAL
SANATH NAGAR
HYDERABAD HYDERABAD 500038
INDIA

Sample Summary Report
Clinical Chemistry (Monthly) Program

Cycle 22

Jul 2023 – Jul 2024

Sample No: 6

Sample Date: 11 Dec 23

Lot No: 212100



External Quality Assurance Services

Instrument: VITROS Microtip Series

Analyte	Unit	Result	Mean	Z-score	RMZ	Comparator
✓ Transferrin	mg/dL	361	335	1.49	0.05	Peer

Legend: ✓ No Warnings 📄 Missing Result ⓘ Late Results ⚠ $2.0 \leq |Z\text{-score}| < 3.0$ ✗ $|Z\text{-score}| \geq 3.0$
 * Amended Result (per participant's request) ⚠ Non-robust determination of Mean and SD

Problem Classification: _____

Corrective Action: _____

Reviewed by: _____

Date: _____



Lab 235423

ESIC SUPER SPECIALTY HOSPITAL
SANATH NAGAR
HYDERABAD HYDERABAD 500038
INDIA

Calcium, Ionized Report Clinical Chemistry (Monthly) Program

Cycle 22

Jul 2023 – Jul 2024

Sample No: 6

Sample Date: 11 Dec 23

Lot No: 212100



SENSA CORE – ST-100/100B/100C/200/aQua

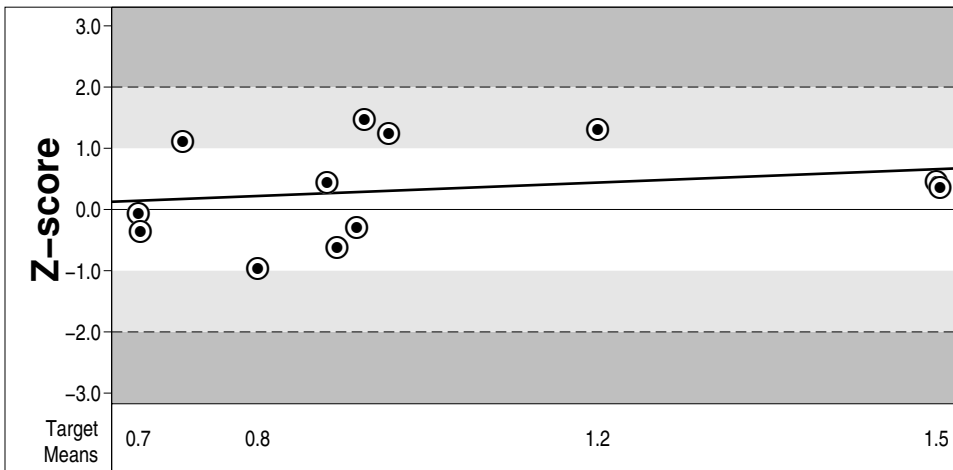
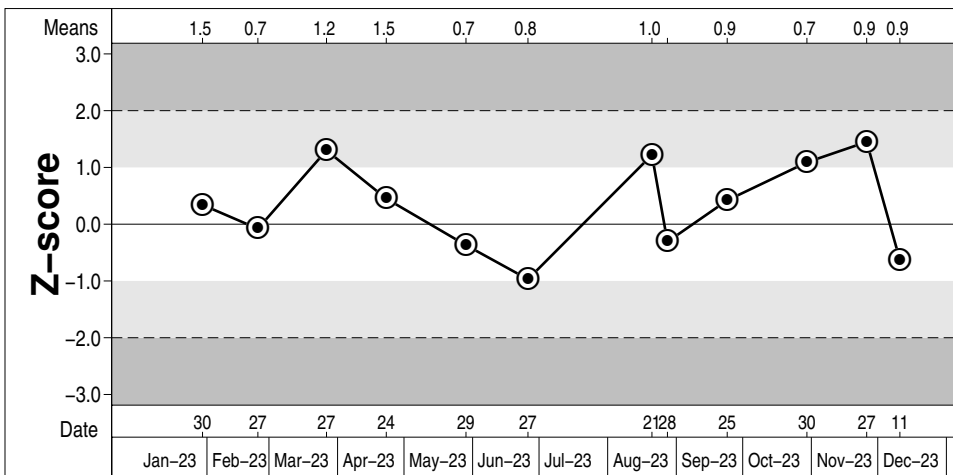
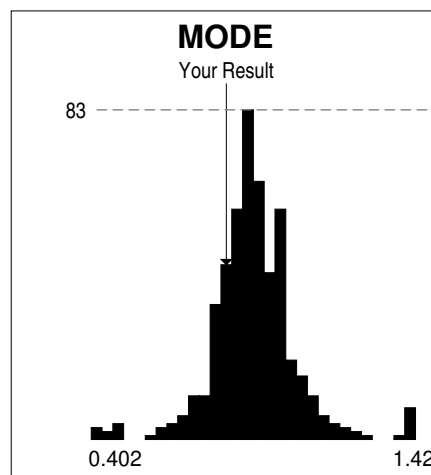
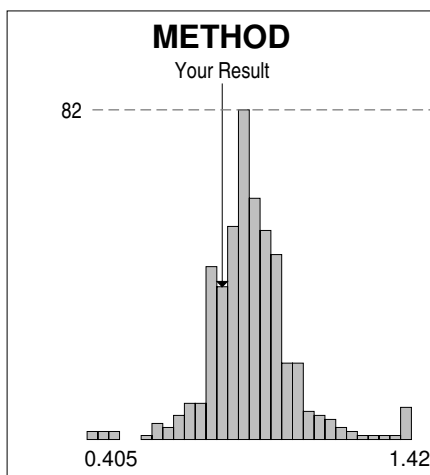
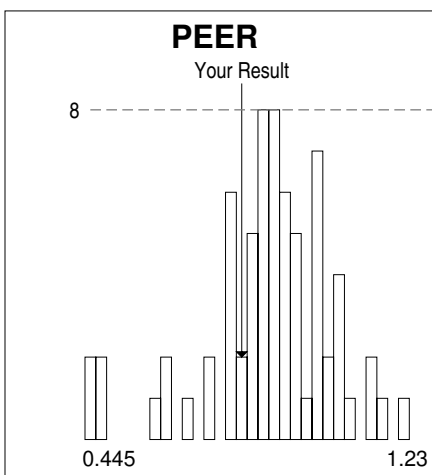
Comparative Statistics

Your Deviation

Your Result

0.83 mmol/L

	N	Mean	SD	CV	U ¹	Z-score	RMZ	%
◆ Your Mode	501	0.910	0.102	11.2	0.011	-0.79	0.86	-8.80
■ Your Method	485	0.913	0.102	11.1	0.012	-0.82	0.85	-9.09
● Your Peer	69	0.902	0.113	12.5	0.034	-0.63	0.54	-7.95



	N	Mean	CV	U ¹
Roche AVL 9100 Series ISE direct Dedicated Reagent	90	0.994	5.54	0.015
SENSA CORE – ST-100/100B/100C/200/aQua ISE direct Dedicated Reagent	69	0.902	12.5	0.034
Radiometer ABL 800 Series ISE direct Dedicated Reagent	47	0.878	6.22	0.020
Roche cobas b 221 (Omni S) ISE direct Dedicated Reagent	37	0.902	5.23	0.019
EXIAS e1 Electrolyte Analyzer ISE direct Dedicated Reagent	20	0.790	6.84	0.030
IL Gem Premier 4000 ISE direct Dedicated Reagent	18	0.877	10.6	0.055
Roche cobas 6000/8000/c 311 Calculated Dedicated Reagent	15	1.65	1.63	0.017
Medica EasyLyte Series/Expand ISE direct Dedicated Reagent	14	0.855	8.90	0.051
Beckman Coulter AU Series Calculated Dedicated Reagent	14	1.82	12.8	0.156

Calcium, Ionized
CYCLE SAMPLE
22 : 6



Lab 235423

ESIC SUPER SPECIALTY HOSPITAL
SANATH NAGAR
HYDERABAD HYDERABAD 500038
INDIA

Chloride Report Clinical Chemistry (Monthly) Program

Cycle 22

Jul 2023 – Jul 2024
Sample No: 6
Sample Date: 11 Dec 23
Lot No: 212100



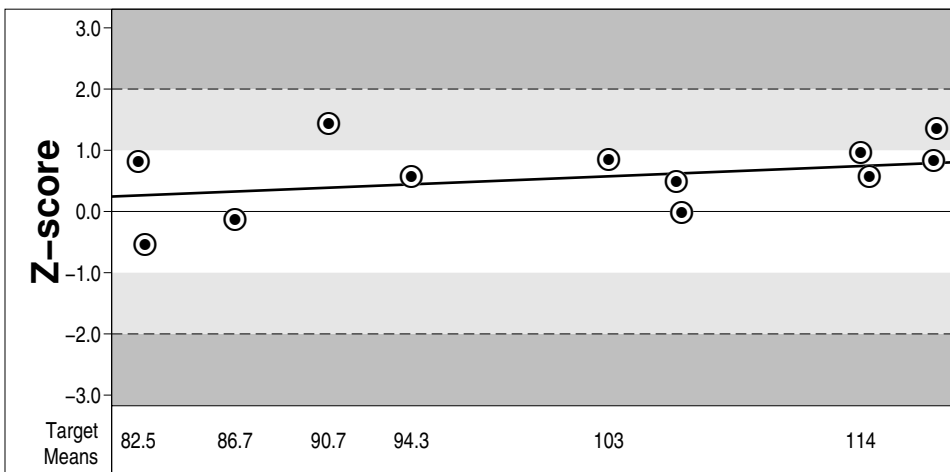
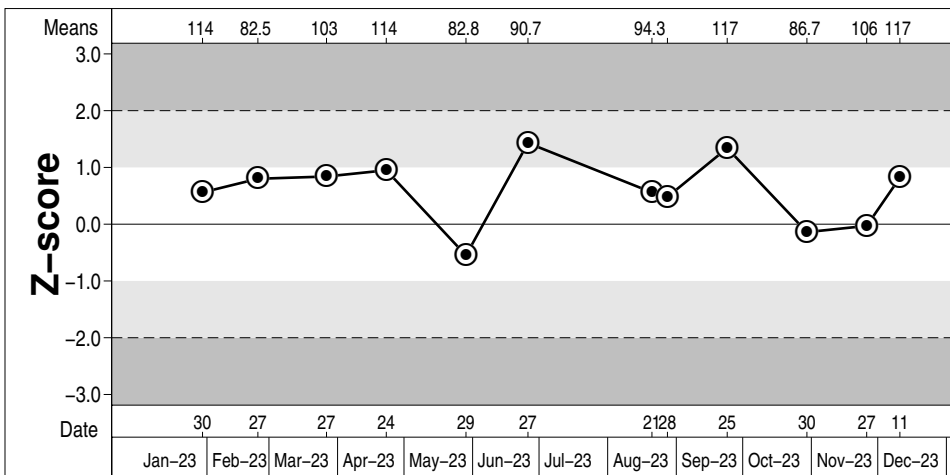
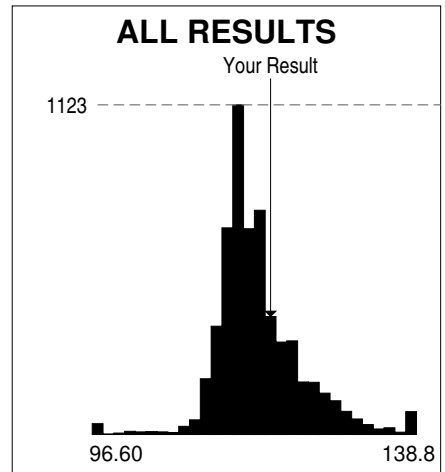
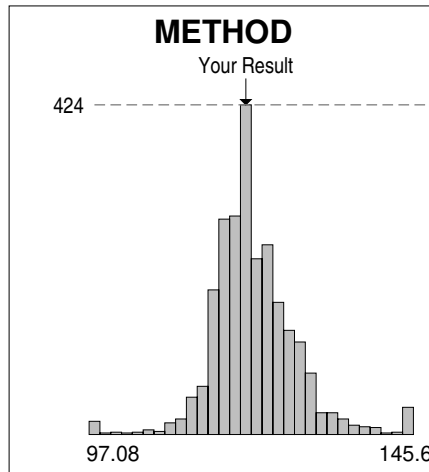
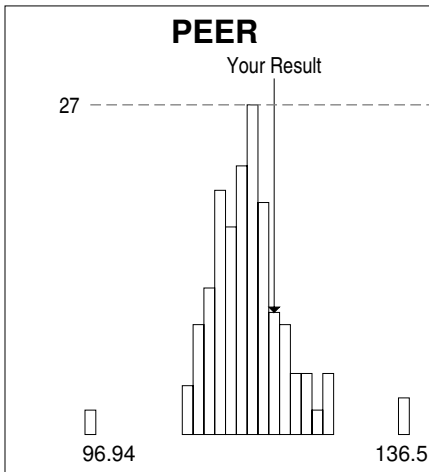
SENSA CORE – ST-100/100B/100C/200/aQua

Comparative Statistics

Your Deviation

Your Result
120 mmol/L

	N	Mean	SD	CV	U ¹	Z-score	RMZ	%
◆ All Results	5962	118	4.22	3.59	0.137	0.54	1.24	1.94
■ Your Method	2469	121	4.85	4.00	0.244	-0.27	0.48	-1.09
● Your Peer	171	117	3.96	3.39	0.757	0.82	0.51	2.79



	N	Mean	CV	U ¹
Roche cobas 6000/8000/c 311 ISE indirect Dedicated Reagent	947	114	1.57	0.146
Beckman Coulter AU Series ISE indirect Dedicated Reagent	813	116	1.35	0.137
VITROS Microslide Series ISE direct VITROS Dry Slides Reagent Group	477	119	1.40	0.190
Abbott ARCHITECT/Alinity (c, i, ci ... ISE indirect Abbott ARCH ICT Diluent (Na, K, Cl) REF 2P32	364	116	1.58	0.242
Medica EasyLyte Series/Expand ISE direct Dedicated Reagent	336	124	3.60	0.607
Abbott ARCHITECT/Alinity (c, i, ci ... ISE indirect Abbott Alinity c ICT Diluent, REF 07P53	231	117	1.27	0.244
Roche AVL 9100 Series ISE direct Dedicated Reagent	192	121	1.04	0.227
Roche cobas c 303/503 ISE indirect Roche ISE indirect Na-K-CI, REF 10820652/0839...	189	114	1.35	0.280
SENSA CORE – ST-100/100B/100C/200/aQua ISE direct Dedicated Reagent	171	117	3.39	0.757

Chloride 22 : 6
CYCLE SAMPLE



Lab 235423

ESIC SUPER SPECIALTY HOSPITAL
SANATH NAGAR
HYDERABAD HYDERABAD 500038
INDIA

Potassium Report Clinical Chemistry (Monthly) Program

Cycle 22

Jul 2023 – Jul 2024
Sample No: 6
Sample Date: 11 Dec 23
Lot No: 212100



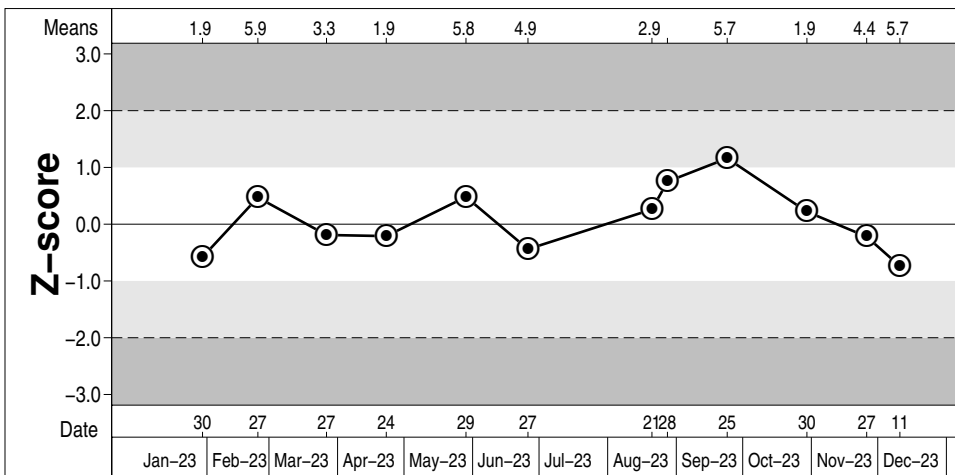
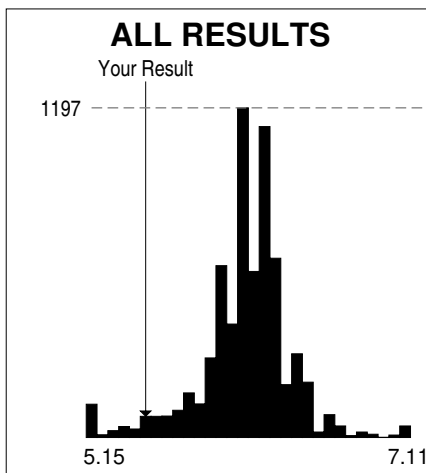
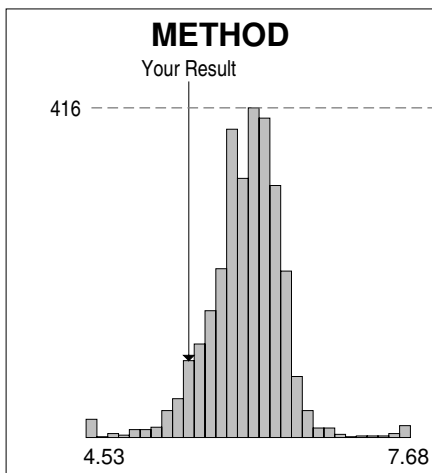
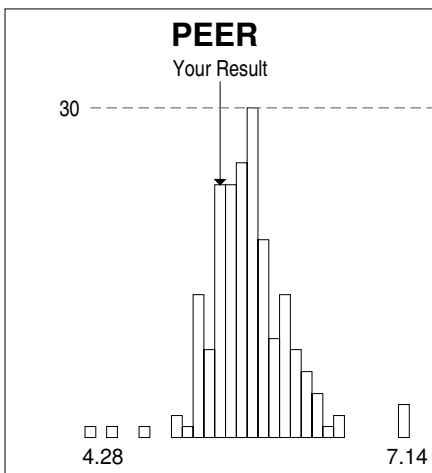
SENSA CORE – ST-100/100B/100C/200/aQua

Comparative Statistics

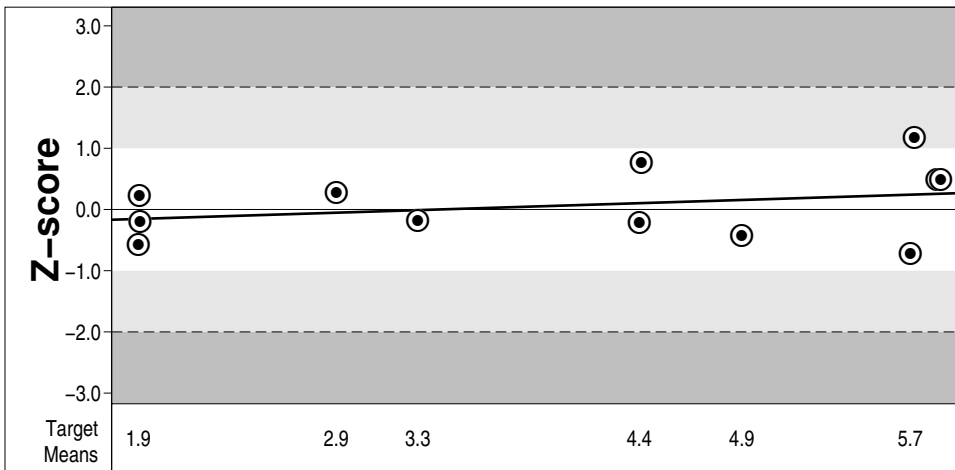
Your Deviation

Your Result
5.5 mmol/L

	N	Mean	SD	CV	U ¹	Z-score	RMZ	%
◆ All Results	6680	6.13	0.196	3.20	0.006	-3.21	-0.32	-10.3
■ Your Method	2965	6.11	0.314	5.15	0.014	-1.93	-0.09	-9.92
● Your Peer	192	5.71	0.286	5.01	0.052	-0.74	0.24	-3.73



	N	Mean	CV	U ¹
Roche cobas 6000/8000/c 311 ISE indirect Dedicated Reagent	1015	6.20	1.49	0.007
Beckman Coulter AU Series ISE indirect Dedicated Reagent	836	6.08	1.35	0.007
VITROS Microslide Series ISE direct VITROS Dry Slides Reagent Group	533	6.29	1.95	0.013
Medica EasyLyte Series/Expand ISE direct Dedicated Reagent	383	5.93	4.09	0.031
Abbott ARCHITECT/Alinity (c, i, ci ... ISE indirect Abbott ARCH ICT Diluent (Na, K, Cl) REF 2P32	379	6.16	1.54	0.012
Roche AVL 9100 Series ISE direct Dedicated Reagent	251	6.47	1.73	0.018
Abbott ARCHITECT/Alinity (c, i, ci ... ISE indirect Abbott Alinity c ICT Diluent, REF 07P53	236	6.18	1.19	0.012
Roche cobas c 303/503 ISE indirect Roche ISE indirect Na-K-Cl, REF 10820652/0839...	193	6.23	1.05	0.012
SENSA CORE – ST-100/100B/100C/200/aQua ISE direct Dedicated Reagent	192	5.71	5.01	0.052



Potassium 22 : 6
CYCLE SAMPLE



Lab 235423

ESIC SUPER SPECIALTY HOSPITAL
SANATH NAGAR
HYDERABAD HYDERABAD 500038
INDIA

Sodium Report Clinical Chemistry (Monthly) Program

Cycle 22

Jul 2023 – Jul 2024

Sample No: 6

Sample Date: 11 Dec 23

Lot No: 212100



External Quality Assurance Services

SENSA CORE – ST-100/100B/100C/200/aQua

Comparative Statistics

Your Deviation

Your Result

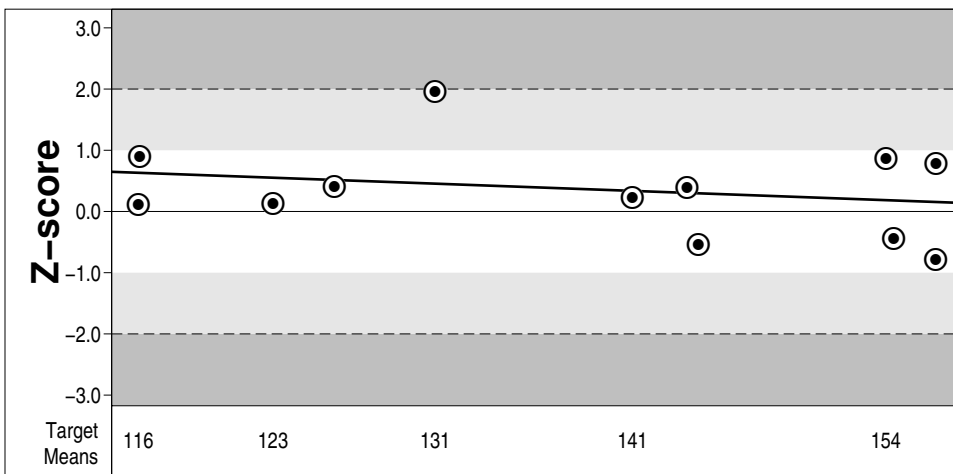
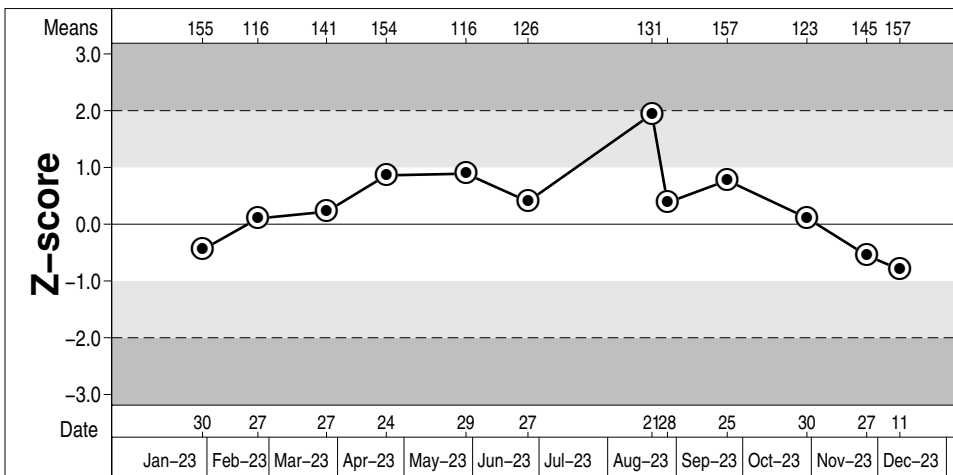
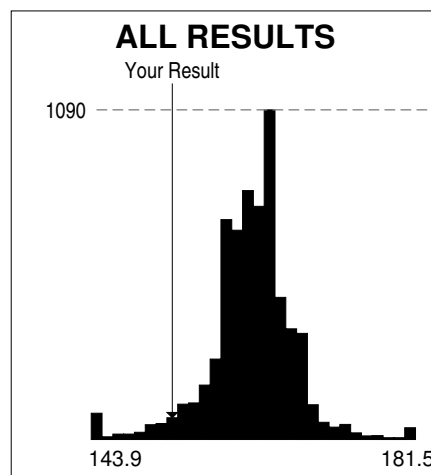
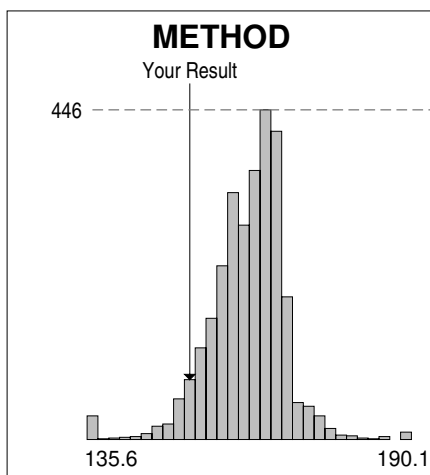
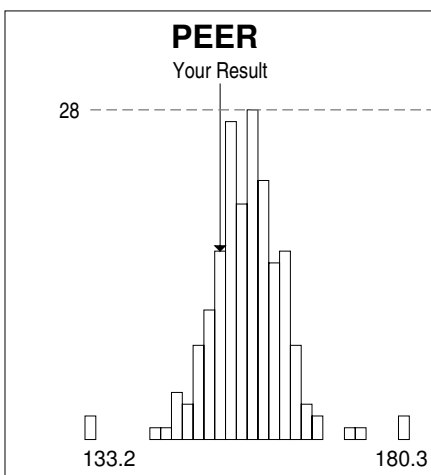
153 mmol/L

◆ All Results

■ Your Method

● Your Peer

	N	Mean	SD	CV	U ¹	Z-score	RMZ	%
All Results	6665	163	3.76	2.31	0.115	-2.59	-0.14	-5.98
Your Method	2961	163	5.45	3.35	0.250	-1.81	-0.08	-6.06
Your Peer	191	157	4.71	3.00	0.851	-0.80	0.31	-2.41



	N	Mean	CV	U ¹
Roche cobas 6000/8000/c 311 ISE indirect Dedicated Reagent	1016	163	1.09	0.139
Beckman Coulter AU Series ISE indirect Dedicated Reagent	841	161	1.23	0.171
VITROS Microslide Series ISE direct VITROS Dry Slides Reagent Group	534	166	1.51	0.273
Medica EasyLyte Series/Expand ISE direct Dedicated Reagent	383	161	2.67	0.550
Abbott ARCHITECT/Alinity (c, i, ci ... ISE indirect Abbott ARCH ICT Diluent (Na, K, Cl) REF 2P32	377	164	1.07	0.225
Roche AVL 9100 Series ISE direct Dedicated Reagent	256	167	1.07	0.278
Abbott ARCHITECT/Alinity (c, i, ci ... ISE indirect Abbott Alinity c ICT Diluent, REF 07P53	236	164	1.05	0.280
Roche cobas c 303/503 ISE indirect Roche ISE indirect Na-K-CI, REF 10820652/0839...	193	164	1.03	0.304
SENSA CORE – ST-100/100B/100C/200/aQua ISE direct Dedicated Reagent	191	157	3.00	0.851

Sodium
CYCLE SAMPLE
22 : 6



Lab 235423

ESIC SUPER SPECIALTY HOSPITAL
SANATH NAGAR
HYDERABAD HYDERABAD 500038
INDIA

Albumin Report Clinical Chemistry (Monthly) Program

Cycle 22

Jul 2023 – Jul 2024
Sample No: 6
Sample Date: 11 Dec 23
Lot No: 212100



VITROS Microslide Series

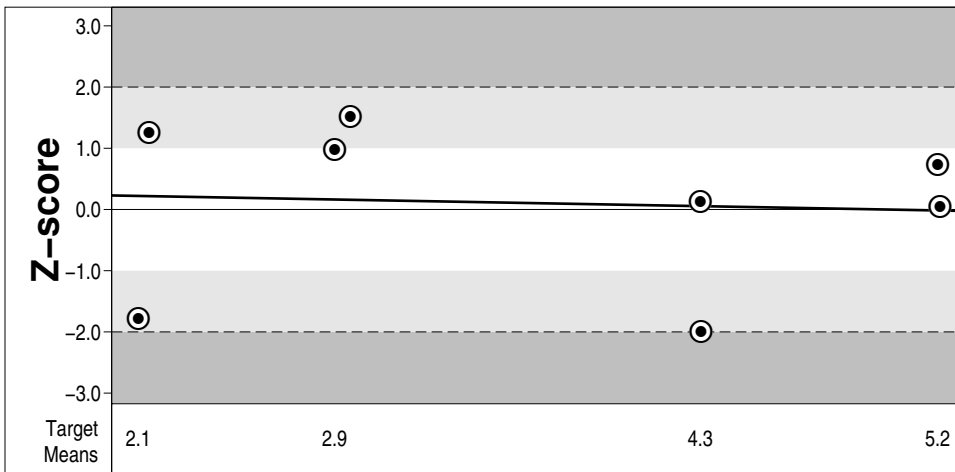
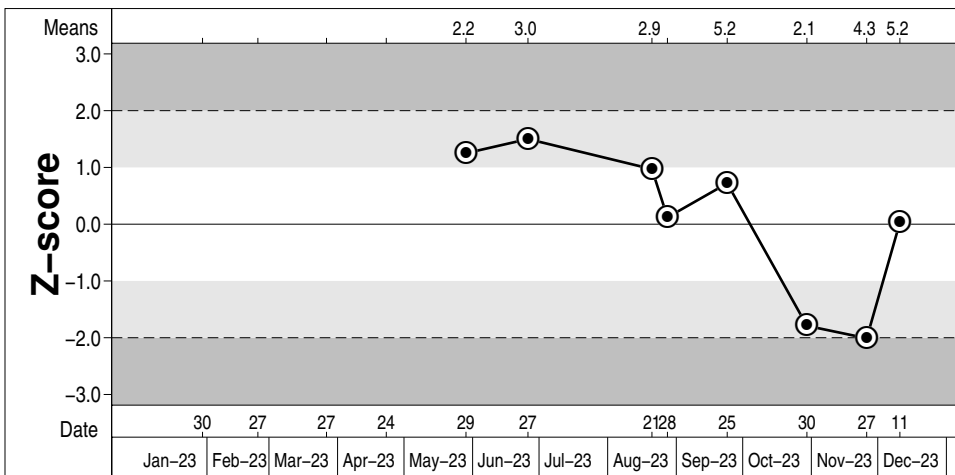
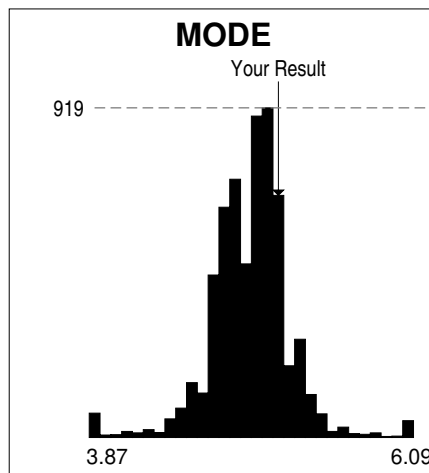
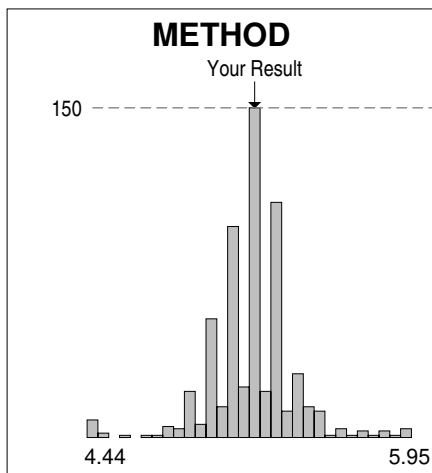
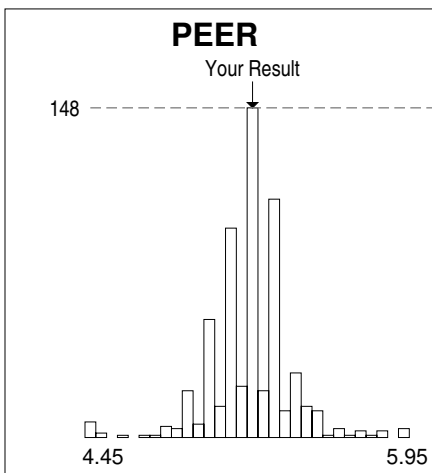
Your Result
5.2 g/dL

- ◆ Your Mode
- Your Method
- Your Peer

Comparative Statistics

	N	Mean	SD	CV	U ¹	Z-score	RMZ	%
Your Mode	6142	4.98	0.222	4.45	0.007	0.97	-0.05	4.34
Your Method	599	5.19	0.150	2.89	0.015	0.03	-0.32	0.096
Your Peer	592	5.20	0.150	2.89	0.015	0.03	-0.33	0.084

Your Deviation



	N	Mean	CV	U ¹
Roche cobas 6000/8000/c 311 Brom cresol Green (BCG) Dedicated Reagent	1066	5.07	2.39	0.009
Beckman Coulter AU Series Brom cresol Green (BCG) Dedicated Reagent	882	4.84	2.12	0.009
VITROS Microslide Series Brom cresol Green (BCG) - Vitros VITROS Dry Slides Reagent Group	592	5.20	2.89	0.015
Roche cobas Integra / c 111 Brom cresol Green (BCG) Dedicated Reagent	418	5.14	2.19	0.014
Siemens Dimension Series Brom cresol Purple (BCP) Dedicated Reagent	332	4.76	2.31	0.015
Abbott ARCHITECT/Alinity (c, i, ci ... Brom cresol Green (BCG) Abbott ARCH AlbBCG2, REF 04T34	255	5.07	2.57	0.020
Mindray BS Series Brom cresol Green (BCG) Dedicated Reagent	205	4.96	4.11	0.036
Roche cobas c 303/503 Brom cresol Green (BCG) Roche ALB2, REF 08056692	164	5.02	1.91	0.019
Abbott ARCHITECT/Alinity (c, i, ci ... Brom cresol Green (BCG) Abbott Alinity c AlbBCG2, REF 04U30	138	5.08	1.91	0.021

Albumin 22 : 6
CYCLE SAMPLE



Lab 235423

ESIC SUPER SPECIALTY HOSPITAL
SANATH NAGAR
HYDERABAD HYDERABAD 500038
INDIA

Alkaline Phosphatase Report Clinical Chemistry (Monthly) Program

Cycle 22

Jul 2023 – Jul 2024
Sample No: 6
Sample Date: 11 Dec 23
Lot No: 212100



VITROS Microslide Series

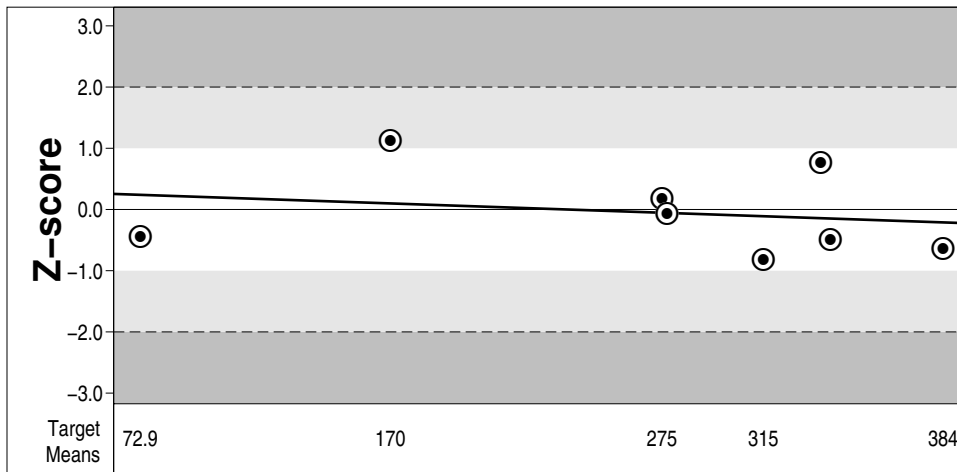
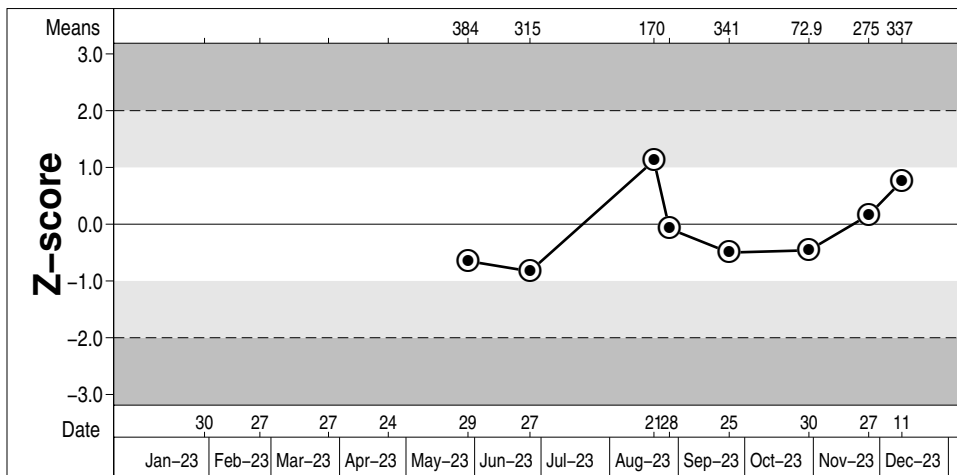
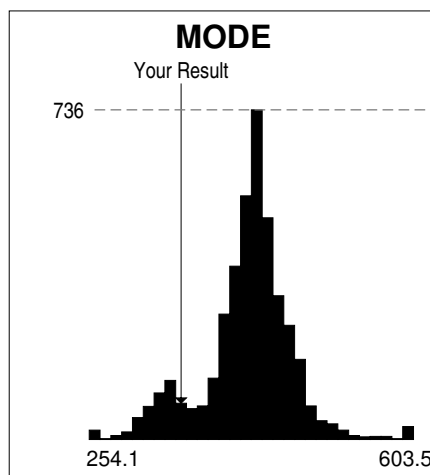
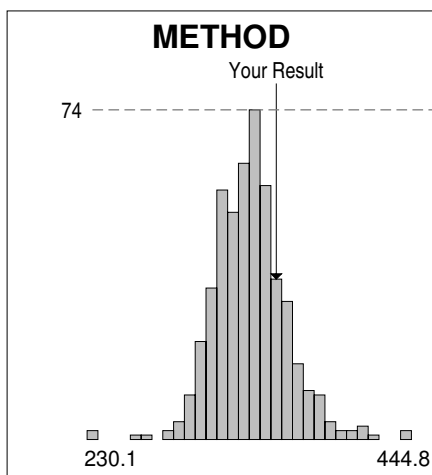
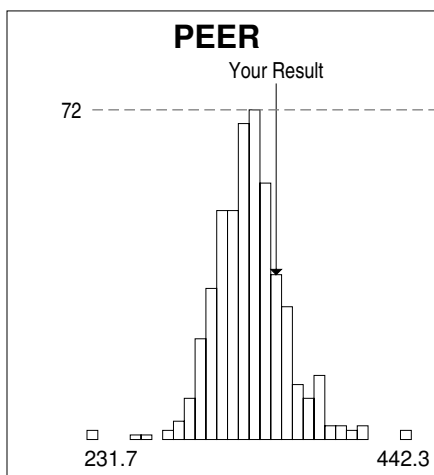
Your Result
353 U/L

- ◆ Your Mode
- Your Method
- Your Peer

Comparative Statistics

Your Deviation

	N	Mean	SD	CV	U ¹	Z-score	RMZ	%
Your Mode	4200	429	34.9	8.15	1.35	-2.17	-0.93	-17.7
Your Method	495	337	21.5	6.36	2.41	0.72	0.17	4.61
Your Peer	484	337	21.1	6.25	2.39	0.76	0.17	4.75



	N	Mean	CV	U ¹
Beckman Coulter AU Series PNPP, AMP Buffer Dedicated Reagent	573	499	4.77	2.48
Roche cobas 6000/c 311 PNPP, AMP Buffer – IFCC Ref. Proc., Calibrated Dedicated Reagent	564	434	3.34	1.53
VITROS Microslide Series PNPP, AMP Buffer–VITROS VITROS Dry Slides Reagent Group	484	337	6.25	2.39
Roche cobas 6000/c 311 PNPP, AMP Buffer Dedicated Reagent	434	433	2.51	1.30
Beckman Coulter AU Series PNPP, AMP Buffer – IFCC Ref. Proc., Calibrated Dedicated Reagent	320	497	5.53	3.84
Roche cobas Integra / c 111 PNPP, AMP Buffer – IFCC Ref. Proc., Calibrated Dedicated Reagent	245	449	4.79	3.43
Roche cobas c 303/503 PNPP, AMP Buffer – IFCC Ref. Proc., Calibrated Roche ALP2, REF 08056757	201	405	2.92	2.08
Siemens Dimension Series PNPP, AMP Buffer – IFCC Ref. Proc., Calibrated Dedicated Reagent	194	420	3.98	2.99
Siemens Atellica CH Analyzer PNPP, AMP Buffer – IFCC Ref. Proc., Calibrated Siemens Atellica CH ALP_2c, REF 11097600	178	401	3.16	2.37

Alkaline Phosphatase 22 : 6
CYCLE SAMPLE



Lab 235423

ESIC SUPER SPECIALTY HOSPITAL
SANATH NAGAR
HYDERABAD HYDERABAD 500038
INDIA

ALT (ALAT/GPT) Report Clinical Chemistry (Monthly) Program

Cycle 22

Jul 2023 – Jul 2024
Sample No: 6
Sample Date: 11 Dec 23
Lot No: 212100



VITROS Microslide Series

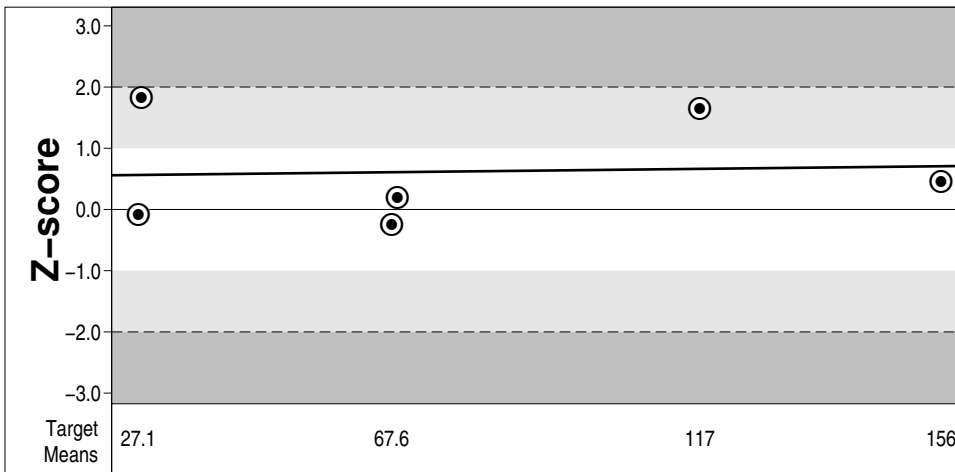
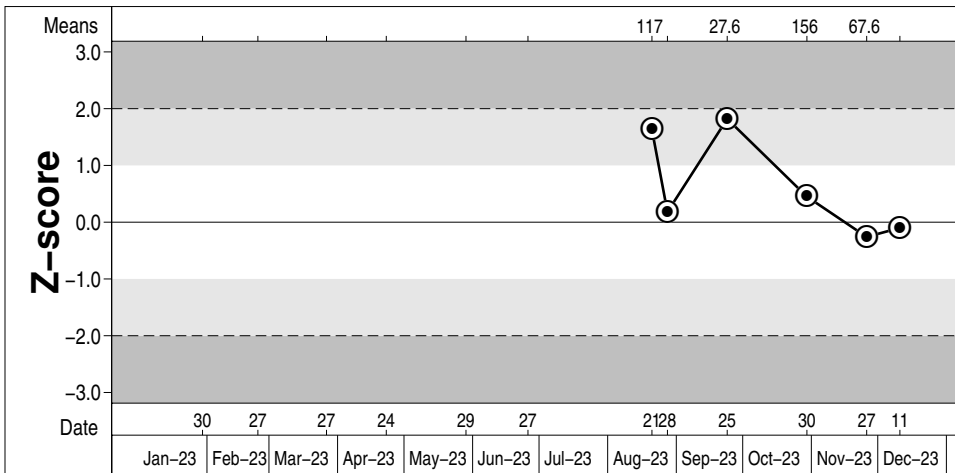
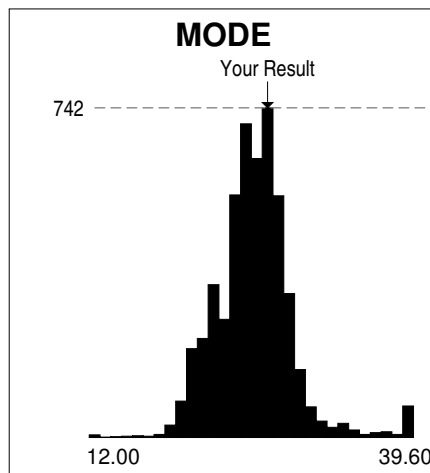
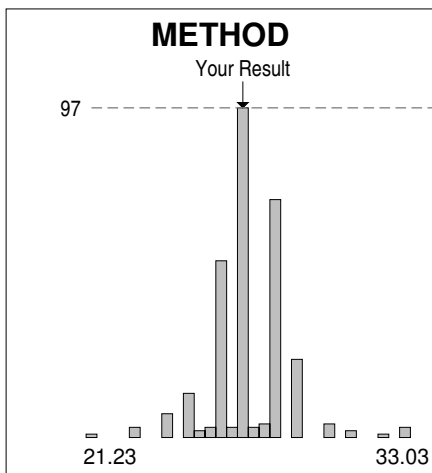
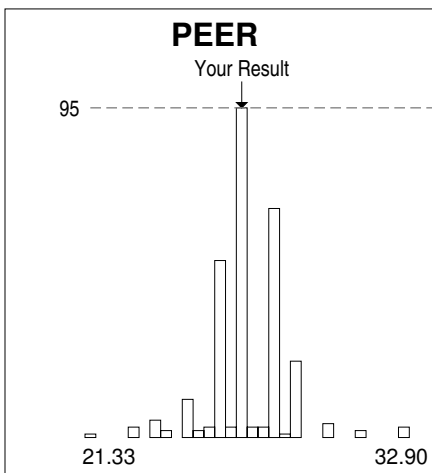
Your Result
27 U/L

- ◆ Your Mode
- Your Method
- Your Peer

Comparative Statistics

	N	Mean	SD	CV	U ¹	Z-score	RMZ	%
Your Mode	5099	25.8	2.76	10.7	0.097	0.43	0.63	4.64
Your Method	291	27.1	1.18	4.35	0.173	-0.11	0.62	-0.467
Your Peer	280	27.1	1.16	4.26	0.173	-0.10	0.62	-0.428

Your Deviation



	N	Mean	CV	U ¹
Roche cobas 6000/8000/c 311 UV without P5P Dedicated Reagent	1026	24.3	6.14	0.116
Beckman Coulter AU Series UV without P5P BC AU Calibrator 66300	506	27.6	3.78	0.116
Beckman Coulter AU Series UV with P5P – IFCC Ref. Proc., Calibrated Dedicated Reagent	377	27.8	5.27	0.188
Roche cobas Integra / c 111 UV without P5P Dedicated Reagent	363	21.4	5.31	0.149
VITROS Microslide Series UV with P5P – VITROS VITROS Dry Slides Reagent Group	280	27.1	4.26	0.173
Roche cobas 6000/8000/c 311 UV with P5P – IFCC Ref. Proc., Calibrated Factored, IFCC Correlated	238	25.7	8.12	0.338
VITROS Microslide Series UV with P5P – IFCC Ref. Proc., Calibrated VITROS Dry Slides Reagent Group	226	27.0	4.73	0.212
Siemens Dimension Series UV with P5P – IFCC Ref. Proc., Calibrated Dedicated Reagent	206	33.8	9.27	0.546
Abbott ARCHITECT/Alinity (c, i, ci ... UV without P5P Abbott ARCH ALT REF 7D56	199	24.7	6.39	0.280

ALT (ALAT/GPT) 22 : 6
CYCLE SAMPLE



Lab 235423

ESIC SUPER SPECIALTY HOSPITAL
SANATH NAGAR
HYDERABAD HYDERABAD 500038
INDIA

Amylase Report Clinical Chemistry (Monthly) Program

Cycle 22

Jul 2023 – Jul 2024
Sample No: 6
Sample Date: 11 Dec 23
Lot No: 212100



VITROS Microslide Series

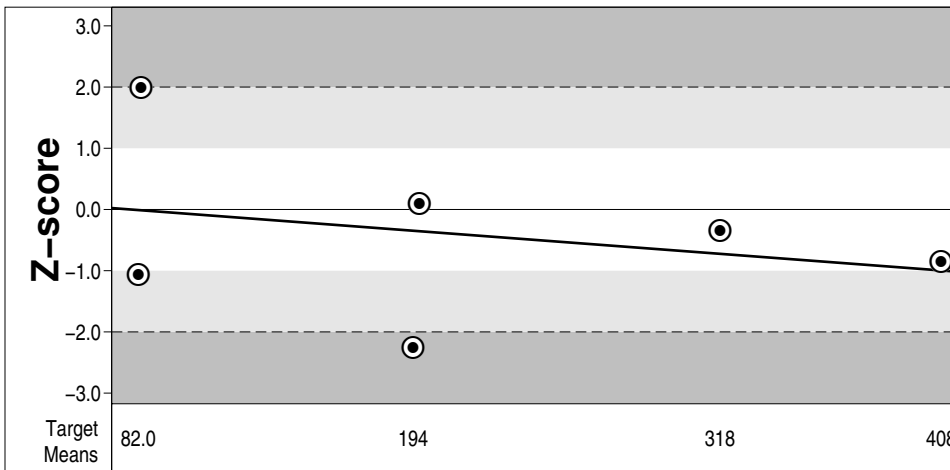
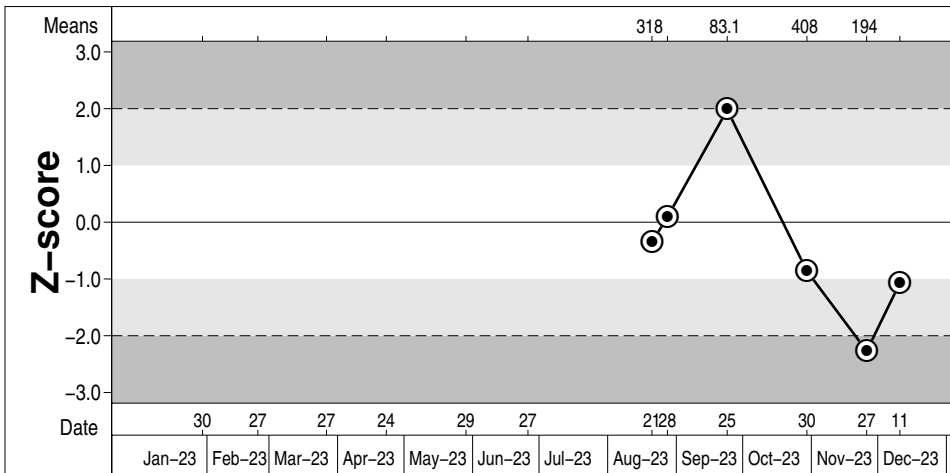
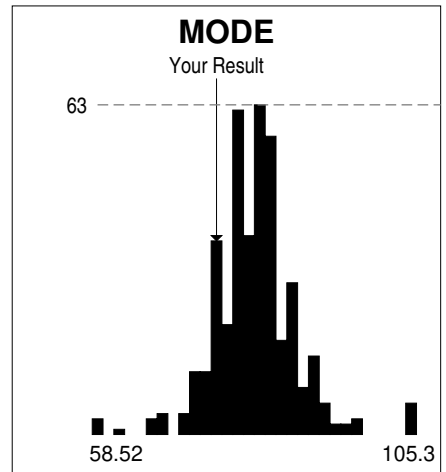
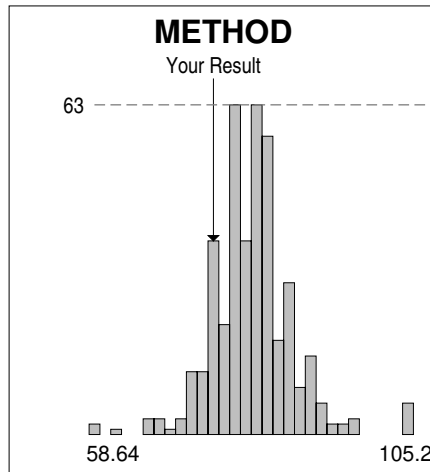
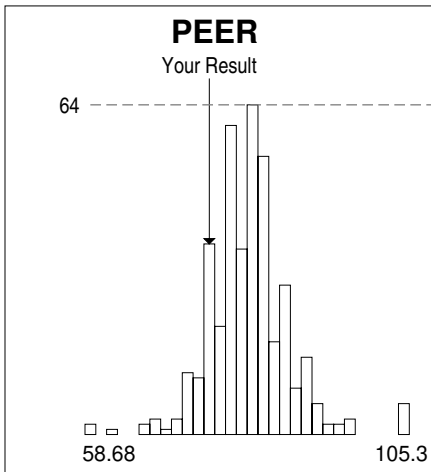
Your Result
77 U/L

- ◆ Your Mode
- Your Method
- Your Peer

Comparative Statistics

	N	Mean	SD	CV	U ¹	Z-score	RMZ	%
Your Mode	407	81.9	4.67	5.71	0.579	-1.05	-0.41	-5.97
Your Method	405	81.9	4.66	5.68	0.578	-1.06	-0.41	-6.00
Your Peer	397	82.0	4.66	5.68	0.584	-1.07	-0.41	-6.06

Your Deviation



	N	Mean	CV	U ¹
Roche cobas 6000/8000/c 311 G7 PNP, Blocked Dedicated Reagent	866	91.0	1.89	0.146
VITROS Microslide Series Amylopectin, colorimetric-VITROS VITROS Dry Slides Reagent Group	397	82.0	5.68	0.584
Beckman Coulter AU Series G7 PNP, Blocked - IFCC Ref. Proc., Calibrated Dedicated Reagent	306	93.6	3.40	0.455
Beckman Coulter AU Series CNP-triose/CNPG3 Dedicated Reagent	278	75.7	10.9	1.24
Roche cobas Integra / c 111 G7 PNP, Blocked Dedicated Reagent	261	91.4	2.38	0.337
Siemens Dimension Series CNP-triose/CNPG3 Dedicated Reagent	181	78.8	2.28	0.333
Roche cobas c 303/503 G7 PNP, Blocked Roche AMYL2, REF 08056811	157	91.0	1.65	0.299
Abbott ARCHITECT/Alinity (c, i, ci ... G7 PNP, Blocked - IFCC Ref. Proc., Calibrated Abbott ARCH AMY2, REF 04S89 (Factored, IFCC C...	153	87.1	2.01	0.354
Abbott ARCHITECT/Alinity (c, i, ci ... G7 PNP, Blocked - IFCC Ref. Proc., Calibrated Abbott Alinity c AMY2, REF 04T85 (Factored, I...	144	86.6	1.55	0.280

Amylase 22 : 6
CYCLE SAMPLE



Lab 235423

ESIC SUPER SPECIALTY HOSPITAL
SANATH NAGAR
HYDERABAD HYDERABAD 500038
INDIA

AST/GOT Report Clinical Chemistry (Monthly) Program

Cycle 22

Jul 2023 – Jul 2024

Sample No: 6

Sample Date: 11 Dec 23

Lot No: 212100



External Quality Assurance Services

VITROS Microslide Series

Your Result

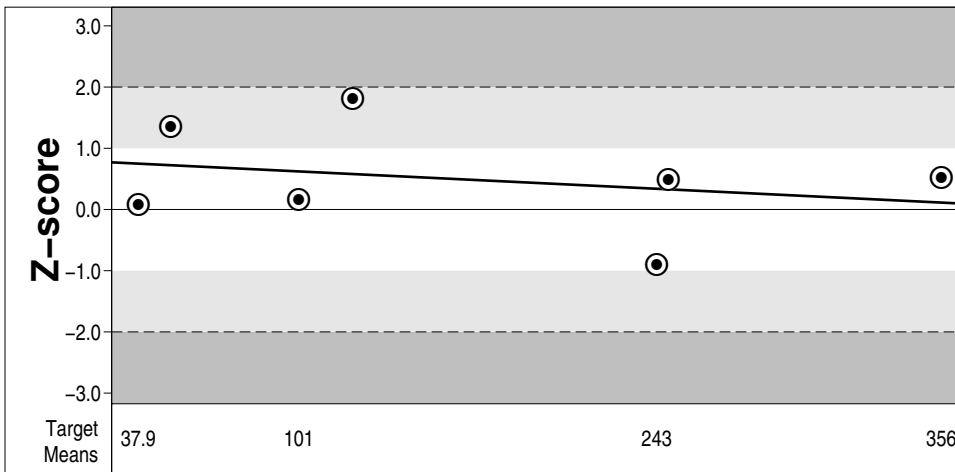
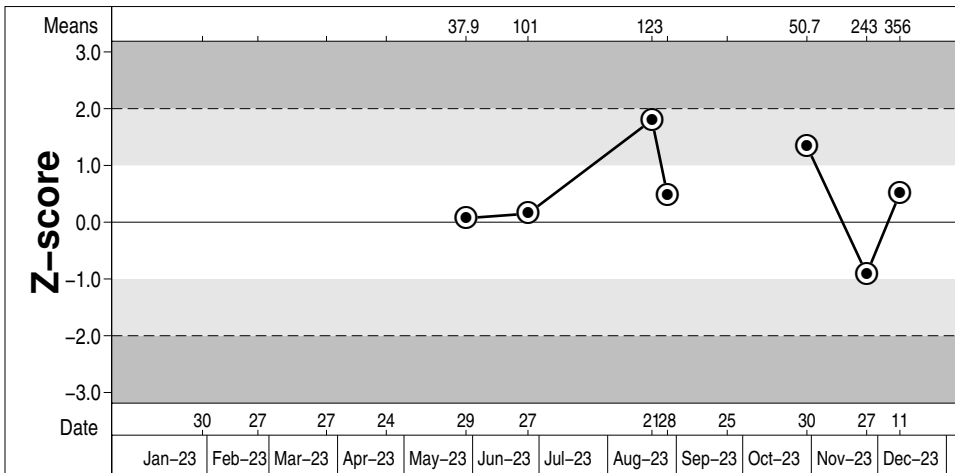
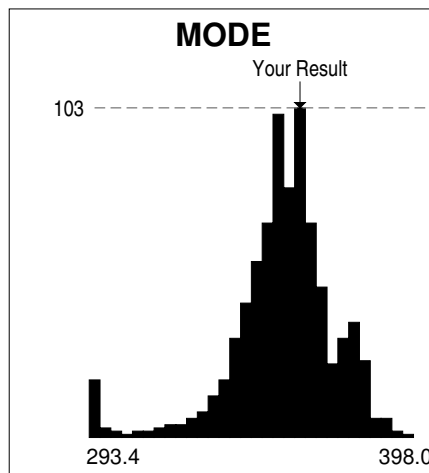
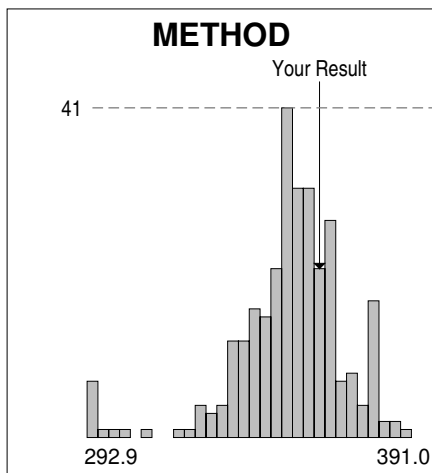
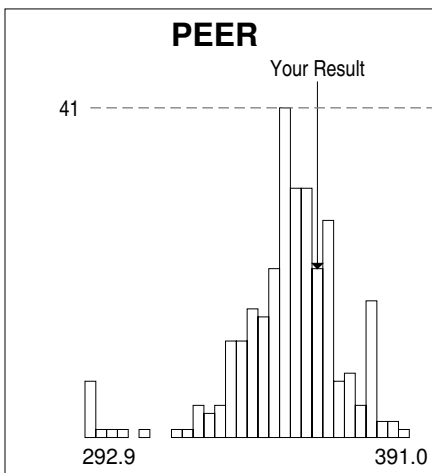
362 U/L

- ◆ Your Mode
- Your Method
- Your Peer

Comparative Statistics

	N	Mean	SD	CV	U ¹	Z-score	RMZ	%
Your Mode	804	357	12.7	3.57	1.12	0.39	0.25	1.38
Your Method	292	356	12.5	3.53	1.84	0.51	0.31	1.79
Your Peer	292	356	12.5	3.53	1.84	0.51	0.31	1.79

Your Deviation



	N	Mean	CV	U ¹
Roche cobas 6000/8000/c 311 UV without P5P Dedicated Reagent	974	274	2.66	0.585
Beckman Coulter AU Series UV without P5P BC AU Calibrator 66300	465	296	2.58	0.887
Roche cobas Integra / c 111 UV without P5P Dedicated Reagent	368	270	2.94	1.03
Beckman Coulter AU Series UV with P5P – IFCC Ref. Proc., Calibrated Dedicated Reagent	359	296	3.29	1.28
VITROS Microslide Series Enzymatic, colorimetric-VITROS VITROS Dry Slides Reagent Group	292	356	3.53	1.84
Siemens Dimension Series UV with P5P Dedicated Reagent	246	352	3.89	2.18
Roche cobas 6000/8000/c 311 UV with P5P – IFCC Ref. Proc., Calibrated Factored, IFCC Correlated	234	344	6.31	3.55
Abbott ARCHITECT/Alinity (c, i, ci ... UV without P5P Abbott ARCH AST REF 7D81	229	272	3.66	1.64
VITROS Microslide Series UV with P5P-VITROS VITROS Dry Slides Reagent Group	211	357	3.45	2.12

AST/GOT 22 : 6
CYCLE SAMPLE



Lab 235423

ESIC SUPER SPECIALTY HOSPITAL
SANATH NAGAR
HYDERABAD HYDERABAD 500038
INDIA

Bilirubin, Direct Report Clinical Chemistry (Monthly) Program

Cycle 22

Jul 2023 – Jul 2024
Sample No: 6
Sample Date: 11 Dec 23
Lot No: 212100



VITROS Microslide Series

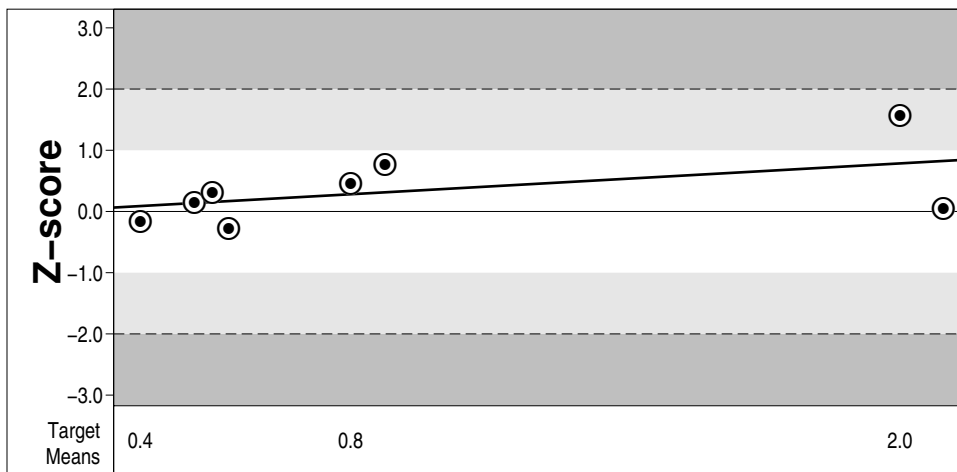
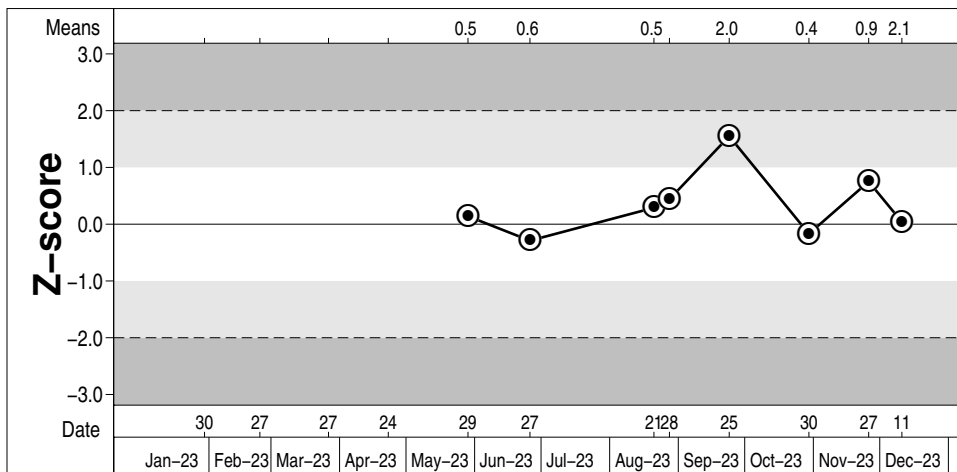
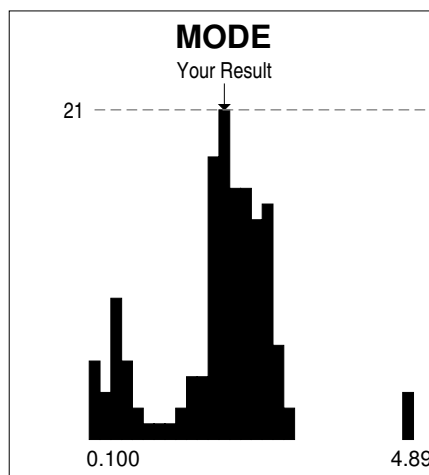
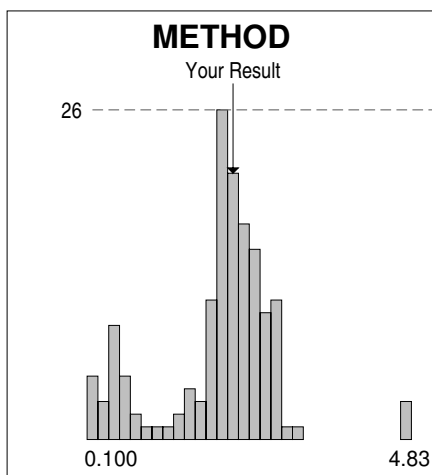
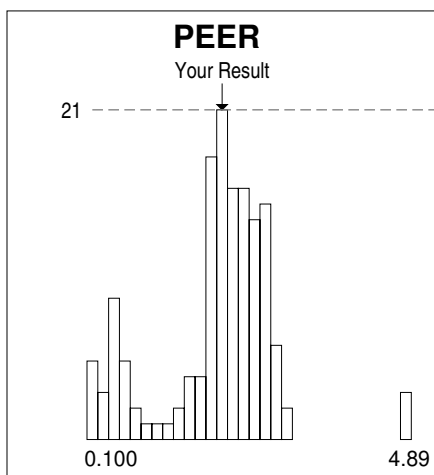
Your Result
2.16 mg/dL

- ◆ Your Mode
- Your Method
- Your Peer

Comparative Statistics

Your Deviation

	N	Mean	SD	CV	U ¹	Z-score	RMZ	%
Your Mode	148	2.14	0.550	25.7	0.113	0.04	0.48	0.919
Your Method	152	2.15	0.536	25.0	0.109	0.02	0.45	0.596
Your Peer	148	2.14	0.550	25.7	0.113	0.04	0.48	0.919



	N	Mean	CV	U ¹
Beckman Coulter AU Series				
Diazotization Dedicated Reagent	851	2.07	3.98	0.007
Roche cobas 6000/8000/c 311				
Diazotization Jendrassik-Grof Roche Direct Bilirubin	723	2.74	3.75	0.010
Abbott ARCHITECT/Alinity (c, i, ci ...)				
Diazotization Abbott ARCH Direct Bilirubin REF 8G63	355	2.30	5.40	0.017
Roche cobas 6000/8000/c 311				
Diazotization Dumas Roche Direct Bilirubin	347	2.54	11.7	0.040
Siemens Dimension Series				
Diazotization Dedicated Reagent	291	1.60	4.79	0.011
Roche cobas Integra / c 111				
Diazotization Jendrassik-Grof Roche Direct Bilirubin	282	2.67	4.10	0.016
Abbott ARCHITECT/Alinity (c, i, ci ...)				
Diazotization Abbott Alinity c Bili D, REF 07P97	235	2.24	3.76	0.014
VITROS Microslide Series				
Spectrophotometric VITROS Dry Slides Reagent Group	206	0.438	26.9	0.021
Siemens Atellica CH Analyzer				
Vanadate Oxidation Siemens Atellica CH DBil_2, REF 11097532	177	2.58	3.70	0.018

Bilirubin, Direct 22 : 6
CYCLE SAMPLE



Lab 235423

ESIC SUPER SPECIALTY HOSPITAL
SANATH NAGAR
HYDERABAD HYDERABAD 500038
INDIA

Bilirubin, Indirect/BU Report Clinical Chemistry (Monthly) Program

Cycle 22

Jul 2023 – Jul 2024
Sample No: 6
Sample Date: 11 Dec 23
Lot No: 212100



VITROS Microslide Series

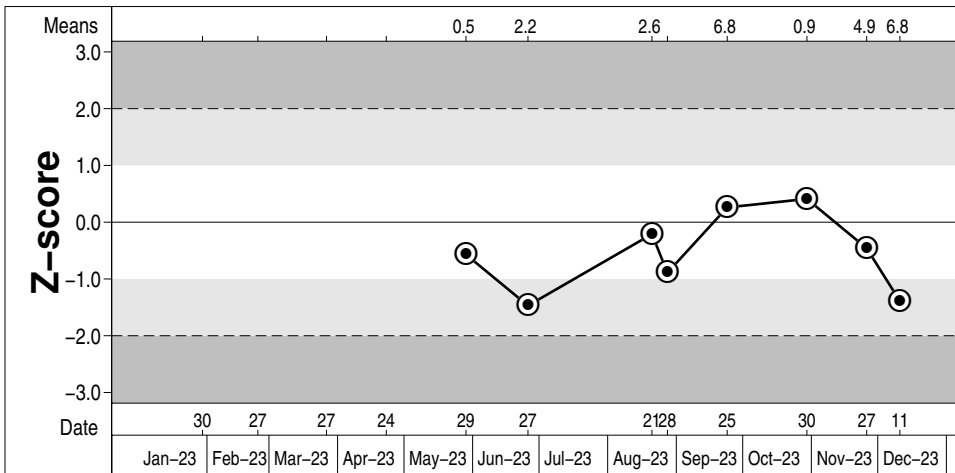
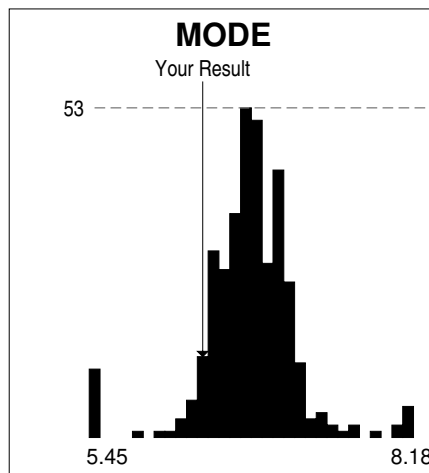
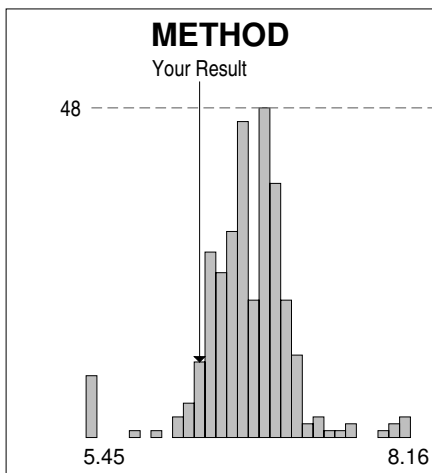
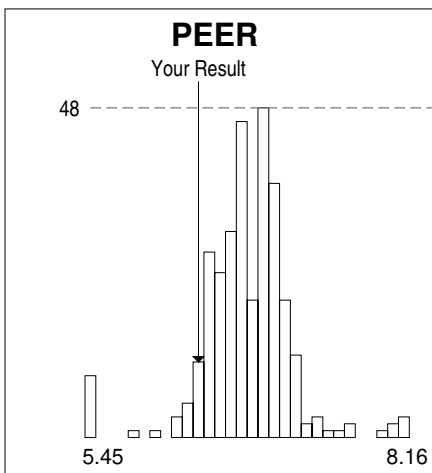
Your Result
6.43 mg/dL

- ◆ Your Mode
- Your Method
- Your Peer

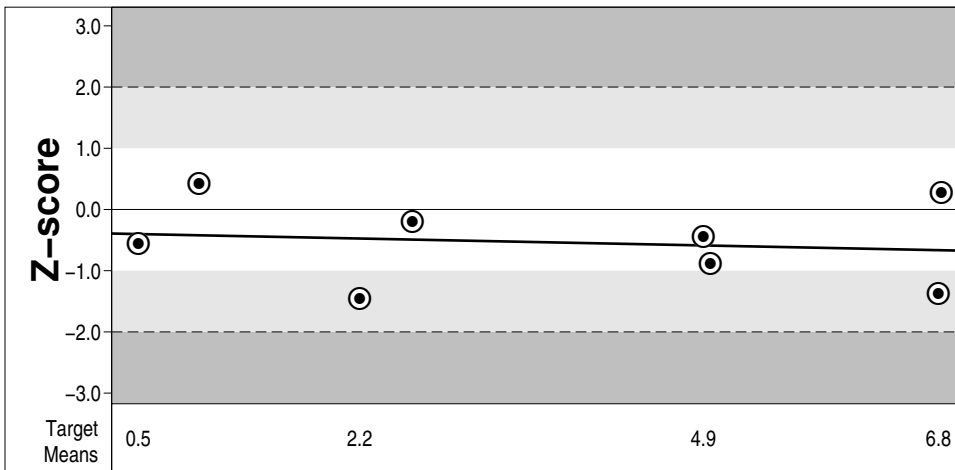
Comparative Statistics

	N	Mean	SD	CV	U ¹	Z-score	RMZ	%
Your Mode	361	6.81	0.273	4.01	0.036	-1.41	-0.27	-5.64
Your Method	309	6.81	0.271	3.99	0.039	-1.39	-0.38	-5.55
Your Peer	309	6.81	0.271	3.99	0.039	-1.39	-0.38	-5.55

Your Deviation



	N	Mean	CV	U ¹
VITROS Microslide Series Direct measure VITROS Dry Slides Reagent Group	309	6.81	3.99	0.039
Roche cobas 6000/8000/c 311 Calculated Dedicated Reagent	96	5.00	5.94	0.076
Beckman Coulter AU Series Calculated Dedicated Reagent	61	6.04	2.77	0.053
Siemens Dimension Series Calculated Dedicated Reagent	33	6.88	4.29	0.128
Roche cobas Integra / c 111 Calculated Dedicated Reagent	29	4.97	4.70	0.109
Abbott ARCHITECT/Alinity (c, i, ci ... Calculated Abbott Alinity c Bilirubin Total 04V51/Bilirubin D 07P97	19	6.01	6.91	0.238
VITROS Microslide Series Calculated VITROS Dry Slides Reagent Group	11	6.77	4.17	0.213
Roche cobas c 303/503 Calculated Roche c303/503 BILT3/BILD2 (Dumas)	10	4.67	7.92	0.293
Mindray BS Series Calculated Dedicated Reagent	9	6.25	15.1	0.786



Bilirubin, Indirect/BU 22 : 6
CYCLE SAMPLE



Lab 235423

ESIC SUPER SPECIALTY HOSPITAL
SANATH NAGAR
HYDERABAD HYDERABAD 500038
INDIA

Bilirubin, Total Report Clinical Chemistry (Monthly) Program

Cycle 22

Jul 2023 – Jul 2024

Sample No: 6

Sample Date: 11 Dec 23

Lot No: 212100



External Quality Assurance Services

VITROS Microslide Series

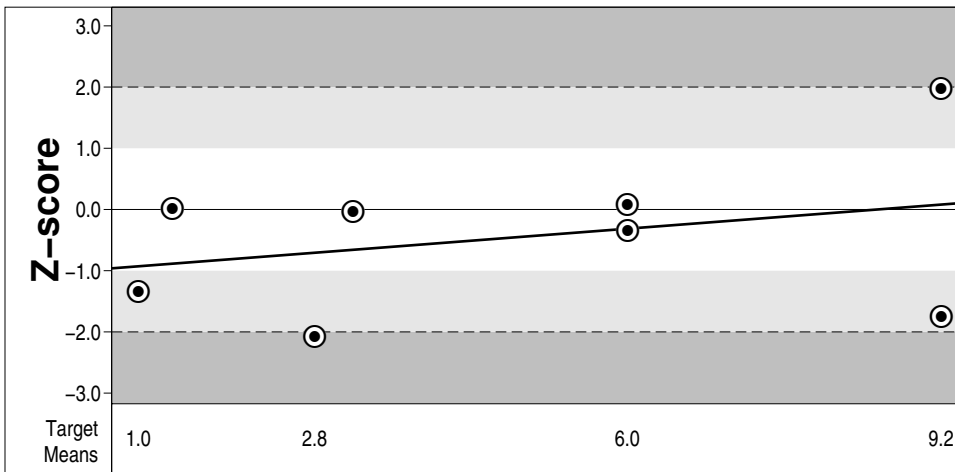
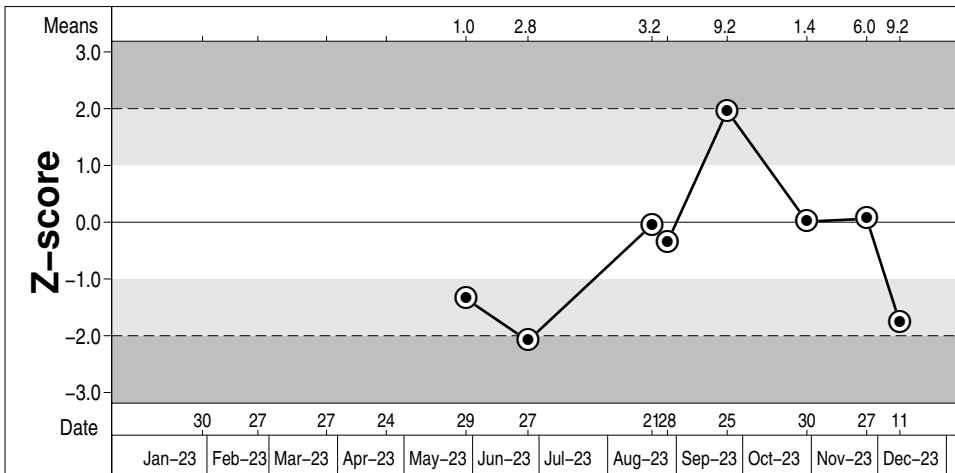
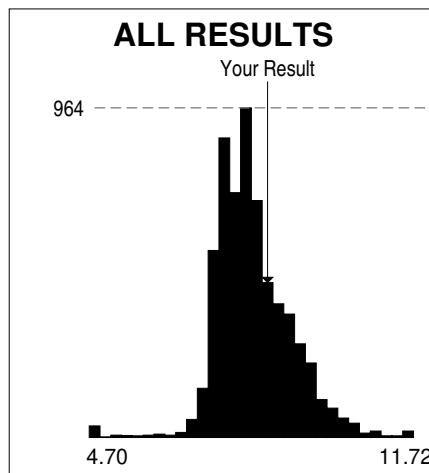
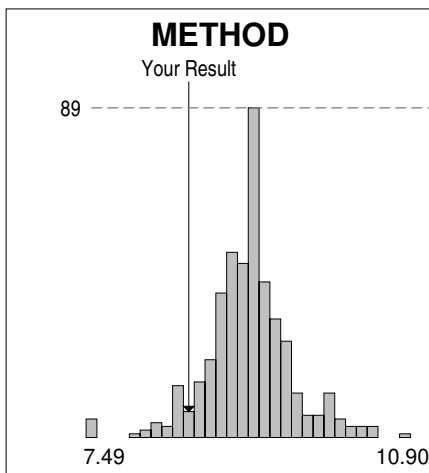
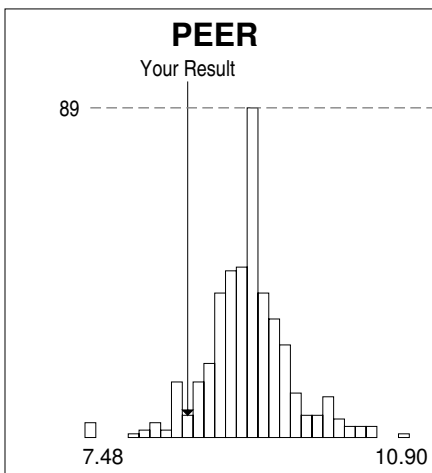
Your Result
8.59 mg/dL

- ◆ All Results
- Your Method
- Your Peer

Comparative Statistics

	N	Mean	SD	CV	U ¹	Z-score	RMZ	%
All Results	6140	8.21	0.702	8.55	0.022	0.54	0.58	4.63
Your Method	448	9.20	0.342	3.72	0.040	-1.78	-0.03	-6.63
Your Peer	434	9.20	0.345	3.75	0.041	-1.77	-0.02	-6.64

Your Deviation



	N	Mean	CV	U ¹
Roche cobas 6000/8000/c 311 Diazonium Ion, Blanked (Roche) Dedicated Reagent	1231	7.67	2.86	0.016
Beckman Coulter AU Series Diazonium Ion Dedicated Reagent	920	8.12	2.24	0.015
Roche cobas Integra / c 111 Diazonium Ion, Blanked (Roche) Dedicated Reagent	464	7.62	3.88	0.034
VITROS Microslide Series Diphyliline, Diazonium Salt-VITROS VITROS Dry Slides Reagent Group	434	9.20	3.75	0.041
Siemens Dimension Series Diazonium Ion Dedicated Reagent	347	8.48	3.36	0.038
Abbott ARCHITECT/Alinity (c, i, ci ... Diazonium Ion Abbott ARCH Total Bilirubin REF 6L45	340	8.33	5.96	0.067
Abbott ARCHITECT/Alinity (c, i, ci ... Diazonium Ion Abbott Alinity c Bili Total, REF 04V51	234	8.36	4.09	0.056
Roche cobas c 303/503 Diazonium Ion, Blanked (Roche) Roche BILT3, REF 08056960	209	7.43	2.75	0.035
Siemens Atellica CH Analyzer Vanadate Oxidation Siemens Atellica CH TBil_2, REF 11097531	176	9.01	2.31	0.039

Bilirubin, Total 22 : 6
CYCLE SAMPLE



Lab 235423

ESIC SUPER SPECIALTY HOSPITAL
SANATH NAGAR
HYDERABAD HYDERABAD 500038
INDIA

Calcium Report Clinical Chemistry (Monthly) Program

Cycle 22

Jul 2023 – Jul 2024
Sample No: 6
Sample Date: 11 Dec 23
Lot No: 212100



VITROS Microslide Series

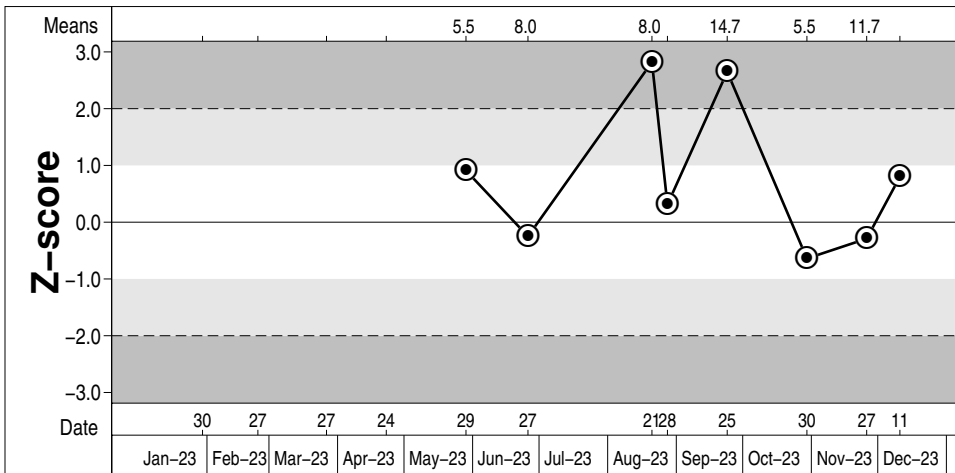
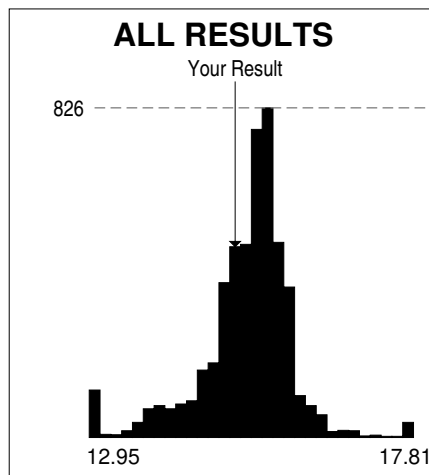
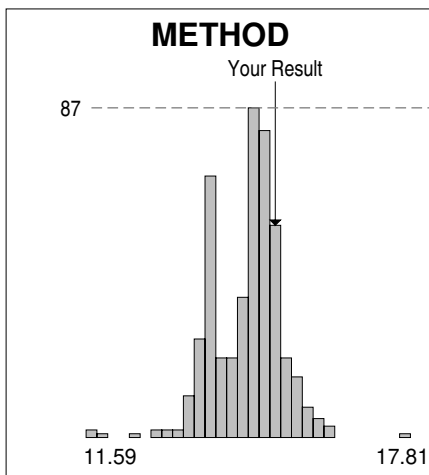
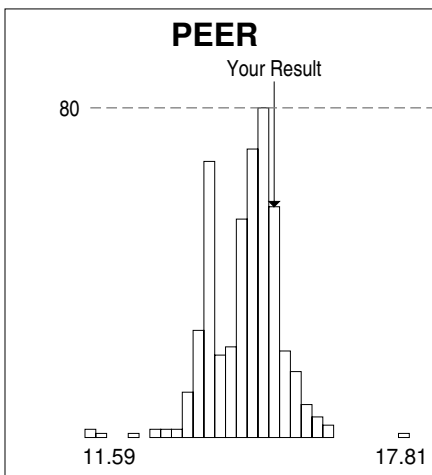
Your Result
15.2 mg/dL

- ◆ All Results
- Your Method
- Your Peer

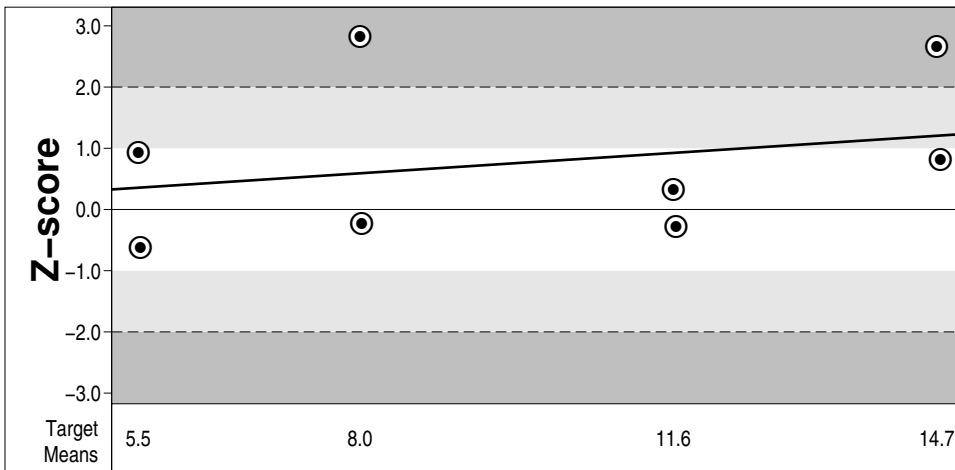
Comparative Statistics

	N	Mean	SD	CV	U ¹	Z-score	RMZ	%
All Results	5105	15.4	0.487	3.16	0.017	-0.37	-0.24	-1.18
Your Method	473	14.7	0.623	4.24	0.072	0.81	0.94	3.41
Your Peer	469	14.7	0.622	4.23	0.072	0.80	0.94	3.38

Your Deviation



	N	Mean	CV	U ¹
Roche cobas 6000/8000/c 311 BAPTA Dedicated Reagent	944	15.6	1.92	0.024
Beckman Coulter AU Series Arsenazo III Dedicated Reagent	761	15.5	1.99	0.028
VITROS Microslide Series Arsenazo III-VITROS VITROS Dry Slides Reagent Group	469	14.7	4.23	0.072
Abbott ARCHITECT/Alinity (c, i, ci ... Arsenazo III Abbott ARCH Calcium REF 3L79	340	15.4	2.68	0.056
Roche cobas Integra / c 111 BAPTA Dedicated Reagent	314	15.5	2.18	0.048
Siemens Dimension Series o-cresolphthalein complexone Dedicated Reagent	270	15.1	3.11	0.071
Abbott ARCHITECT/Alinity (c, i, ci ... Arsenazo III Abbott Alinity c Calcium, REF 07P57	239	15.4	2.10	0.052
Roche cobas c 303/503 BAPTA Roche CA2, REF 08057427	203	15.6	1.60	0.044
Roche cobas 6000/8000/c 311 o-cresolphthalein complexone Dedicated Reagent	144	15.6	1.98	0.064



Calcium 22 : 6
CYCLE SAMPLE



Lab 235423

ESIC SUPER SPECIALTY HOSPITAL
SANATH NAGAR
HYDERABAD HYDERABAD 500038
INDIA

Cholesterol, HDL Report Clinical Chemistry (Monthly) Program

Cycle 22

Jul 2023 – Jul 2024
Sample No: 6
Sample Date: 11 Dec 23
Lot No: 212100



VITROS Microslide Series

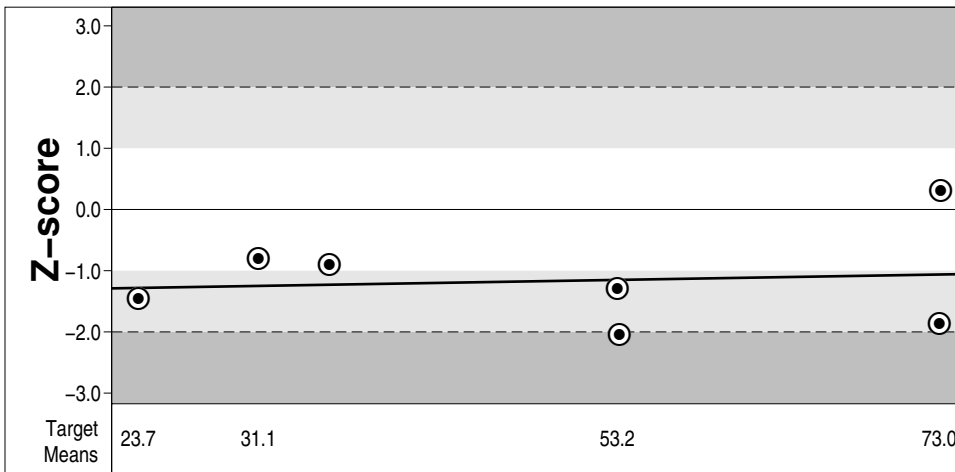
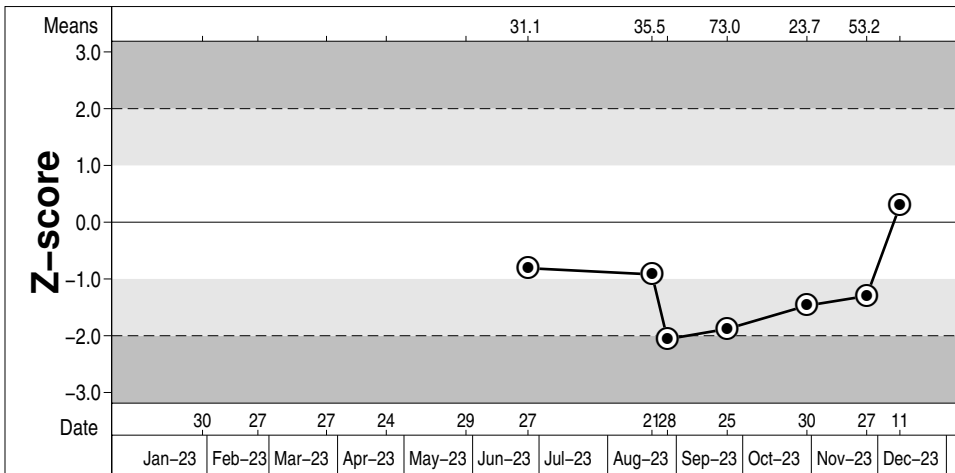
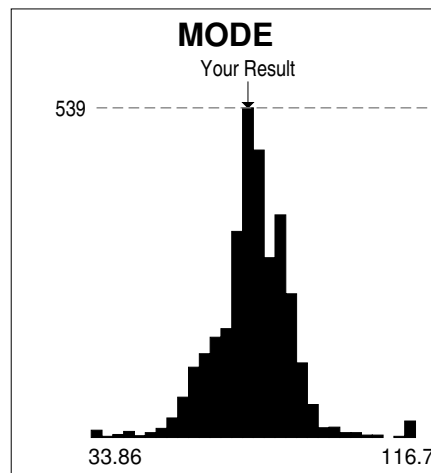
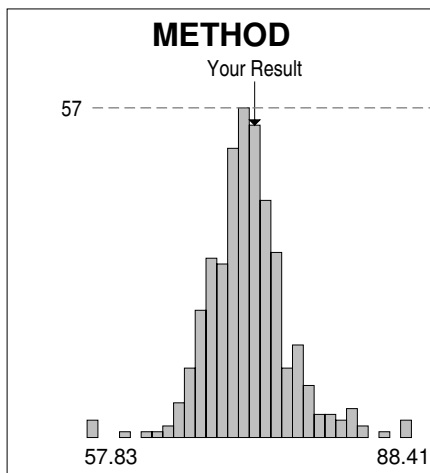
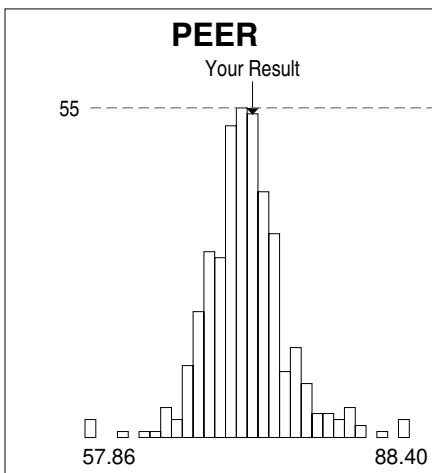
Your Result
74 mg/dL

- ◆ Your Mode
- ▣ Your Method
- Your Peer

Comparative Statistics

	N	Mean	SD	CV	U ¹	Z-score	RMZ	%
Your Mode	3248	75.3	8.29	11.0	0.364	-0.16	-1.16	-1.72
Your Method	402	73.1	3.06	4.18	0.381	0.29	-1.22	1.21
Your Peer	401	73.1	3.05	4.18	0.381	0.29	-1.22	1.19

Your Deviation



	N	Mean	CV	U ¹
Roche cobas 6000/c 311 Direct measure, polymer-polyanion Roche HDLC4	895	54.7	3.45	0.158
Beckman Coulter AU Series Direct measure, immunoinhibition Beckman Coulter AU HDL, OSR6X87	666	75.6	3.69	0.270
Roche cobas Integra / c 111 Direct measure, polymer-polyanion Roche HDLC4	426	54.0	4.17	0.273
VITROS Microslide Series Direct measure, PTA/MgCl ₂ -VITROS VITROS Dry Slides Reagent Group	401	73.1	4.18	0.381
Abbott ARCHITECT/Alinity (c, i, ci ... Direct measure, polymer-polyanion Abbott ARCH Ultra HDL REF 3K33	311	82.5	3.62	0.423
Abbott ARCHITECT/Alinity (c, i, ci ... Direct measure, polymer-polyanion Abbott Alinity c Ultra HDL, REF 07P75	238	81.2	2.66	0.350
Roche cobas c 303/503 Direct measure, polymer-polyanion Roche HDLC4	204	55.3	2.56	0.248
Roche cobas 8000 Direct measure, polymer-polyanion Roche HDLC4	190	54.6	2.99	0.296
Siemens Dimension Series Direct measure-PEG Dedicated Reagent	143	57.2	5.81	0.694

Cholesterol, HDL 22 : 6
CYCLE SAMPLE



Lab 235423

ESIC SUPER SPECIALTY HOSPITAL
SANATH NAGAR
HYDERABAD HYDERABAD 500038
INDIA

Cholesterol, Total Report Clinical Chemistry (Monthly) Program

Cycle 22

Jul 2023 – Jul 2024

Sample No: 6

Sample Date: 11 Dec 23

Lot No: 212100



External Quality Assurance Services

VITROS Microslide Series

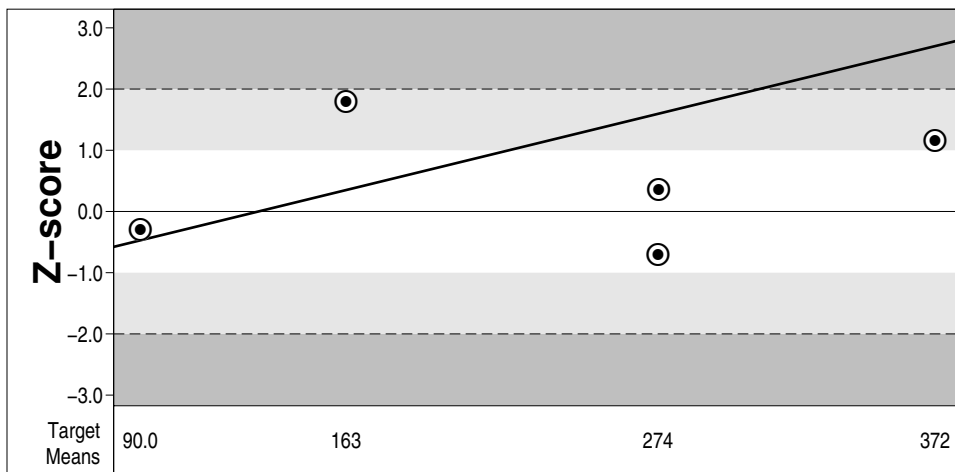
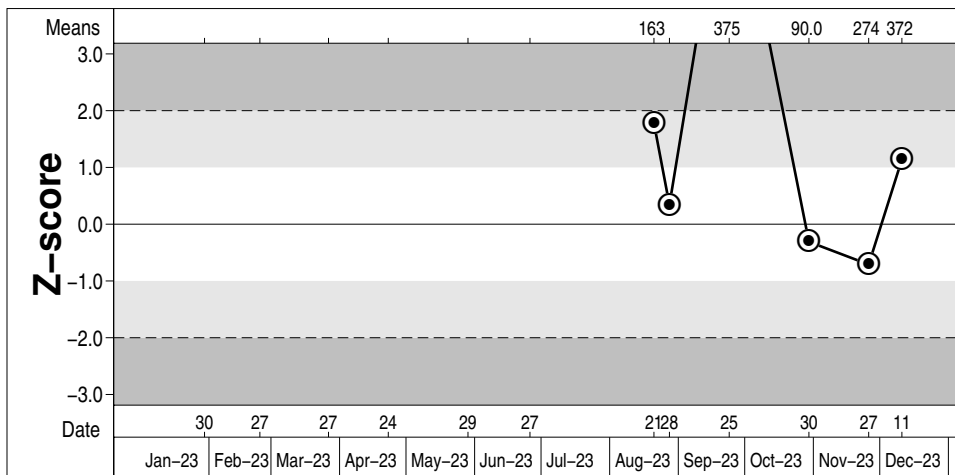
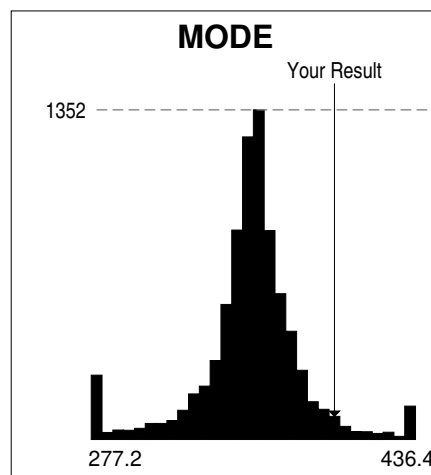
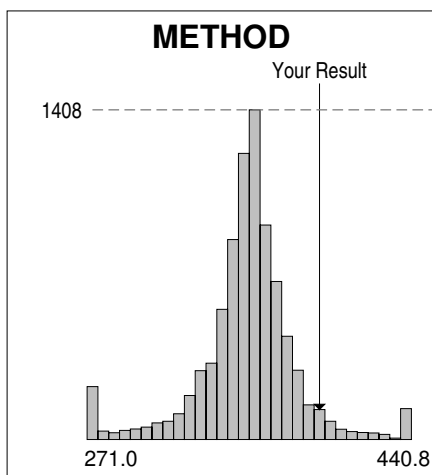
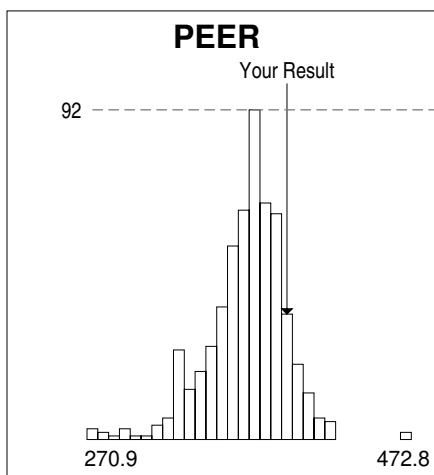
Your Result
395 mg/dL

- ◆ Your Mode
- Your Method
- Your Peer

Comparative Statistics

	N	Mean	SD	CV	U ¹	Z-score	RMZ	%
Your Mode	8363	357	15.9	4.46	0.435	2.40	2.31	10.7
Your Method	8513	356	17.0	4.77	0.460	2.30	2.28	11.0
Your Peer	563	372	20.2	5.43	2.13	1.14	1.50	6.21

Your Deviation



	N	Mean	CV	U ¹
Roche cobas 6000/8000/c 311 Cholesterol oxidase, esterase, peroxidase Dedicated Reagent	1225	357	2.06	0.525
Beckman Coulter AU Series Cholesterol oxidase, esterase, peroxidase Dedicated Reagent	794	367	3.39	1.10
VITROS Microslide Series Cholesterol oxidase, esterase, peroxidase VITROS Dry Slides Reagent Group	563	372	5.43	2.13
Roche cobas Integra / c 111 Cholesterol oxidase, esterase, peroxidase Dedicated Reagent	563	351	2.78	1.03
Mindray BS Series Cholesterol oxidase, esterase, peroxidase Dedicated Reagent	385	355	3.44	1.55
Siemens Dimension Series Cholesterol oxidase, esterase, peroxidase Dedicated Reagent	322	335	2.94	1.37
Abbott ARCHITECT (c, i, ci models) Cholesterol oxidase, esterase, peroxidase Abbott ARCH Chol2, REF 04S92	310	361	2.22	1.14
Roche cobas c 303/503 Cholesterol oxidase, esterase, peroxidase Roche CHOL2, REF 08057443	208	357	1.69	1.05
Siemens Atellica CH Analyzer Cholesterol oxidase, esterase, peroxidase Siemens Atellica CH Chol_2, REF 11097609	175	355	2.27	1.52

Cholesterol, Total 22 : 6
CYCLE SAMPLE



Lab 235423

ESIC SUPER SPECIALTY HOSPITAL
SANATH NAGAR
HYDERABAD HYDERABAD 500038
INDIA

CO2 (Carbon Dioxide) Report Clinical Chemistry (Monthly) Program

Cycle 22

Jul 2023 – Jul 2024

Sample No: 6

Sample Date: 11 Dec 23

Lot No: 212100



External Quality Assurance Services

VITROS Microslide Series

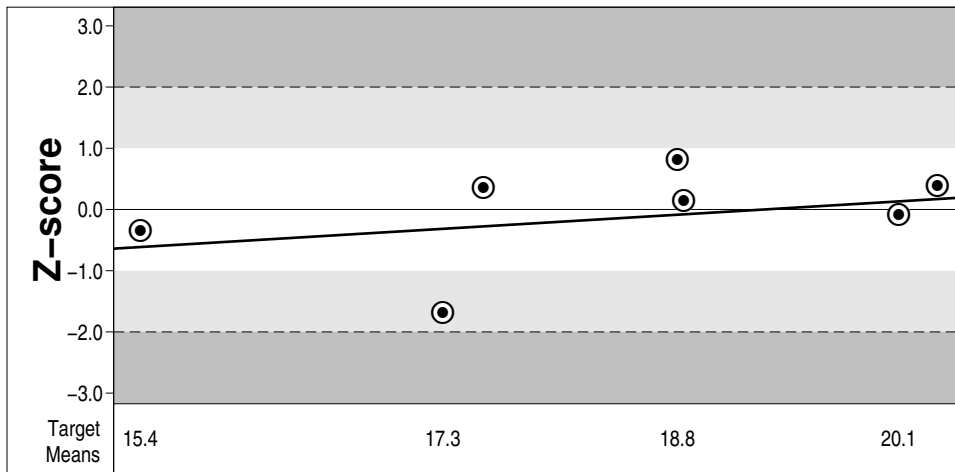
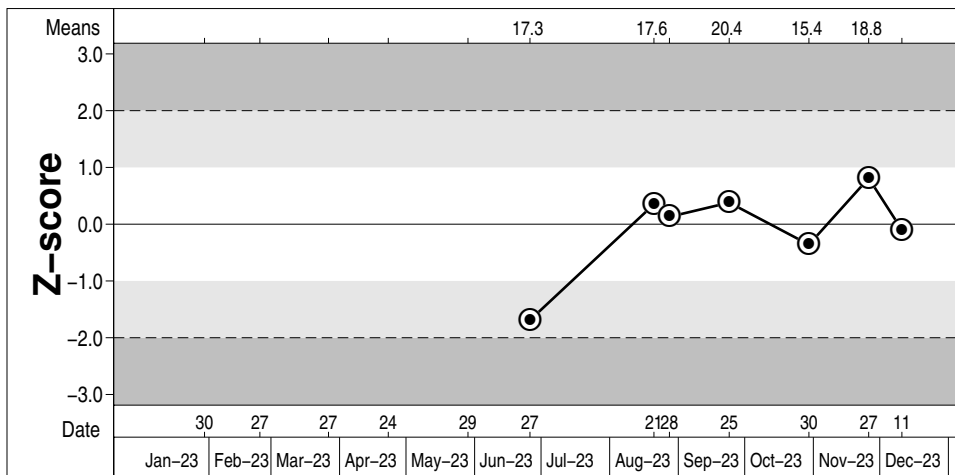
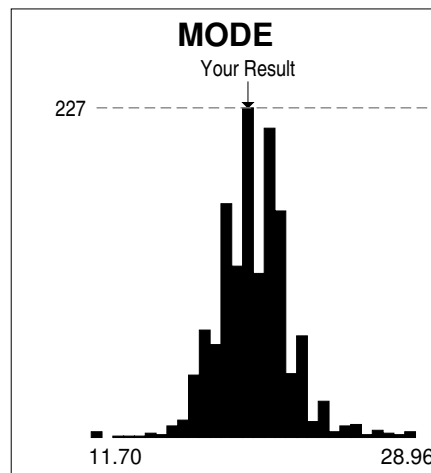
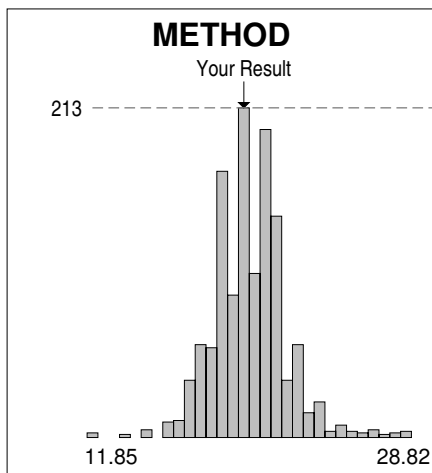
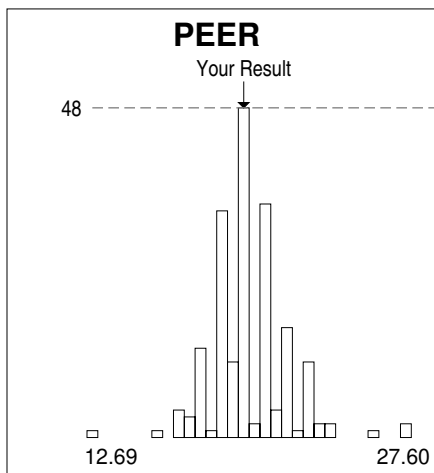
Your Result
20 mmol/L

- ◆ Your Mode
- Your Method
- Your Peer

Comparative Statistics

	N	Mean	SD	CV	U ¹	Z-score	RMZ	%
Your Mode	1388	20.3	1.73	8.49	0.116	-0.19	0.21	-1.60
Your Method	1280	20.3	1.70	8.34	0.119	-0.20	0.21	-1.65
Your Peer	190	20.1	1.49	7.40	0.270	-0.10	0.20	-0.712

Your Deviation



	N	Mean	CV	U ¹
Roche cobas 6000/8000/c 311 Enzymatic Dedicated Reagent	294	19.8	6.65	0.192
Beckman Coulter AU Series Enzymatic Dedicated Reagent	191	21.6	5.10	0.200
VITROS Microslide Series Enzymatic VITROS Dry Slides Reagent Group	190	20.1	7.40	0.270
Roche cobas Integra / c 111 Enzymatic Dedicated Reagent	118	20.1	7.87	0.364
Roche cobas c 303/503 Enzymatic Roche CO2-L, REF 08057494	93	19.5	5.06	0.256
Abbott ARCHITECT/Alinity (c, i, ci ... Enzymatic Abbott Alinity c CO2, REF 07P72	87	19.3	8.11	0.420
Abbott ARCHITECT/Alinity (c, i, ci ... Enzymatic Abbott ARCH Carbon Dioxide REF 3L80	86	19.3	8.33	0.434
Siemens Atellica CH Analyzer Enzymatic Siemens Atellica CH CO2_c, REF 11097521	83	20.9	4.50	0.258
Siemens Dimension Series Enzymatic Dedicated Reagent	54	22.3	6.20	0.470

CO2 (Carbon Dioxide) 22 : 6
CYCLE SAMPLE



Lab 235423

ESIC SUPER SPECIALTY HOSPITAL
SANATH NAGAR
HYDERABAD HYDERABAD 500038
INDIA

Creatine Kinase Report Clinical Chemistry (Monthly) Program

Cycle 22

Jul 2023 – Jul 2024
Sample No: 6
Sample Date: 11 Dec 23
Lot No: 212100



VITROS Microslide Series

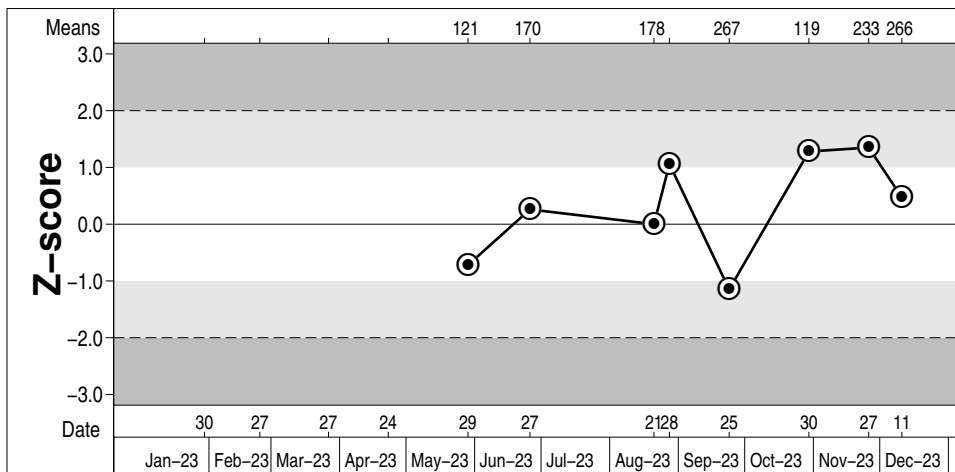
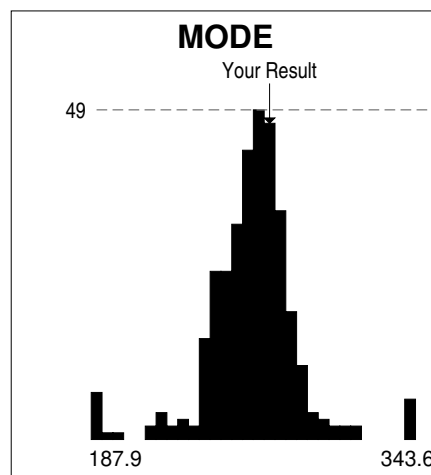
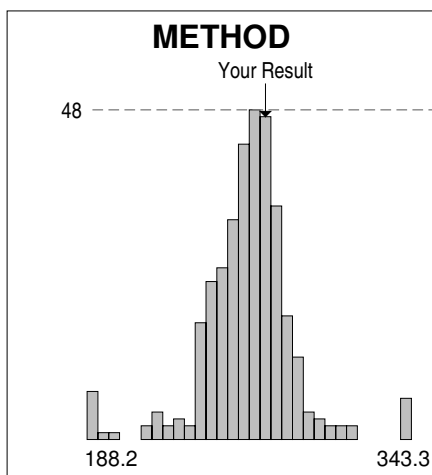
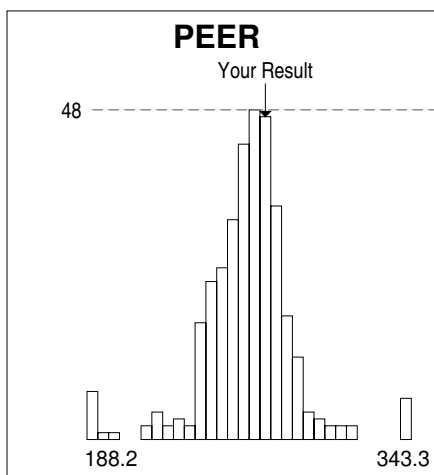
Your Result
273 U/L

- ◆ Your Mode
- Your Method
- Your Peer

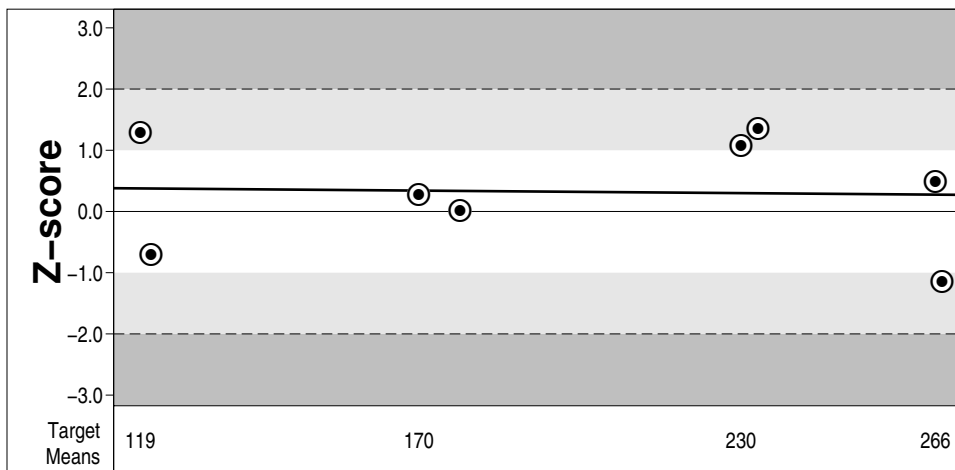
Comparative Statistics

Your Deviation

	N	Mean	SD	CV	U ¹	Z-score	RMZ	%
◆ Your Mode	341	266	15.6	5.86	2.11	0.47	0.50	2.73
■ Your Method	340	266	15.5	5.84	2.10	0.47	0.50	2.74
● Your Peer	340	266	15.5	5.84	2.10	0.47	0.50	2.74



	N	Mean	CV	U ¹
Beckman Coulter AU Series NAC Activated – IFCC Ref. Proc., Calibrated Dedicated Reagent	515	433	3.27	1.56
Roche cobas 6000/c 311 NAC Activated – IFCC Ref. Proc., Calibrated Dedicated Reagent	384	401	2.67	1.37
VITROS Microslide Series NAC, Enzymatic-VITROS VITROS Dry Slides Reagent Group	340	266	5.84	2.10
Roche cobas 6000/c 311 NAC activated Dedicated Reagent	311	402	2.58	1.47
Abbott ARCHITECT/Alinity (c, i, ci ...) NAC activated Abbott ARCH Creatine Kinase REF 7D63	228	395	3.90	2.55
Abbott ARCHITECT/Alinity (c, i, ci ...) NAC activated Abbott Alinity c CK, REF 08P42	182	404	2.53	1.89
Roche cobas Integra / c 111 NAC Activated – IFCC Ref. Proc., Calibrated Dedicated Reagent	175	397	2.98	2.23
Roche cobas c 303/503 NAC Activated – IFCC Ref. Proc., Calibrated Roche CK, REF 08057460	158	399	2.26	1.79
Siemens Dimension Series NAC Activated – IFCC Ref. Proc., Calibrated Dedicated Reagent	142	399	3.71	3.11



Creatine Kinase 22 : 6
CYCLE SAMPLE

Creatinine Report

Lab 235423

Clinical Chemistry (Monthly) Program

Cycle 22



ESIC SUPER SPECIALTY HOSPITAL
SANATH NAGAR
HYDERABAD HYDERABAD 500038
INDIA

Jul 2023 – Jul 2024

Sample No: 6

Sample Date: 11 Dec 23

Lot No: 212100



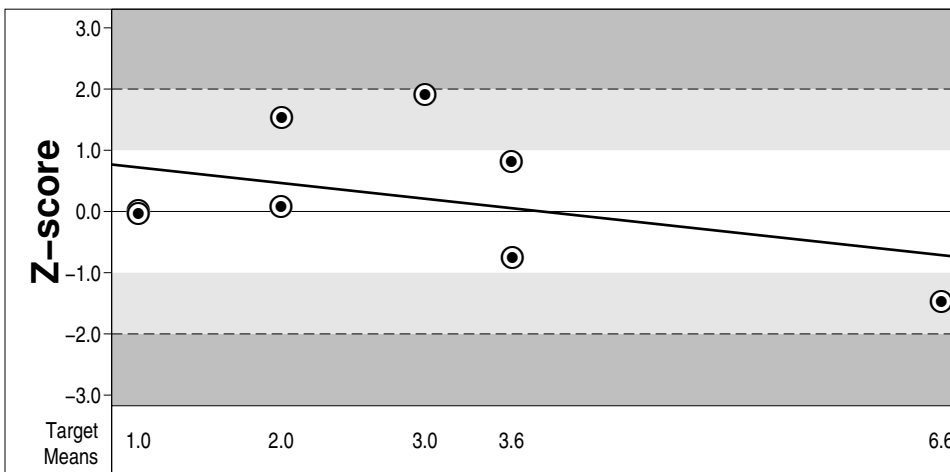
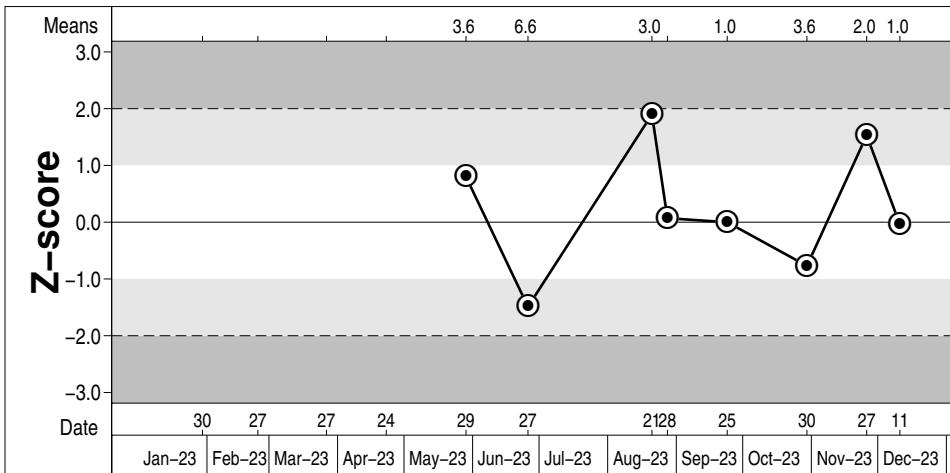
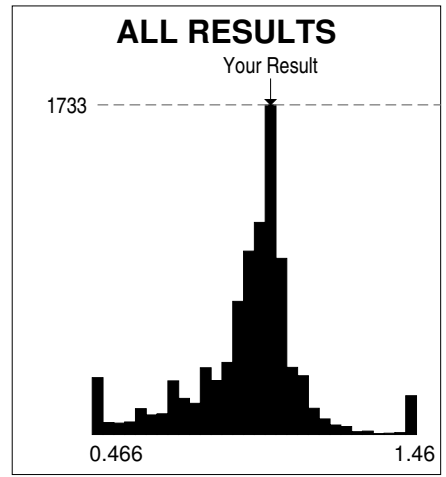
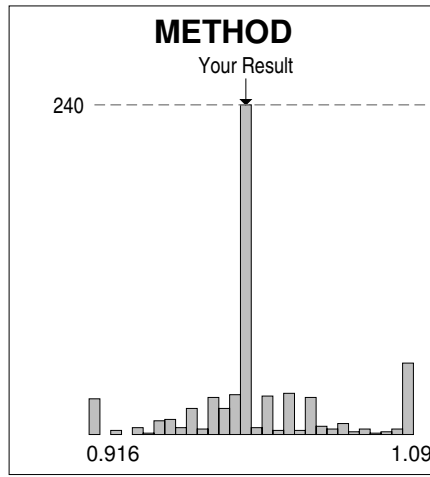
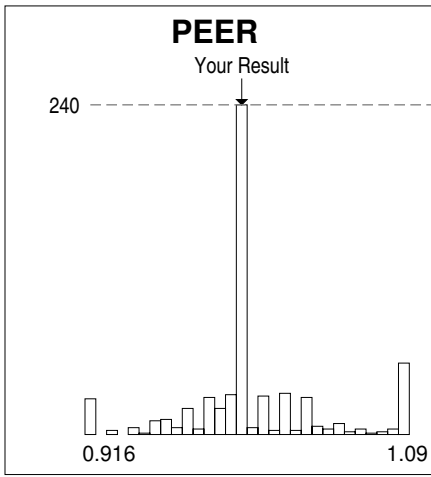
VITROS Microslide Series

Your Result
1 mg/dL

Comparative Statistics

Your Deviation

	N	Mean	SD	CV	U ¹	Z-score	RMZ	%
◆ All Results	9157	0.962	0.099	10.3	0.003	0.38	0.33	3.91
■ Your Method	578	1.00	0.017	1.70	0.002	-0.04	0.45	-0.071
● Your Peer	578	1.00	0.017	1.70	0.002	-0.04	0.45	-0.071



	N	Mean	CV	U ¹
Roche cobas 6000/c 311 Alkaline picrate method, IFCC-IDMS Standardized Dedicated Reagent	726	0.980	4.87	0.004
VITROS Microslide Series Enzymatic-VITROS, IFCC-IDMS Standardized VITROS Dry Slides Reagent Group	578	1.00	1.70	0.002
Beckman Coulter AU Series Alkaline picrate method, IFCC-IDMS Standardized Dedicated Reagent	454	0.952	7.52	0.008
Roche cobas 6000/c 311 Enzymatic IFCC-IDMS Standardized Dedicated Reagent	377	1.01	2.73	0.004
Roche cobas Integra / c 111 Alkaline picrate method, IFCC-IDMS Standardized Dedicated Reagent	342	0.738	8.22	0.008
Siemens Dimension Series Alkaline picrate method, IFCC-IDMS Standardized Dedicated Reagent	321	0.980	6.33	0.009
Mindray BS Series Enzymatic Mindray CREA (SOX) REF CRE020X/120X/220X	303	1.000	4.94	0.007
Beckman Coulter AU Series Alkaline picrate method Dedicated Reagent	296	0.987	8.23	0.012
Roche cobas Integra / c 111 Enzymatic IFCC-IDMS Standardized Dedicated Reagent	290	0.979	3.87	0.006

Creatinine 22 : 6
CYCLE SAMPLE



Lab 235423

ESIC SUPER SPECIALTY HOSPITAL
SANATH NAGAR
HYDERABAD HYDERABAD 500038
INDIA

eGFR Report Clinical Chemistry (Monthly) Program

Cycle 22

Jul 2023 – Jul 2024

Sample No: 6

Sample Date: 11 Dec 23

Lot No: 212100



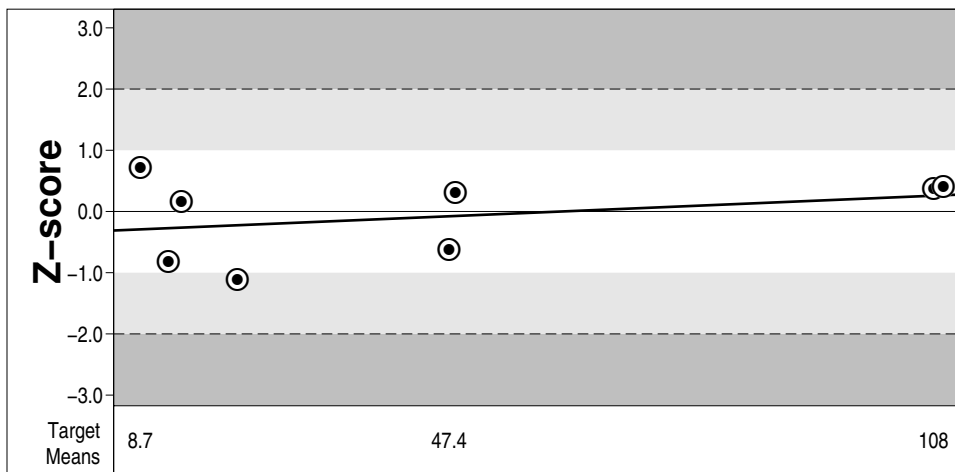
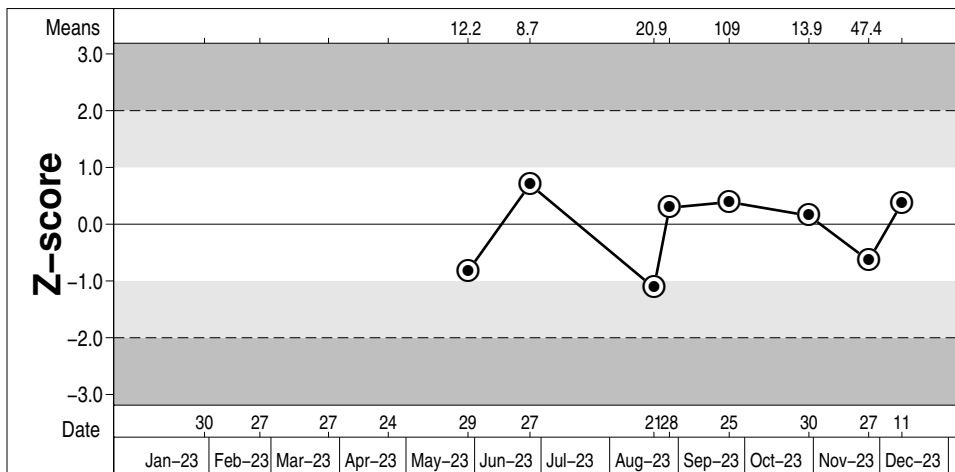
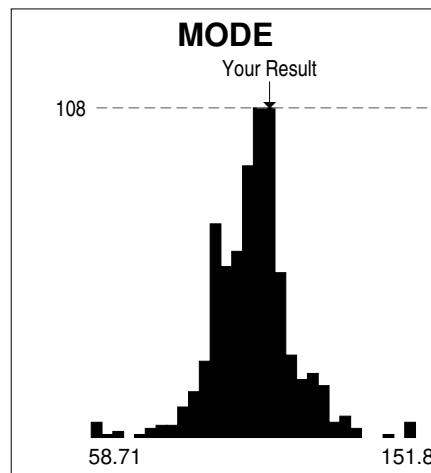
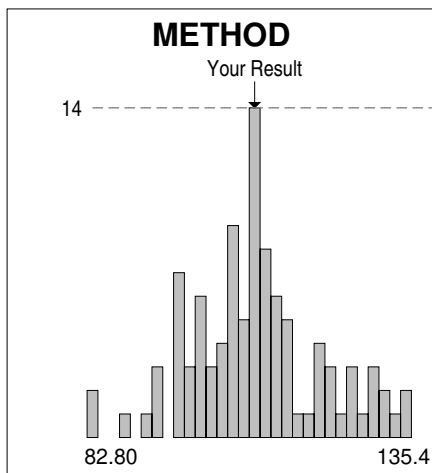
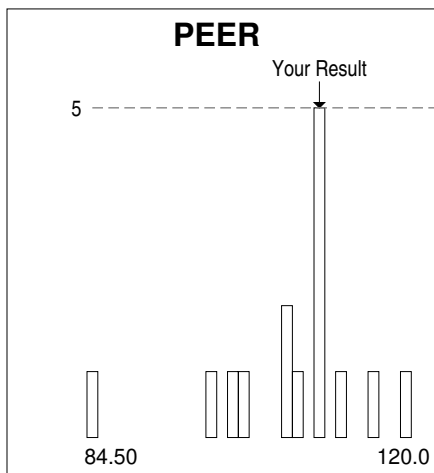
External Quality Assurance Services

VITROS Microslide Series

Comparative Statistics

Your Deviation

Your Result	N	Mean	SD	CV	U ¹	Z-score	RMZ	%	
110 mL/min/1.73m²	◆ Your Mode	721	105	9.31	8.85	0.867	0.51	-0.10	4.50
	▣ Your Method	99	110	8.93	8.14	2.24	0.03	-0.06	0.279
	● Your Peer	15	108	5.54	5.13	3.57	0.37	-0.09	1.89



	N	Mean	CV	U ¹
Roche cobas 6000/8000/c 311 Calculated – CKD–EPI (Creatinine) Roche CREJ2/SCRE2	62	108	6.25	2.14
VITROS Microslide Series Calculated – CKD–EPI (Creatinine) VITROS Dry Slides Reagent Group	52	108	3.68	1.37
Roche cobas 6000/8000/c 311 Calculated – CKD–EPI (Creatinine) Roche CREP2	50	104	2.51	0.925
VITROS Microslide Series Calculated – MDRD (Simplified) VITROS Dry Slides Reagent Group	41	94.7	1.93	0.714
Beckman Coulter AU Series Calculated – CKD–EPI (Creatinine) Beckman Coulter AU OSR6X78	41	111	10.2	4.43
Beckman Coulter AU Series Calculated – MDRD (Simplified) Beckman Coulter AU OSR6X78	33	105	9.54	4.34
Roche cobas 6000/8000/c 311 Calculated – MDRD (Simplified) Roche CREJ2/SCRE2	32	97.9	5.78	2.50
Siemens Dimension Series Calculated – CKD–EPI (Creatinine) Dedicated Reagent	30	109	6.74	3.36
Beckman Coulter AU Series Calculated – CKD–EPI (Creatinine) Beckman Coulter AU OSR61204	26	111	8.85	4.84

eGFR 22 : 6
CYCLE SAMPLE



Lab 235423

ESIC SUPER SPECIALTY HOSPITAL
SANATH NAGAR
HYDERABAD HYDERABAD 500038
INDIA

Glucose Report Clinical Chemistry (Monthly) Program

Cycle 22

Jul 2023 – Jul 2024

Sample No: 6

Sample Date: 11 Dec 23

Lot No: 212100



External Quality Assurance Services

VITROS Microslide Series

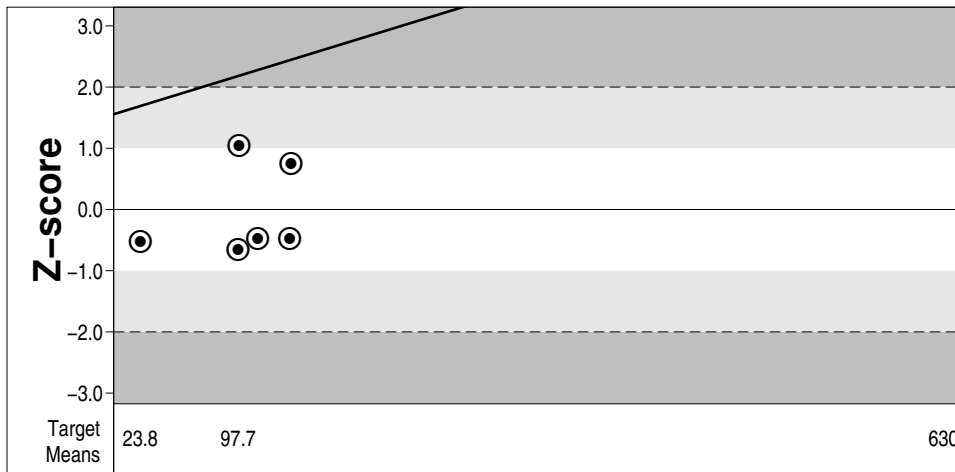
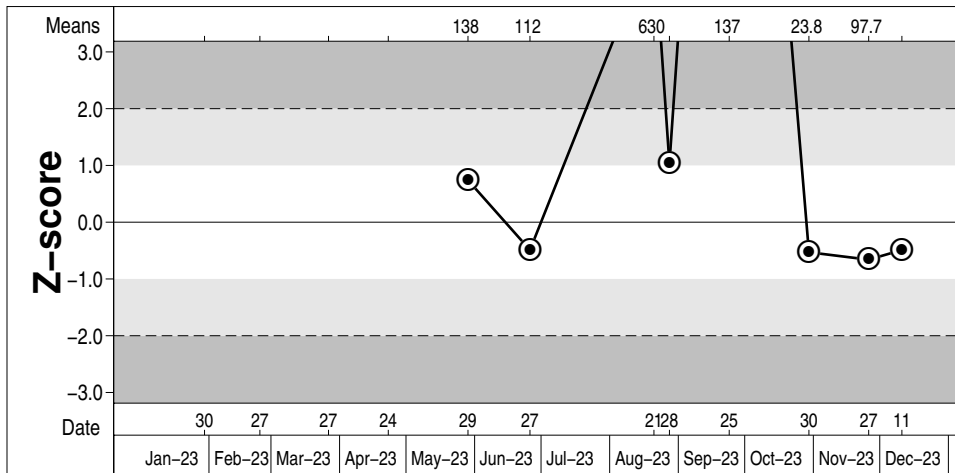
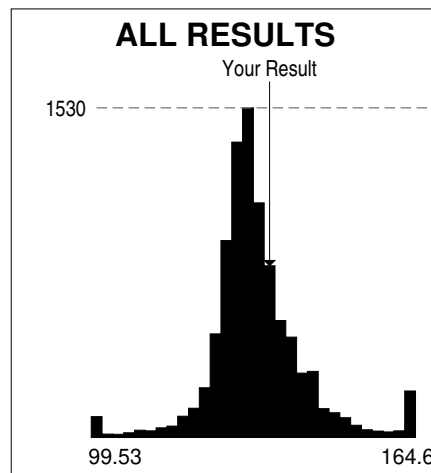
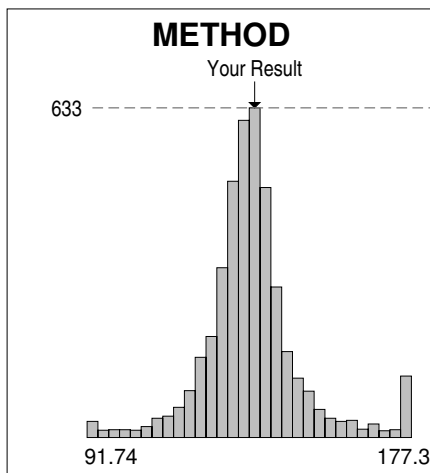
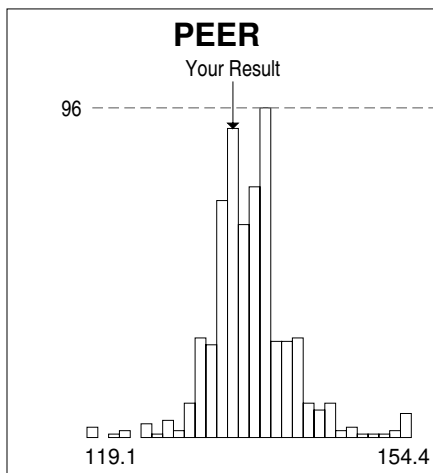
Your Result
135 mg/dL

- ◆ All Results
- Your Method
- Your Peer

Comparative Statistics

	N	Mean	SD	CV	U ¹	Z-score	RMZ	%
All Results	9313	132	6.51	4.93	0.169	0.45	2.60	2.21
Your Method	4224	135	8.56	6.36	0.329	0.05	1.63	0.346
Your Peer	604	137	3.53	2.58	0.359	-0.49	3.45	-1.26

Your Deviation



	N	Mean	CV	U ¹
Roche cobas 6000/8000/c 311 Hexokinase Dedicated Reagent	1303	131	2.23	0.203
Beckman Coulter AU Series Hexokinase Dedicated Reagent	973	128	2.45	0.252
Roche cobas Integra / c 111 Hexokinase Dedicated Reagent	604	132	2.38	0.320
VITROS Microslide Series Glucose oxidase, hydrogen peroxide (Trinder) VITROS Dry Slides Reagent Group	604	137	2.58	0.359
Abbott ARCHITECT/Alinity (c, i, ci ... Hexokinase Abbott ARCH Glucose REF 3L82	452	127	2.17	0.324
Siemens Dimension Series Hexokinase Dedicated Reagent	367	144	2.80	0.524
Mindray BS Series Glucose oxidase, hydrogen peroxide (Trinder) Mindray Glu (GOD) REF GLU010X/110X	335	132	3.48	0.629
Abbott ARCHITECT/Alinity (c, i, ci ... Hexokinase Abbott Alinity c Glucose, REF 07P55	253	127	1.63	0.326
Roche cobas c 303/503 Hexokinase Roche GLUC3, REF 08057800	222	132	1.53	0.338

Glucose 22 : 6
CYCLE SAMPLE



Lab 235423

ESIC SUPER SPECIALTY HOSPITAL
SANATH NAGAR
HYDERABAD HYDERABAD 500038
INDIA

Iron Report Clinical Chemistry (Monthly) Program

Cycle 22

Jul 2023 – Jul 2024
Sample No: 6
Sample Date: 11 Dec 23
Lot No: 212100



VITROS Microslide Series

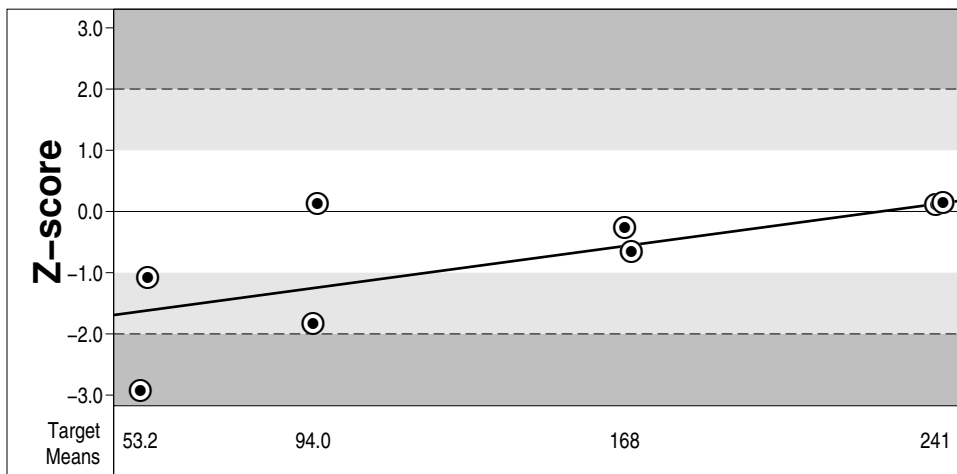
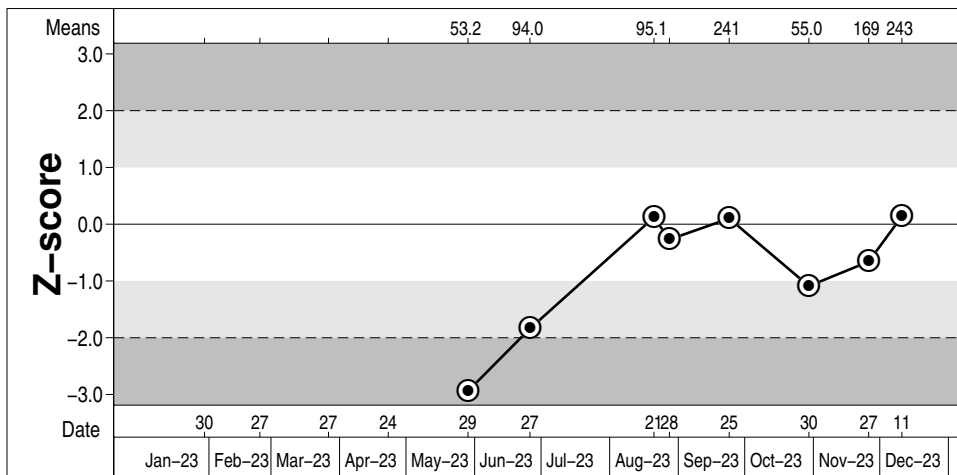
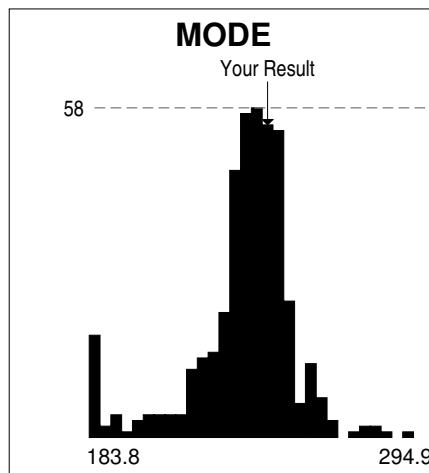
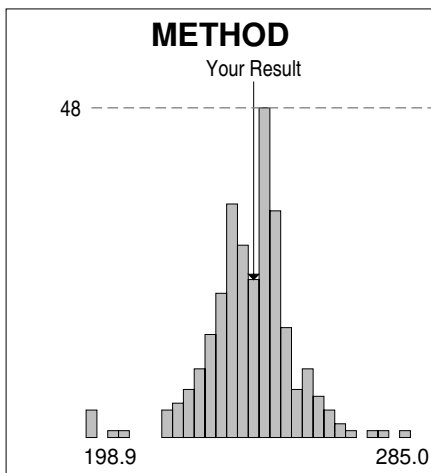
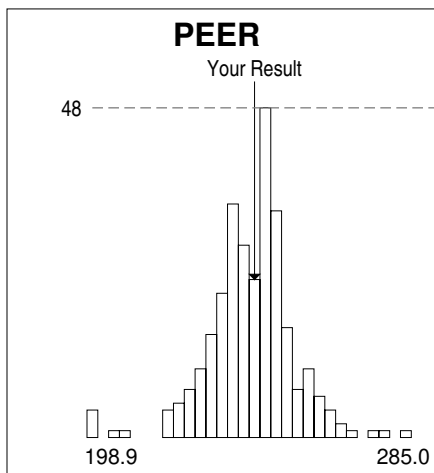
Your Result
244 µg/dL

- ◆ Your Mode
- Your Method
- Your Peer

Comparative Statistics

	N	Mean	SD	CV	U ¹	Z-score	RMZ	%
Your Mode	438	239	11.1	4.64	1.33	0.42	-0.21	1.93
Your Method	283	243	8.76	3.61	1.30	0.14	-0.28	0.519
Your Peer	283	243	8.76	3.61	1.30	0.14	-0.28	0.519

Your Deviation



	N	Mean	CV	U ¹
Roche cobas 6000/8000/c 311 Ferrozine–no deproteinization Dedicated Reagent	761	220	2.09	0.417
Beckman Coulter AU Series TPTZ–no deproteinization Dedicated Reagent	556	220	2.37	0.551
VITROS Microslide Series Pyridyl azo dye VITROS Dry Slides Reagent Group	283	243	3.61	1.30
Roche cobas Integra / c 111 Ferrozine–no deproteinization Dedicated Reagent	192	220	2.94	1.17
Siemens Dimension Series Ferene Dedicated Reagent	174	204	2.40	0.929
Roche cobas c 303/503 Ferrozine–no deproteinization Roche IRON2, REF 08057931	147	219	1.75	0.791
Abbott ARCHITECT/Alinity (c, i, ci ... Ferene Abbott ARCH Iron2, REF 04T02	138	232	3.29	1.62
Siemens Atellica CH Analyzer Ferrozine–no deproteinization Siemens Atellica CH Iron_2, REF 11097601	136	215	1.90	0.876
Abbott ARCHITECT/Alinity (c, i, ci ... Ferene Sentinel MULTIGENT Iron REF 6K95	110	233	2.71	1.50

Iron 22 : 6
CYCLE SAMPLE



Lab 235423

ESIC SUPER SPECIALTY HOSPITAL
SANATH NAGAR
HYDERABAD HYDERABAD 500038
INDIA

LDH Report Clinical Chemistry (Monthly) Program

Cycle 22

Jul 2023 – Jul 2024
Sample No: 6
Sample Date: 11 Dec 23
Lot No: 212100



VITROS Microslide Series

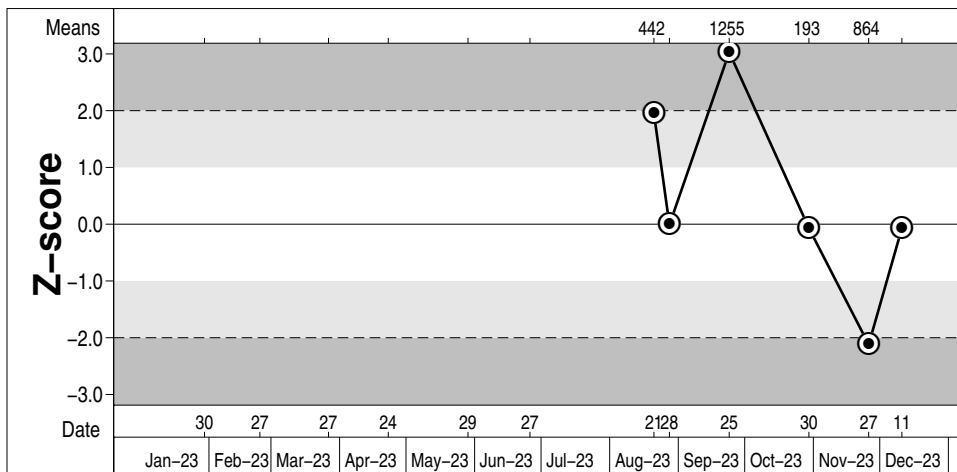
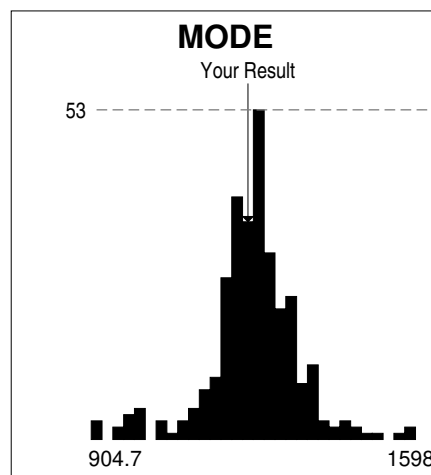
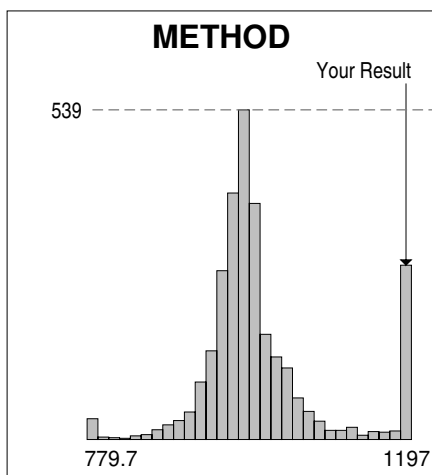
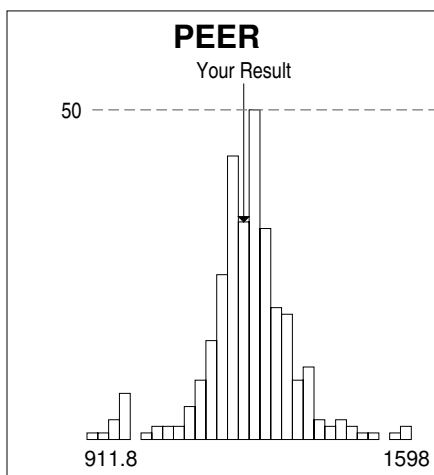
Your Result
1251 U/L

- ◆ Your Mode
- Your Method
- Your Peer

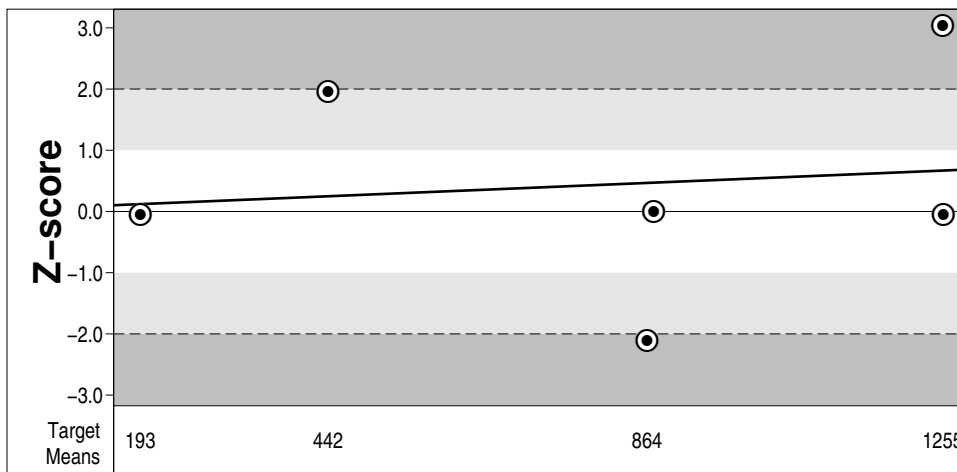
Comparative Statistics

Your Deviation

	N	Mean	SD	CV	U ¹	Z-score	RMZ	%
Your Mode	307	1255	70.0	5.58	9.98	-0.05	0.46	-0.288
Your Method	2965	988	41.7	4.22	1.92	6.29	5.11	26.6
Your Peer	305	1255	68.7	5.48	9.84	-0.07	0.45	-0.356



	N	Mean	CV	U ¹
Roche cobas 6000/8000/c 311 L to P – IFCC Ref. Proc., Calibrated Dedicated Reagent	779	980	2.10	1.84
Beckman Coulter AU Series L to P – IFCC Ref. Proc., Calibrated Dedicated Reagent	507	979	3.55	3.86
VITROS Microslide Series L to P – IFCC Ref. Proc., Calibrated VITROS Dry Slides Reagent Group	305	1255	5.48	9.84
Roche cobas Integra / c 111 L to P – IFCC Ref. Proc., Calibrated Dedicated Reagent	247	973	2.91	4.51
Roche cobas c 303/503 L to P – IFCC Ref. Proc., Calibrated Roche LDH12, REF 08057958	165	995	2.26	4.38
Abbott ARCHITECT/Alinity (c, i, ci ... L to P – IFCC Ref. Proc., Calibrated Abbott ARCHITECT LDH REF 2P56 (Factored, IFCC...)	151	979	4.69	9.34
Siemens Atellica CH Analyzer L to P – IFCC Ref. Proc., Calibrated Siemens Atellica CH LDLP, REF 11097594	141	1035	1.82	3.96
Siemens Dimension Series L to P – IFCC Ref. Proc., Calibrated Dedicated Reagent	108	961	3.13	7.24
Abbott ARCHITECT/Alinity (c, i, ci ... L to P – IFCC Ref. Proc., Calibrated Abbott Alinity c LDH2, REF 04799 (Factored, I...)	103	969	4.02	9.59



LDH 22 : 6
CYCLE SAMPLE



Lab 235423

ESIC SUPER SPECIALTY HOSPITAL
SANATH NAGAR
HYDERABAD HYDERABAD 500038
INDIA

Lipase Report Clinical Chemistry (Monthly) Program

Cycle 22

Jul 2023 – Jul 2024

Sample No: 6

Sample Date: 11 Dec 23

Lot No: 212100



VITROS Microslide Series

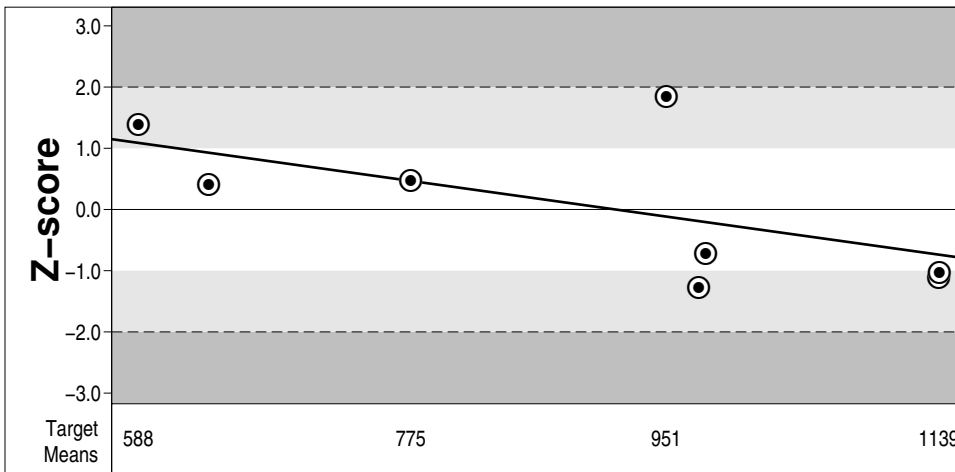
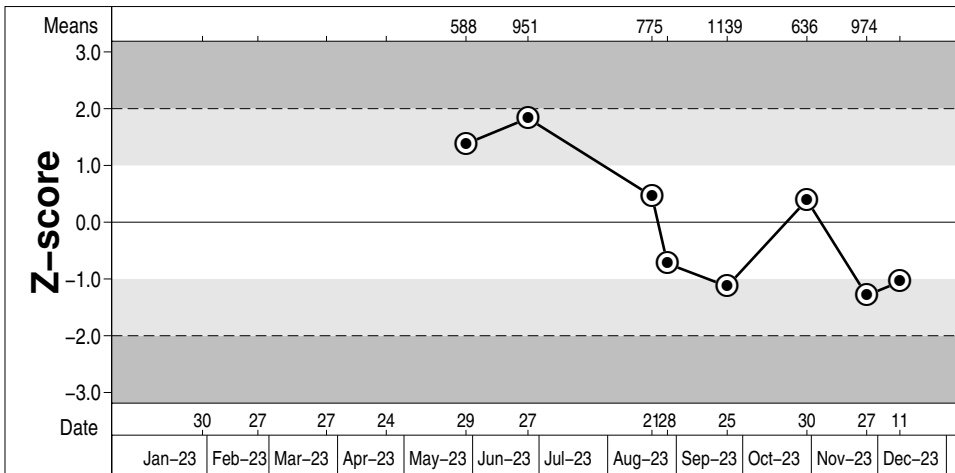
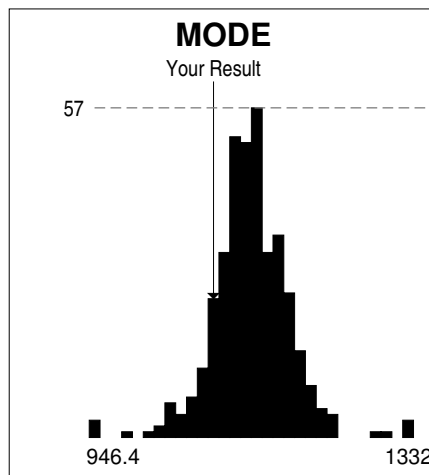
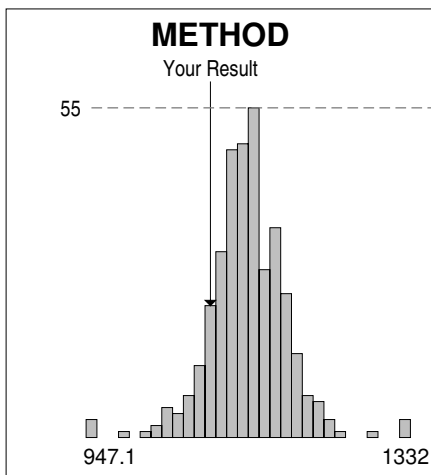
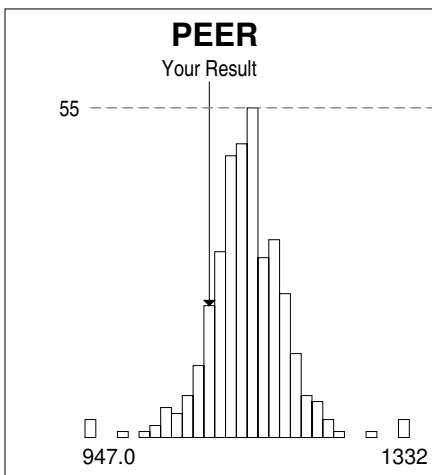
Your Result
1099 U/L

- ◆ Your Mode
- Your Method
- Your Peer

Comparative Statistics

	N	Mean	SD	CV	U ¹	Z-score	RMZ	%
Your Mode	382	1139	38.6	3.39	4.94	-1.05	-0.56	-3.55
Your Method	362	1139	38.4	3.37	5.05	-1.05	-0.56	-3.54
Your Peer	361	1139	38.5	3.38	5.06	-1.05	-0.56	-3.55

Your Deviation



	N	Mean	CV	U ¹
Roche cobas 6000/8000/c 311 Enzymatic, colorimetric Dedicated Reagent	442	116	3.59	0.495
VITROS Microslide Series Enzymatic with colipase-VITROS VITROS Dry Slides Reagent Group	361	1139	3.38	5.06
Beckman Coulter AU Series Enzymatic, colorimetric Dedicated Reagent	345	98.9	4.67	0.622
Abbott ARCHITECT/Alinity (c, i, ci ... Enzymatic with colipase Abbott ARCHITECT Lipase, REF 7D80	181	94.0	4.86	0.849
Roche cobas Integra / c 111 Enzymatic, colorimetric Dedicated Reagent	158	106	6.59	1.39
Roche cobas c 303/503 Enzymatic, colorimetric Roche LIPC, REF 08057982	147	114	4.34	1.02
Siemens Atellica CH Analyzer Enzymatic, colorimetric Siemens Atellica CH Lip, REF 11097606	104	130	2.56	0.817
Roche cobas 6000/8000/c 311 Enzymatic, colorimetric Roche Lipase ACN 789/8789/786/8786 high	99	116	3.83	1.12
Abbott ARCHITECT/Alinity (c, i, ci ... Enzymatic, colorimetric Sentinel Lipase REF 04Y85	72	118	7.32	2.54

Lipase 22 : 6
CYCLE SAMPLE



Lab 235423

ESIC SUPER SPECIALTY HOSPITAL
SANATH NAGAR
HYDERABAD HYDERABAD 500038
INDIA

Magnesium Report Clinical Chemistry (Monthly) Program

Cycle 22

Jul 2023 – Jul 2024
Sample No: 6
Sample Date: 11 Dec 23
Lot No: 212100



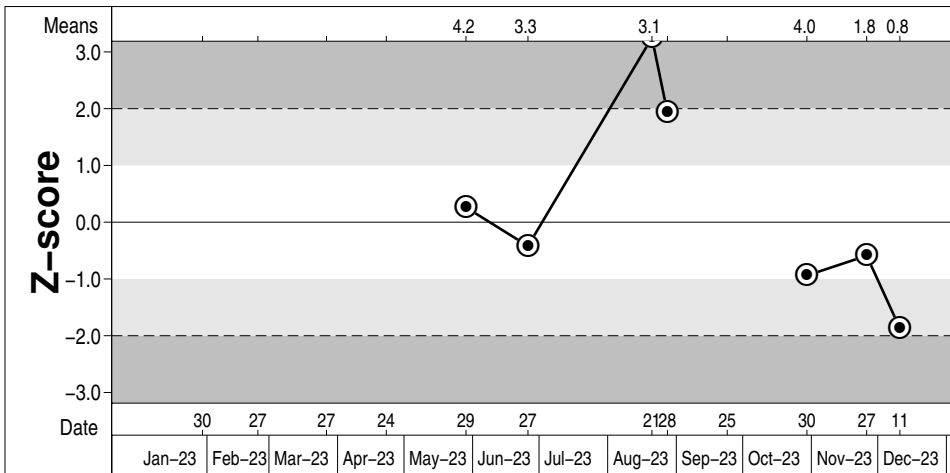
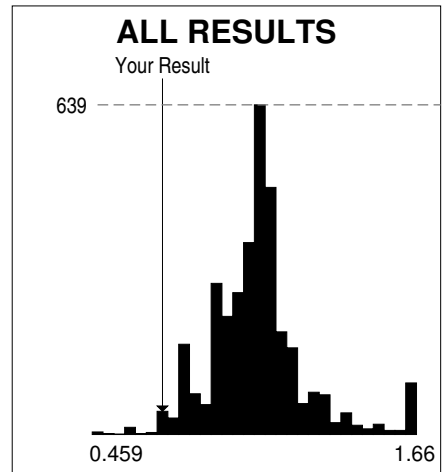
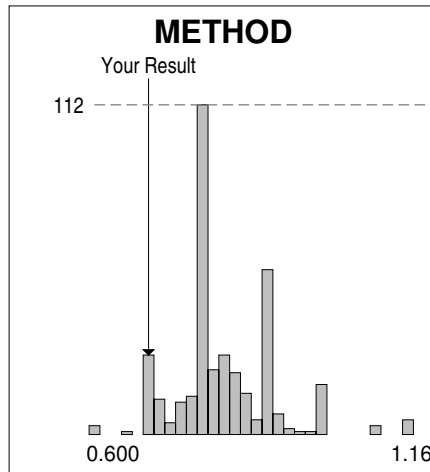
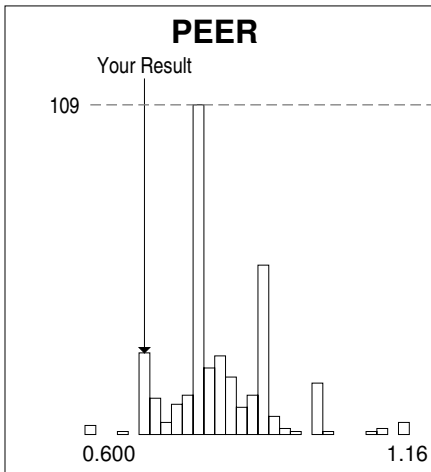
VITROS Microslide Series

Your Result
0.7 mg/dL

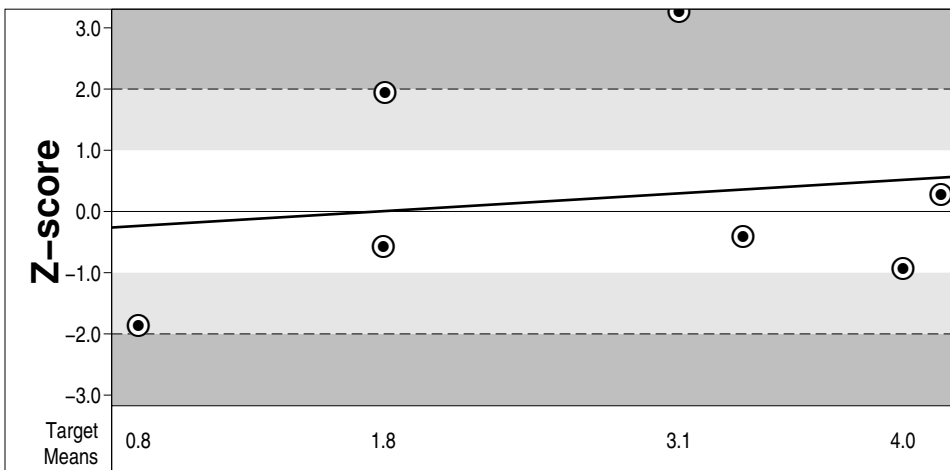
Comparative Statistics

Your Deviation

	N	Mean	SD	CV	U ¹	Z-score	RMZ	%
◆ All Results	3520	1.06	0.120	11.3	0.005	-2.99	-1.75	-33.9
■ Your Method	364	0.824	0.067	8.17	0.009	-1.85	-1.13	-15.1
● Your Peer	358	0.824	0.066	8.04	0.009	-1.87	-1.13	-15.0



	N	Mean	CV	U ¹
Roche cobas 6000/c 311 Xylidyl blue Dedicated Reagent	544	1.08	4.91	0.006
Beckman Coulter AU Series Xylidyl blue Dedicated Reagent	519	1.07	4.06	0.005
VITROS Microslide Series Formazan dye VITROS Dry Slides Reagent Group	358	0.824	8.04	0.009
Abbott ARCHITECT/Alinity (c, i, ci ... Enzymatic Abbott ARCH MAG REF 03P68	228	0.938	4.40	0.007
Abbott ARCHITECT/Alinity (c, i, ci ... Enzymatic Abbott Alinity c Magnesium, REF 08P19	199	0.964	4.76	0.008
Roche cobas c 303/503 Xylidyl blue Roche MG2, REF 08058016	170	1.09	4.00	0.008
Roche cobas 8000 Xylidyl blue Dedicated Reagent	160	1.09	4.13	0.009
Siemens Atellica CH Analyzer Xylidyl blue Siemens Atellica CH Mg, REF 11097612	145	1.24	8.95	0.023
Siemens Dimension Series Methylthymol blue Dedicated Reagent	143	0.877	11.1	0.020



Magnesium 22 : 6
CYCLE SAMPLE



Lab 235423

ESIC SUPER SPECIALTY HOSPITAL
SANATH NAGAR
HYDERABAD HYDERABAD 500038
INDIA

Osmolality Report
Clinical Chemistry (Monthly) Program

Cycle 22

Jul 2023 – Jul 2024
Sample No: 6
Sample Date: 11 Dec 23
Lot No: 212100



VITROS Microslide Series

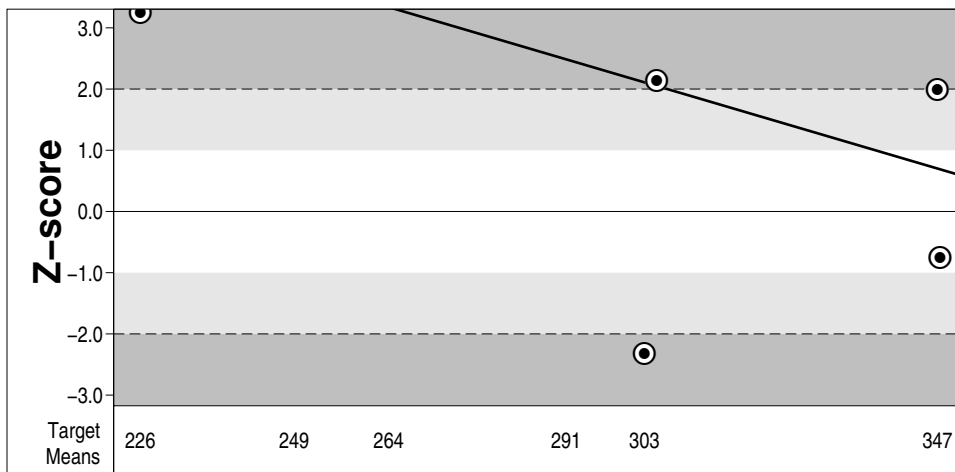
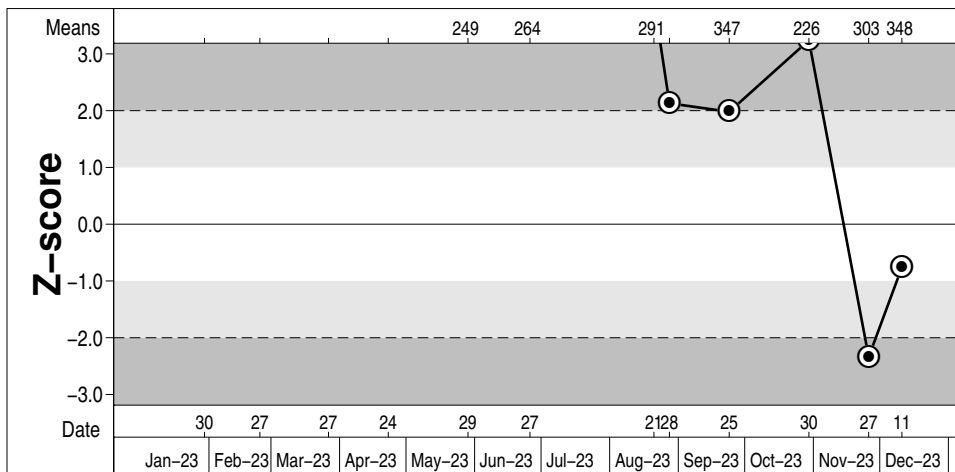
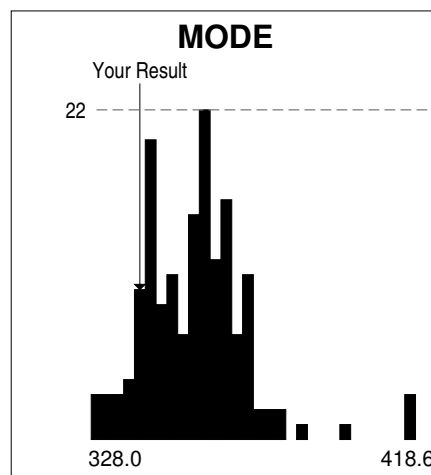
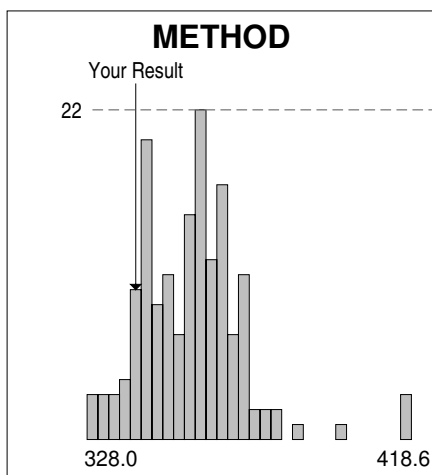
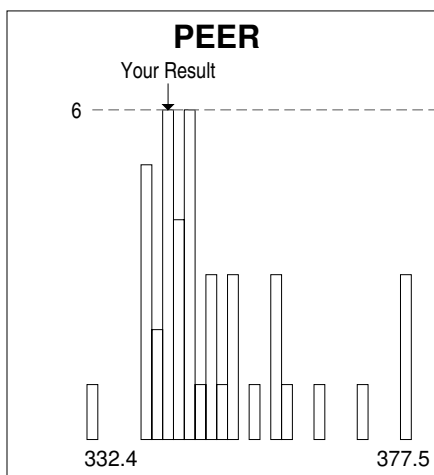
Your Result
343 mOsm/kg

- ◆ Your Mode
- Your Method
- Your Peer

Comparative Statistics

Your Deviation

	N	Mean	SD	CV	U ¹	Z-score	RMZ	%
◆ Your Mode	164	356	12.4	3.49	2.43	-1.08	0.19	-3.77
■ Your Method	165	356	12.4	3.49	2.42	-1.09	0.19	-3.78
● Your Peer	42	348	5.99	1.72	2.31	-0.76	1.36	-1.31



	N	Mean	CV	U ¹
Advanced Instruments				
Freezing point				
Dedicated Reagent	115	450	1.43	1.50
Roche cobas 6000/8000/c 311				
Calculated				
Dedicated Reagent	44	360	2.16	2.93
VITROS Microslide Series				
Calculated				
VITROS Dry Slides Reagent Group	42	348	1.72	2.31
Gonotec				
Freezing point				
Dedicated Reagent	38	456	1.39	2.57
Beckman Coulter AU Series				
Calculated				
Dedicated Reagent	28	357	1.84	3.10
Arkray/Menarini OSMO STATION Series				
Freezing point				
Dedicated Reagent	23	446	1.43	3.33
Loser Micro-Osmometer				
Freezing point				
Dedicated Reagent	15	457	2.72	8.03
Fiske Osmometer				
Freezing point				
Dedicated Reagent	13	457	1.60	5.07
Siemens Dimension Series				
Calculated				
Dedicated Reagent	12	359	2.46	6.38

Osmolality 22 : 6
CYCLE SAMPLE

Phosphorus Report

Lab 235423

Clinical Chemistry (Monthly) Program

Cycle 22

ESIC SUPER SPECIALTY HOSPITAL
SANATH NAGAR
HYDERABAD HYDERABAD 500038
INDIA

Jul 2023 – Jul 2024

Sample No: 6

Sample Date: 11 Dec 23

Lot No: 212100



VITROS Microslide Series

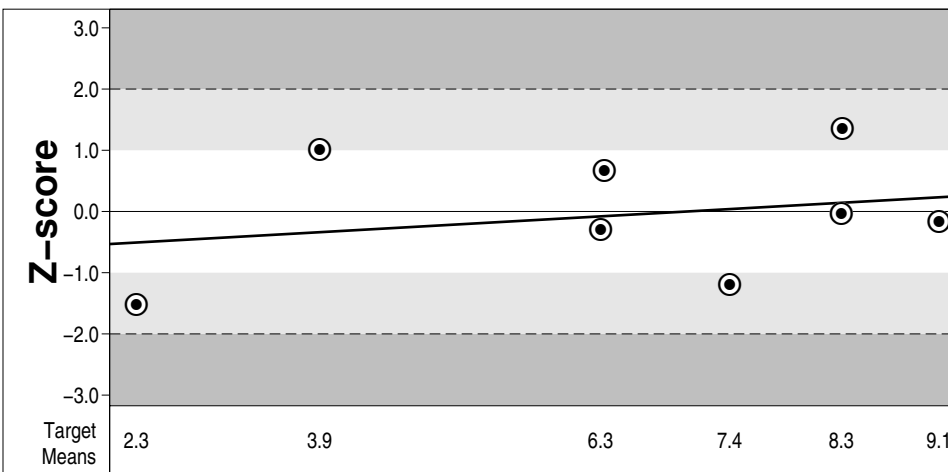
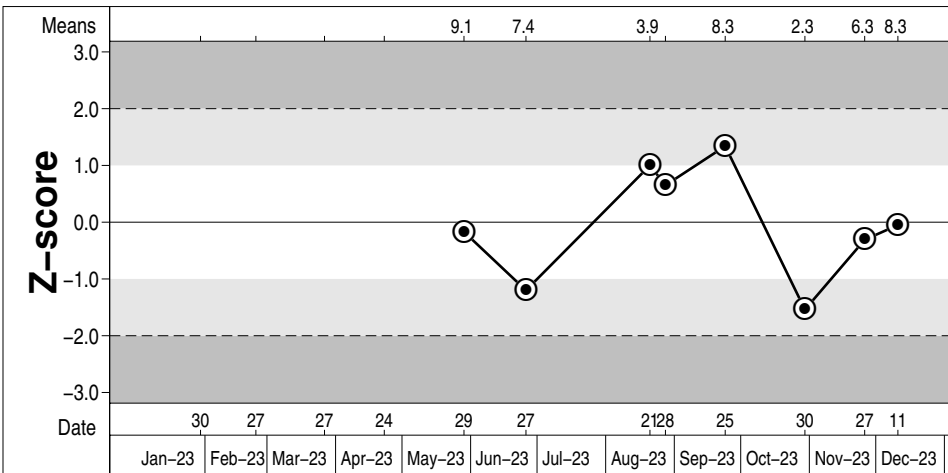
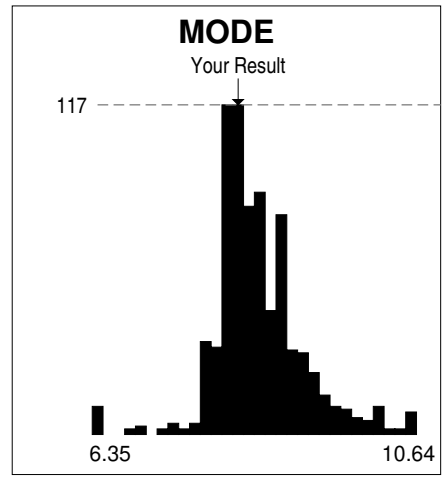
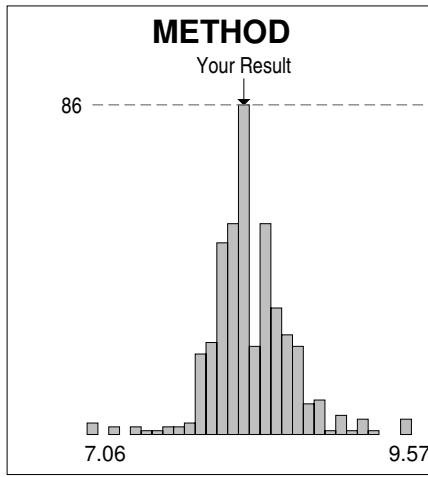
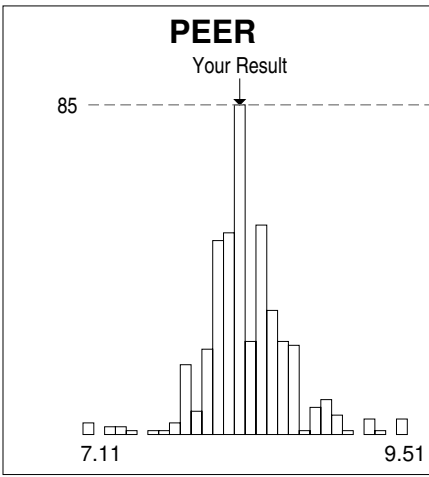
Your Result
8.3 mg/dL

- ◆ Your Mode
- Your Method
- Your Peer

Comparative Statistics

Your Deviation

	N	Mean	SD	CV	U ¹	Z-score	RMZ	%
Your Mode	761	8.49	0.429	5.05	0.039	-0.45	-0.03	-2.29
Your Method	445	8.31	0.252	3.03	0.030	-0.06	0.18	-0.176
Your Peer	435	8.31	0.241	2.90	0.029	-0.05	0.18	-0.142



	N	Mean	CV	U ¹
Roche cobas 6000/8000/c 311 Phosphomolybdate method Dedicated Reagent	992	8.30	1.97	0.013
Beckman Coulter AU Series Phosphomolybdate method Dedicated Reagent	743	8.30	2.27	0.017
VITROS Microslide Series Phosphomolybdate reduction-VITROS VITROS Dry Slides Reagent Group	435	8.31	2.90	0.029
Roche cobas Integra / c 111 Phosphomolybdate method Dedicated Reagent	294	8.45	2.11	0.026
Abbott ARCHITECT/Alinity (c, i, ci ... Phosphomolybdate method Abbott ARCH Phosphorus 7D71	266	8.14	1.62	0.020
Abbott ARCHITECT/Alinity (c, i, ci ... Phosphomolybdate method Abbott Alinity c Phosphorus, REF 08P40	217	8.12	1.66	0.023
Roche cobas c 303/503 Phosphomolybdate method Roche PHOS2, REF 08058610	185	8.30	1.86	0.028
Siemens Atellica CH Analyzer Phosphomolybdate method Siemens Atellica CH IP, REF 11097611	162	8.40	2.07	0.034
Siemens Dimension Series Phosphomolybdate method Siemens Dimension PHOS, DF61A	148	8.59	2.20	0.039

Phosphorus 22 : 6
CYCLE SAMPLE



Lab 235423

ESIC SUPER SPECIALTY HOSPITAL
SANATH NAGAR
HYDERABAD HYDERABAD 500038
INDIA

Protein, Total Report Clinical Chemistry (Monthly) Program

Cycle 22

Jul 2023 – Jul 2024
Sample No: 6
Sample Date: 11 Dec 23
Lot No: 212100



VITROS Microslide Series

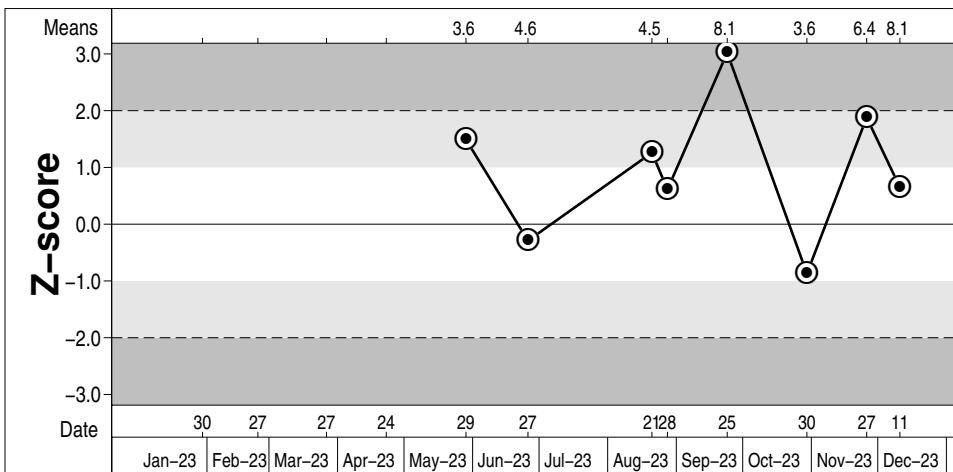
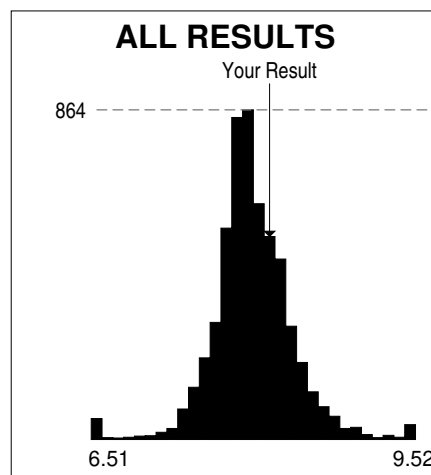
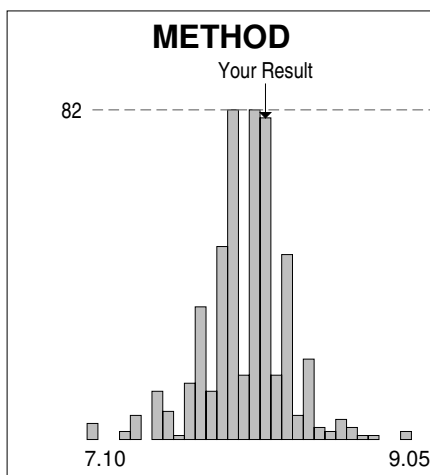
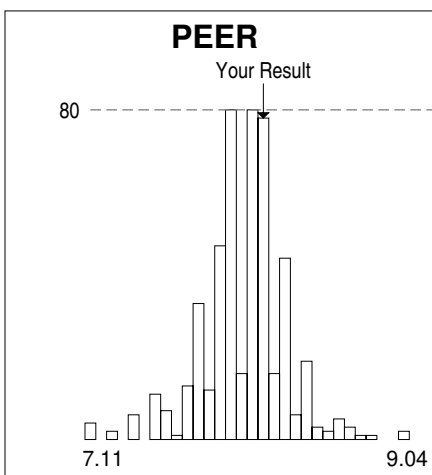
Your Result
8.2 g/dL

- ◆ All Results
- Your Method
- Your Peer

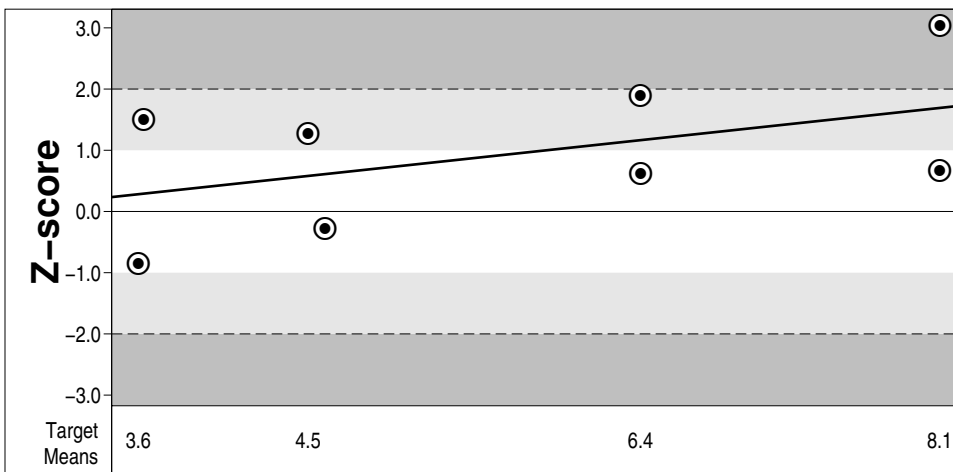
Comparative Statistics

Your Deviation

	N	Mean	SD	CV	U ¹	Z-score	RMZ	%
All Results	5666	8.01	0.301	3.76	0.010	0.62	0.28	2.31
Your Method	504	8.08	0.194	2.41	0.022	0.64	1.09	1.54
Your Peer	492	8.07	0.194	2.40	0.022	0.65	1.09	1.55



	N	Mean	CV	U ¹
Roche cobas 6000/8000/c 311 Biuret method Dedicated Reagent	1168	7.87	2.05	0.012
Beckman Coulter AU Series Biuret method Dedicated Reagent	918	7.91	2.00	0.013
VITROS Microslide Series Biuret, no serum blank, end point-VITROS VITROS Dry Slides Reagent Group	492	8.07	2.40	0.022
Siemens Dimension Series Biuret method Dedicated Reagent	319	8.24	2.36	0.027
Roche cobas Integra / c 111 Biuret method Dedicated Reagent	305	7.61	2.17	0.024
Abbott ARCHITECT/Alinity (c, i, ci ... Biuret method Abbott ARCH TPRO2, REF 04U44	255	8.29	1.94	0.025
Roche cobas c 303/503 Biuret method Roche TP2, REF 08058652	203	7.90	1.56	0.022
Mindray BS Series Biuret method Dedicated Reagent	162	8.29	3.41	0.055
Siemens Atellica CH Analyzer Biuret method Siemens Atellica CH TP, REF 11097604	159	7.98	1.70	0.027



Protein, Total 22 : 6
CYCLE SAMPLE

Triglycerides Report

Lab 235423

Clinical Chemistry (Monthly) Program

Cycle 22

ESIC SUPER SPECIALTY HOSPITAL
SANATH NAGAR
HYDERABAD HYDERABAD 500038
INDIA

Jul 2023 – Jul 2024

Sample No: 6

Sample Date: 11 Dec 23

Lot No: 212100



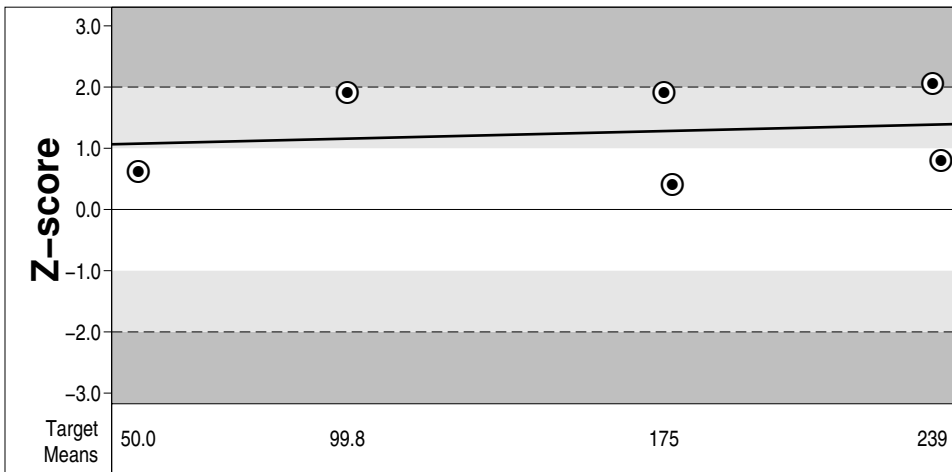
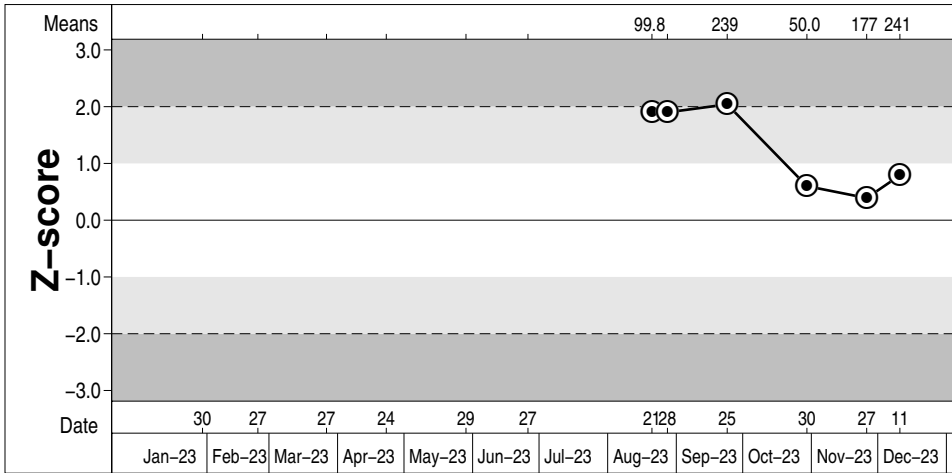
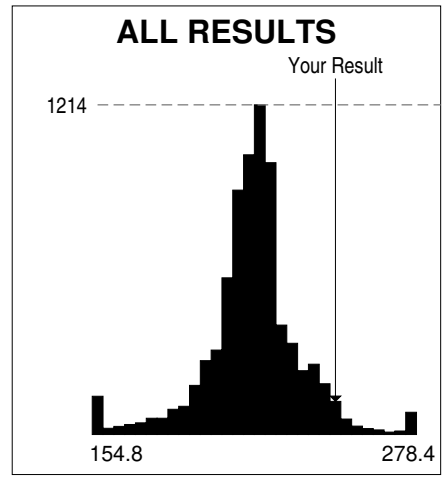
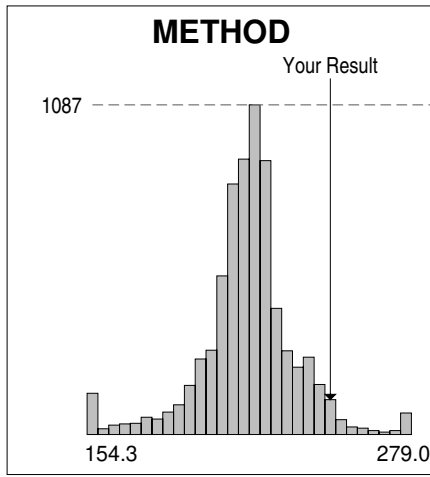
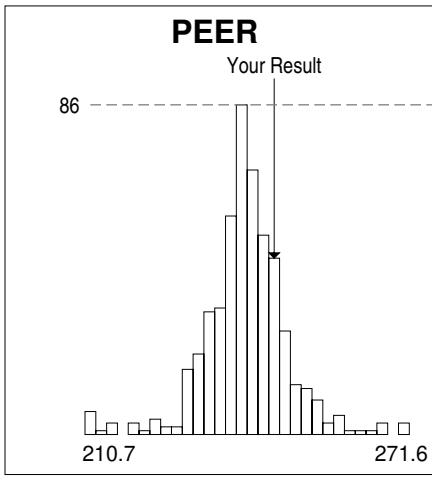
VITROS Microslide Series

Your Result
246 mg/dL

Comparative Statistics

Your Deviation

	N	Mean	SD	CV	U ¹	Z-score	RMZ	%
◆ All Results	7850	217	12.4	5.71	0.349	2.38	1.87	13.6
■ Your Method	7123	217	12.5	5.75	0.369	2.35	1.86	13.5
● Your Peer	513	241	6.09	2.52	0.672	0.79	1.27	2.00



	N	Mean	CV	U ¹
Beckman Coulter AU Series				
Enzymatic, end point				
Dedicated Reagent				
876	220		2.55	0.474
Roche cobas 6000/c 311				
Enzymatic, end point				
Dedicated Reagent				
780	219		2.11	0.413
VITROS Microslide Series				
Enzymatic, end point				
VITROS Dry Slides Reagent Group				
513	241		2.52	0.672
Roche cobas Integra / c 111				
Enzymatic, end point				
Dedicated Reagent				
411	213		2.65	0.696
Siemens Dimension Series				
Enzymatic, end point				
Dedicated Reagent				
341	221		2.46	0.738
Mindray BS Series				
Enzymatic, end point				
Dedicated Reagent				
300	211		4.76	1.45
Roche cobas 6000/c 311				
Enzymatic with glycerol blank				
Dedicated Reagent				
235	218		2.14	0.760
Abbott ARCHITECT/Alinity (c, i, ci ...				
Enzymatic, end point				
Abbott ARCH Trig2, REF 04T10				
208	210		2.85	1.04
Roche cobas c 303/503				
Enzymatic, end point				
Roche TRIGL, REF 08058687				
203	219		2.10	0.806

Triglycerides 22 : 6
CYCLE SAMPLE

Urea Report

Lab 235423

Clinical Chemistry (Monthly) Program

Cycle 22



ESIC SUPER SPECIALTY HOSPITAL
SANATH NAGAR
HYDERABAD HYDERABAD 500038
INDIA

Jul 2023 – Jul 2024

Sample No: 6

Sample Date: 11 Dec 23

Lot No: 212100



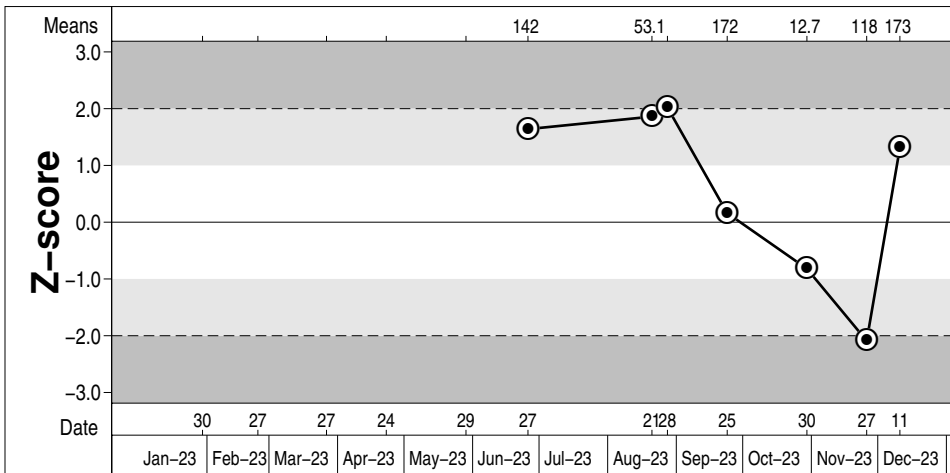
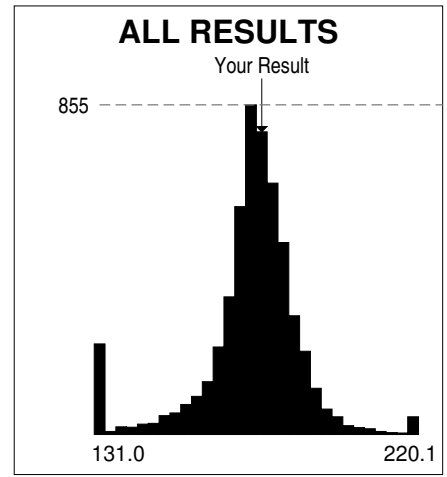
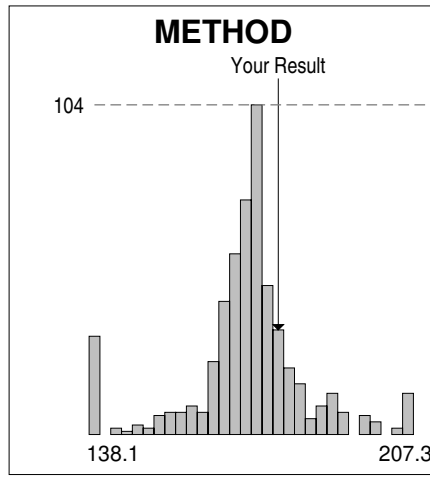
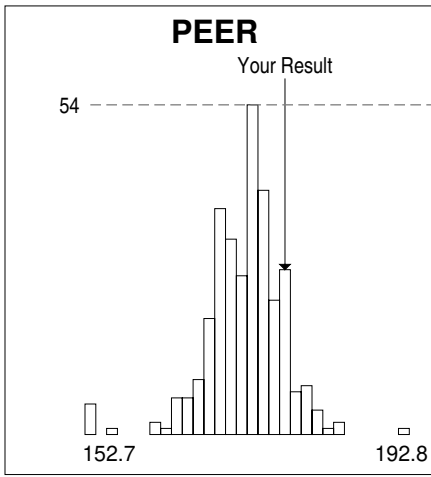
VITROS Microslide Series

Comparative Statistics

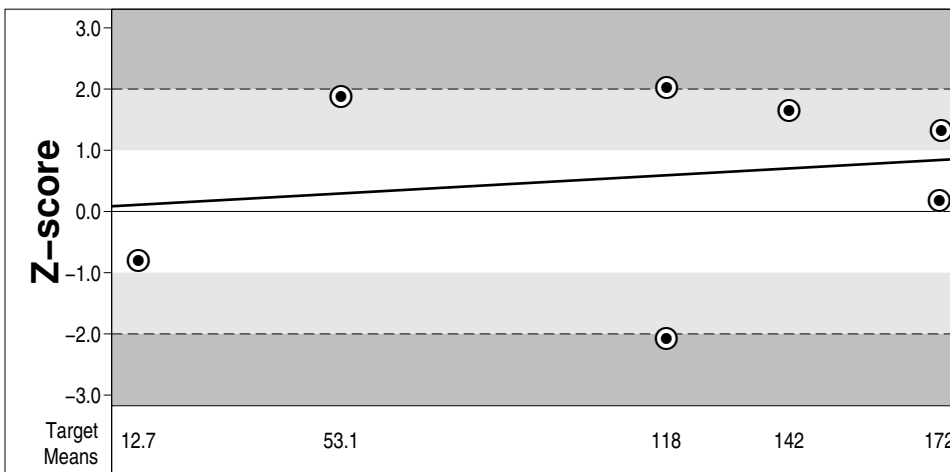
Your Deviation

Your Result
178 mg/dL

	N	Mean	SD	CV	U ¹	Z-score	RMZ	%
◆ All Results	5597	176	8.91	5.08	0.298	0.28	-0.46	1.42
■ Your Method	551	173	6.92	4.00	0.737	0.76	0.10	3.05
● Your Peer	310	173	4.01	2.32	0.569	1.31	0.41	3.04



	N	Mean	CV	U ¹
Roche cobas 6000/c 311 Urease, UV Dedicated Reagent	845	175	2.90	0.436
Beckman Coulter AU Series Urease, UV Dedicated Reagent	732	178	3.22	0.528
Roche cobas Integra / c 111 Urease, UV Dedicated Reagent	438	173	4.14	0.856
VITROS Microslide Series Urease, colorimetric VITROS Dry Slides Reagent Group	310	173	2.32	0.569
Mindray BS Series Urease, UV Dedicated Reagent	297	179	4.83	1.25
Siemens Dimension Series Urease, UV Dedicated Reagent	197	183	3.94	1.29
Abbott ARCHITECT/Alinity (c, i, ci ... Urease, UV Abbott ARCH Urea/Urea Nitrogen2, REF 04T12	178	183	4.28	1.46
Roche cobas c 303/503 Urease, UV Roche UREAL, REF 08058806	177	174	2.41	0.788
Roche cobas 8000 Urease, UV Dedicated Reagent	167	174	2.74	0.924



Urea 22 : 6
CYCLE SAMPLE



Lab 235423

ESIC SUPER SPECIALTY HOSPITAL
SANATH NAGAR
HYDERABAD HYDERABAD 500038
INDIA

Uric Acid Report Clinical Chemistry (Monthly) Program

Cycle 22

Jul 2023 – Jul 2024
Sample No: 6
Sample Date: 11 Dec 23
Lot No: 212100



VITROS Microslide Series

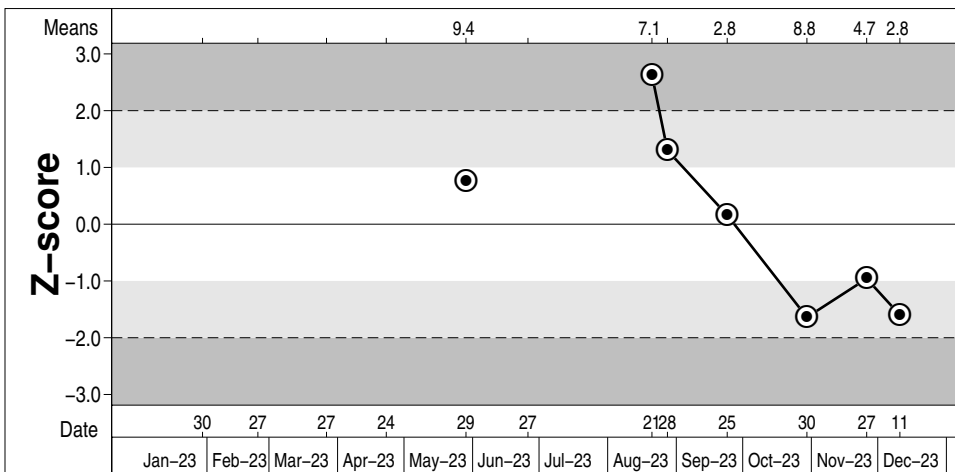
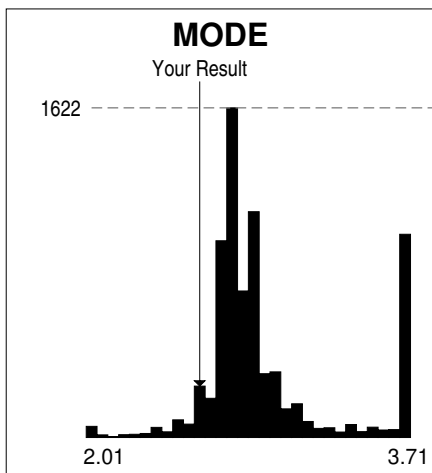
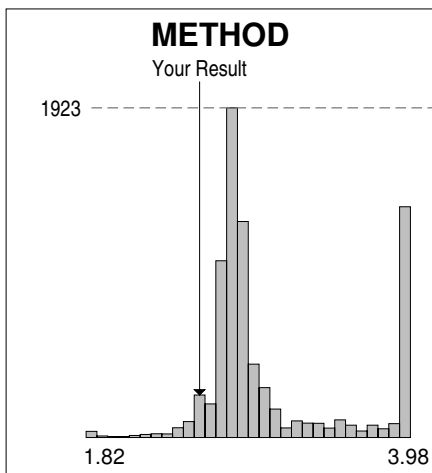
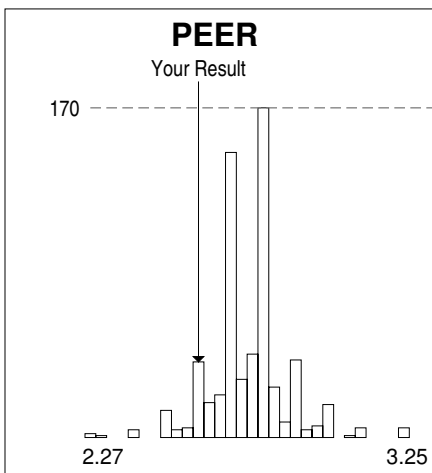
Your Result
2.6 mg/dL

- ◆ Your Mode
- Your Method
- ◎ Your Peer

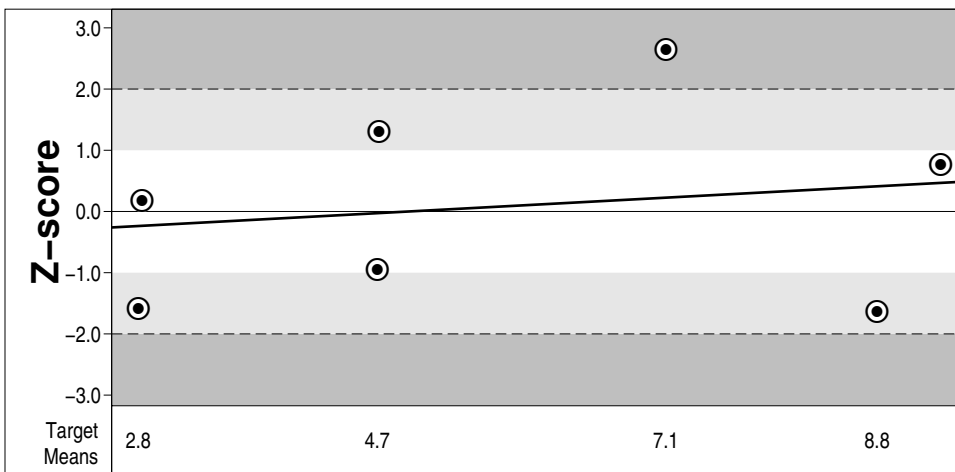
Comparative Statistics

	N	Mean	SD	CV	U ¹	Z-score	RMZ	%
Your Mode	7585	2.86	0.170	5.92	0.005	-1.55	-0.94	-9.16
Your Method	7961	2.90	0.216	7.43	0.006	-1.40	-0.89	-10.4
Your Peer	611	2.76	0.098	3.55	0.010	-1.60	-0.02	-5.69

Your Deviation



	N	Mean	CV	U ¹
Roche cobas 6000/c 311 Uricase, colorimetric Dedicated Reagent	1045	2.79	2.82	0.006
Beckman Coulter AU Series Uricase, colorimetric Dedicated Reagent	913	2.85	2.58	0.006
VITROS Microslide Series Uricase, colorimetric VITROS Dry Slides Reagent Group	611	2.76	3.55	0.010
Roche cobas Integra / c 111 Uricase, colorimetric Dedicated Reagent	535	2.83	3.30	0.010
Mindray BS Series Uricase, colorimetric Dedicated Reagent	355	2.83	5.94	0.022
Siemens Dimension Series Uricase, UV Dedicated Reagent	344	3.06	3.71	0.015
Abbott ARCHITECT/Alinity (c, i, ci ... Uricase, colorimetric Abbott ARCH Uric2, REF 04T13	298	2.82	3.49	0.014
Roche cobas c 303/503 Uricase, colorimetric Roche UA2, REF 08058750	209	2.77	2.04	0.010
Roche cobas 8000 Uricase, colorimetric Dedicated Reagent	198	2.75	2.57	0.013



Uric Acid 22 : 6
CYCLE SAMPLE



Lab 235423

ESIC SUPER SPECIALTY HOSPITAL
SANATH NAGAR
HYDERABAD HYDERABAD 500038
INDIA

Cholesterol, LDL Report Clinical Chemistry (Monthly) Program

Cycle 22

Jul 2023 – Jul 2024
Sample No: 6
Sample Date: 11 Dec 23
Lot No: 212100



VITROS Microtip Series

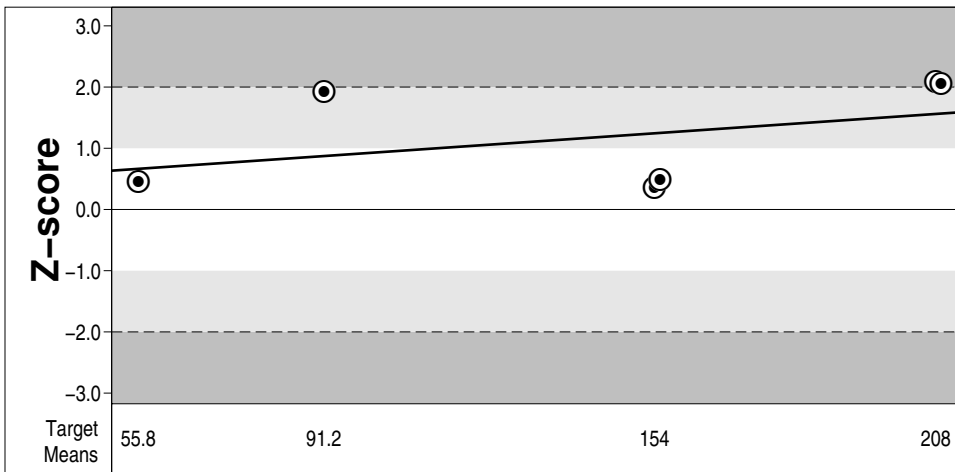
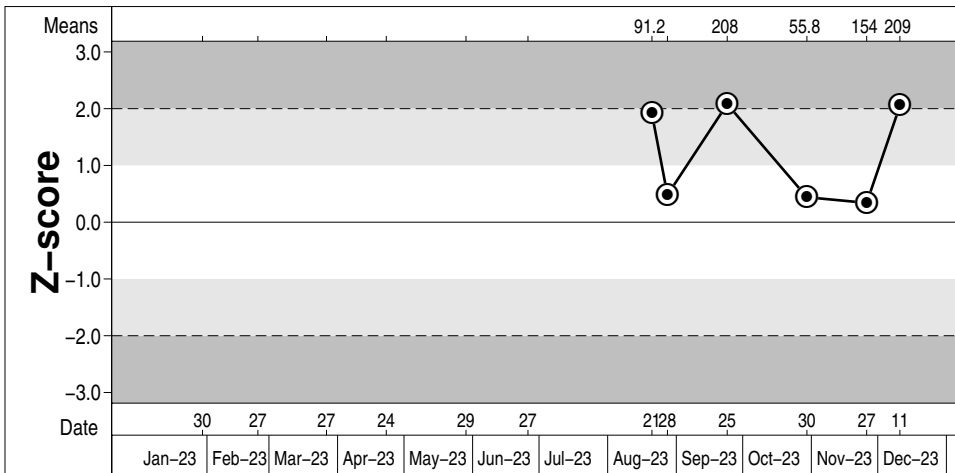
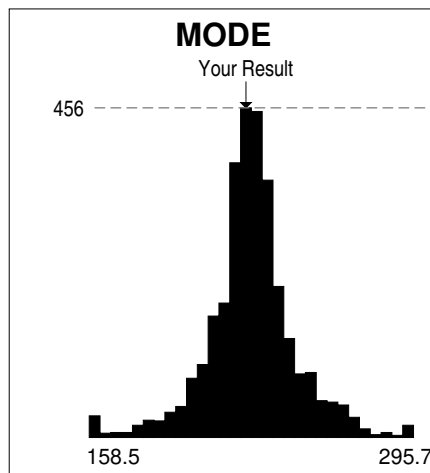
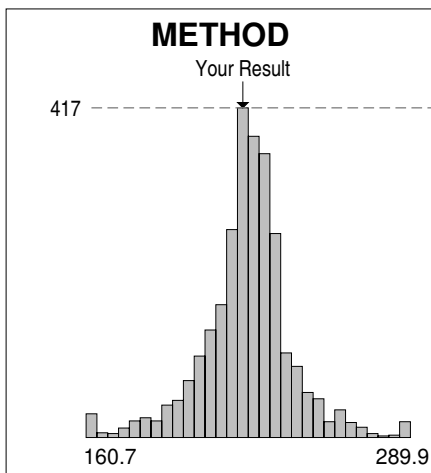
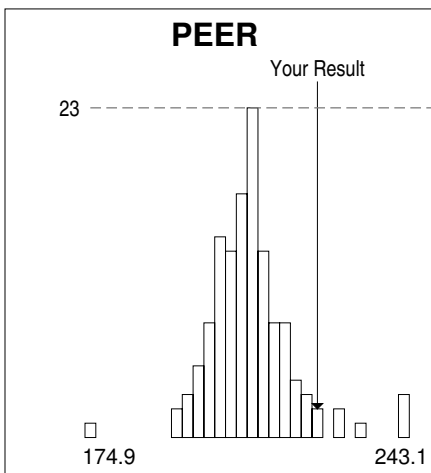
Your Result
223 mg/dL

- ◆ Your Mode
- Your Method
- Your Peer

Comparative Statistics

	N	Mean	SD	CV	U ¹	Z-score	RMZ	%
Your Mode	3112	227	13.7	6.04	0.615	-0.30	-0.05	-1.80
Your Method	2785	225	12.9	5.73	0.612	-0.18	-0.37	-1.02
Your Peer	130	209	6.82	3.27	1.50	2.05	1.22	6.71

Your Deviation



	N	Mean	CV	U ¹
Roche cobas 6000/8000/c 311 Direct measure Roche Gen.3 LDLC3	565	225	2.83	0.669
Beckman Coulter AU Series Direct measure Beckman Coulter AU LDL, OSR6X83	349	234	3.37	1.06
Roche cobas Integra / c 111 Direct measure Roche Gen.3 LDLC3	231	225	3.47	1.29
Siemens Dimension Series Direct measure Dedicated Reagent	150	210	3.94	1.69
Abbott ARCHITECT/Alinity (c, i, ci ... Direct measure Abbott Alinity c Direct LDL, REF 07P71	146	230	4.06	1.93
Roche cobas c 303/503 Direct measure Roche LDLC3, REF 08057966	146	227	2.54	1.19
VITROS Microtip Series Direct measure Dedicated Reagent	130	209	3.27	1.50
Abbott ARCHITECT/Alinity (c, i, ci ... Direct measure Sekisui Diagnostics MULTIGENT Direct LDL REF ...	122	233	2.81	1.48
Mindray BS Series Direct measure Dedicated Reagent	100	243	7.74	4.70

Cholesterol, LDL 22 : 6
CYCLE SAMPLE



Lab 235423

ESIC SUPER SPECIALTY HOSPITAL
SANATH NAGAR
HYDERABAD HYDERABAD 500038
INDIA

Transferrin Report Clinical Chemistry (Monthly) Program

Cycle 22

Jul 2023 – Jul 2024
Sample No: 6
Sample Date: 11 Dec 23
Lot No: 212100



VITROS Microtip Series

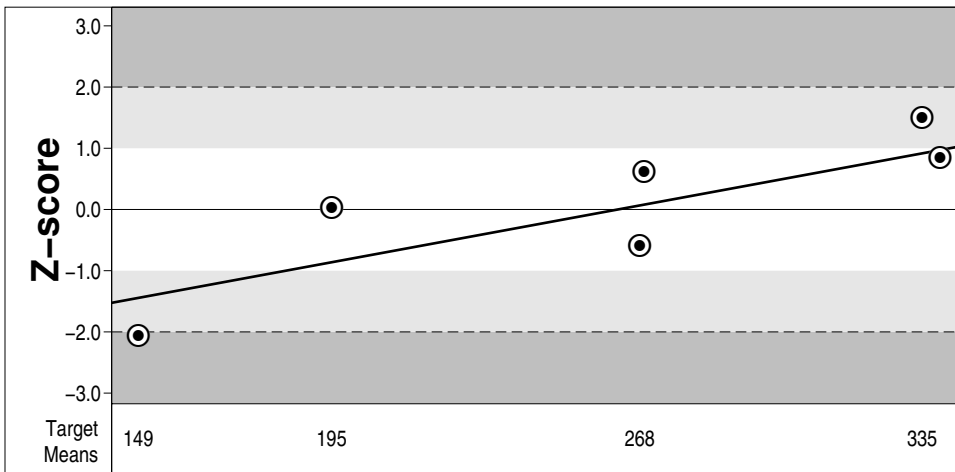
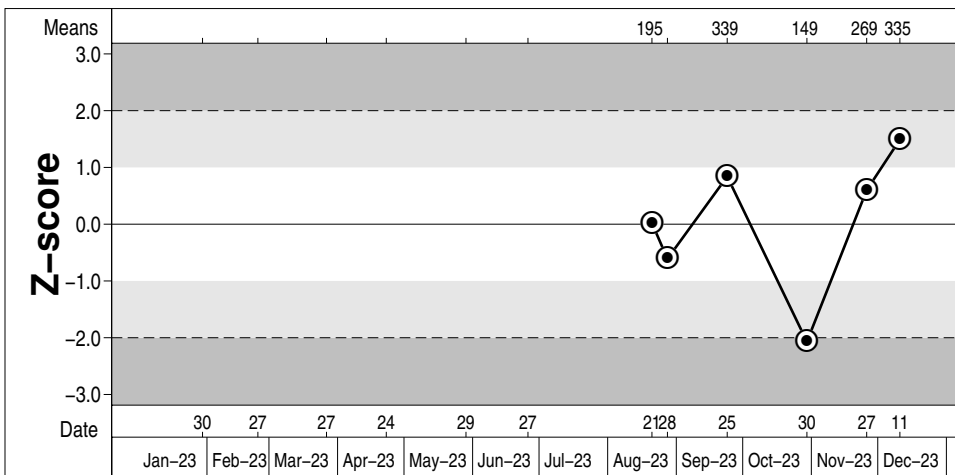
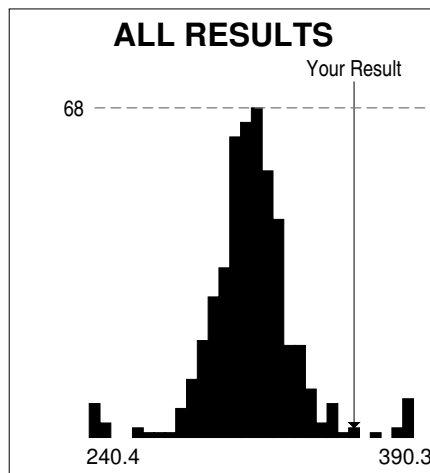
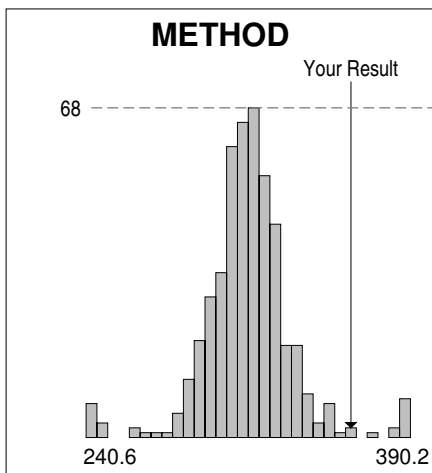
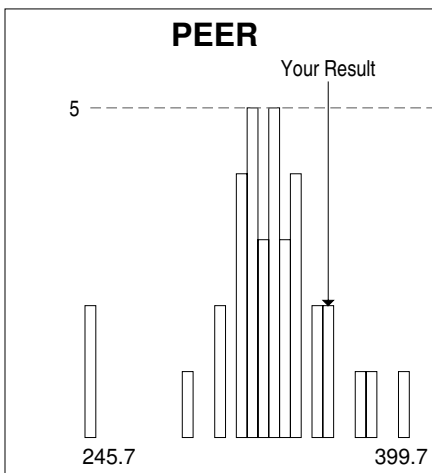
Your Result
361 mg/dL

- ◆ All Results
- Your Method
- ◎ Your Peer

Comparative Statistics

	N	Mean	SD	CV	U ¹	Z-score	RMZ	%
All Results	484	315	15.0	4.75	1.70	3.05	0.81	14.5
Your Method	477	315	15.0	4.74	1.71	3.05	0.79	14.5
Your Peer	36	335	17.8	5.31	7.40	1.49	0.05	7.91

Your Deviation



	N	Mean	CV	U ¹
Roche cobas 6000/8000/c 311 Immunoturbidimetric Dedicated Reagent	128	322	3.65	2.60
Beckman Coulter AU Series Immunoturbidimetric Dedicated Reagent	81	309	2.92	2.51
Siemens Atellica CH Analyzer Immunoturbidimetric Siemens Atellica CH Trf, REF 11097613	43	297	2.31	2.61
Abbott ARCHITECT/Alinity (c, i, ci ...) Immunoturbidimetric Abbott Alinity c Transf, REF 08P38	38	315	2.56	3.28
Abbott ARCHITECT/Alinity (c, i, ci ...) Immunoturbidimetric Abbott ARCH TRF REF 01E04	37	313	2.12	2.73
VITROS Microtip Series Immunoturbidimetric Dedicated Reagent	36	335	5.31	7.40
Roche cobas c 303/503 Immunoturbidimetric Roche TRSF2, REF 08058733	26	320	1.63	2.55
Siemens Dimension Series Immunoturbidimetric Dedicated Reagent	16	305	6.69	12.8
Roche cobas Integra / c 111 Immunoturbidimetric Dedicated Reagent	11	324	1.95	4.75

Transferrin 22 : 6
CYCLE SAMPLE



Lab 235423

ESIC SUPER SPECIALTY HOSPITAL
SANATH NAGAR
HYDERABAD HYDERABAD 500038
INDIA

Data on File Report
Clinical Chemistry (Monthly) Program

Cycle 22

Jul 2023 – Jul 2024
Sample No: 6
Sample Date: 11 Dec 23
Lot No: 212100



Sample Numbers

Analyte Unit	1	2	3	4	5	6	7	8	9	10	11	12
--------------	---	---	---	---	---	---	---	---	---	----	----	----

Instrument: SENSA CORE – ST-100/100B/100C/200/aQua

✓ ICA	mmol/L	1.07*	0.89	0.94	0.86	1.11	0.83					
✓ CL	mmol/L	96.5*	107.4	122.5	86	105.8	120					
✓ K	mmol/L	2.95*	4.51	6.1	1.99	4.35	5.5					
✓ NA	mmol/L	136.7*	145.1	160.2	123	142.7	153					

Instrument: VITROS 4600 (Dry Slide)

ALB	g/dL	3*	4.3	5.3	2	4	5.2					
✓ ALKP	U/L	181*	276	330	71	278	353					
✓ ALT	U/L	124*	69	30	158	67	27					
AMYL	U/L	313*	197	93	391	176	77					
✓ AST	U/L	131*	252	381	53	236	362					
✓ DBIL	mg/dL	0.6*	1	3.1	0.32	1.18	2.16					
✓ IBIL	mg/dL	2.6*	4.8	6.9	0.976	4.84	6.43					
✓ TBIL	mg/dL	3.2*	5.9	10	1.37	6.02	8.59					
CA	mg/dL	8.5*	11.7	16.6	5.4	11.6	15.2					
HDL	mg/dL	34*	49	67	22	51	74					
CHOL	mg/dL	173*	277	536	89	268	395					
✓ CO2	mmol/L	18*	19	21	15	20	20					
✓ CK	U/L	178*	246	249	130	251	273					
✓ CREA	mg/dL	3.2*	2	1	3.5	2.1	1					
✓ eGFR	mL/min/1.73m ²	19*	49	110	14	46	110					
GLUC	mg/dL	751*	101	201	23	96	135					
✓ IRON	µg/dL	96*	165	242	48	164	244					
LDH	U/L	471*	872	1495	193	787	1251					
✓ LIP	U/L	791*	951	1092	647	928	1099					
MG	mg/dL	3.4*	2	-	3.9	1.8	0.7					
OSMO	mOsm/kg	324*	320.3	360	249	289	343					
✓ PHOS	mg/dL	4*	6.4	8.7	2.1	6.2	8.3					
TP	g/dL	4.7*	6.5	8.6	3.5	6.7	8.2					
TRIG	mg/dL	106*	185	252	51	179	246					
UREA	mg/dL	56*	124	173	12	112	178					
URIC	mg/dL	7.5*	4.9	2.8	8.5	4.6	2.6					

Instrument: VITROS 4600 (Wet)

LDL	mg/dL	99.8*	158	222	57.08	155.8	223
TSFN	mg/dL	194.9*	259	352.7	129.3	277.8	361

Legend: ✓ No Warnings 1 Late Results 2.0 ≤ |Z-score| < 3.0 |Z-score| ≥ 3.0 - No Result

* Amended Result (per participant's request)



Lab 235423

ESIC SUPER SPECIALTY HOSPITAL
SANATH NAGAR
HYDERABAD HYDERABAD 500038
INDIA

Sample Comments
Clinical Chemistry (Monthly) Program

Cycle 22

Jul 2023 – Jul 2024
Sample No: 6
Sample Date: 11 Dec 23
Lot No: 212100



Sample History

Patient profile for eGFR (estimated Glomerular Filtration Rate) calculations using Creatinine results –

Age: 21

Gender: Male

Race: White