

Lab : 1054

Lab Name : KRSNAA DIAGNOSTICS,LTD,MOGA

Report Date : 19/12/2023

Cycle No : 230310

Sample No : 01

Sample Date : 25/11/2023

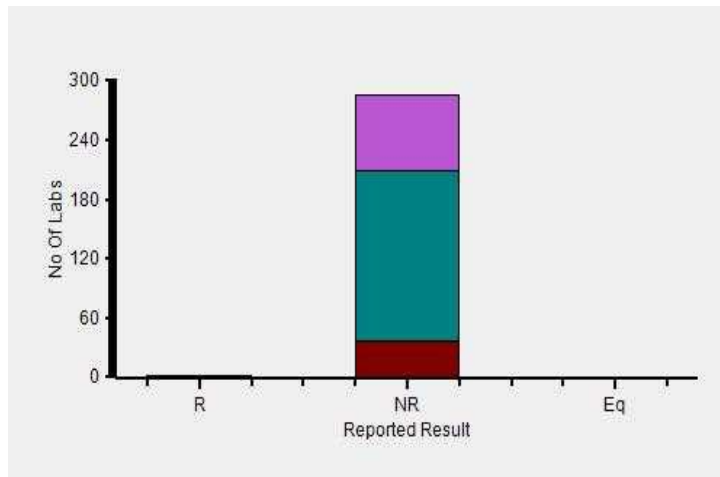
Immunoassay Extended, HBsAg, -

	N
■ All Methods	288
■ Immunochromatography - (Your Method)	209
■ J Mitra - (Your Analyzer)	36

Your Result	Non-reactive
Result Expected	NR

Note : # is an indication that this parameter has not been evaluated

Frequency Histogram



Lab : 1054

Cycle No : 230310

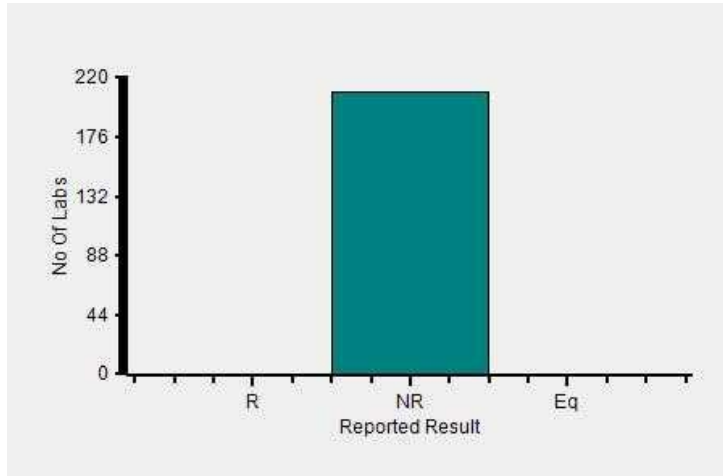
Lab Name : KRSNAA DIAGNOSTICS,LTD,MOGA

Sample No : 01

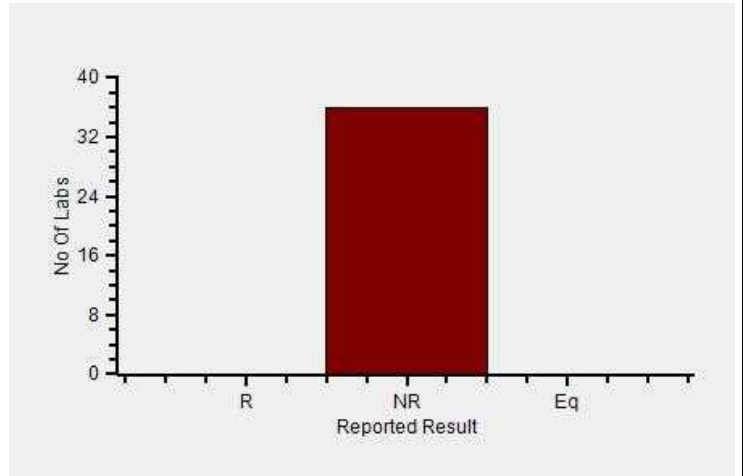
Report Date : 19/12/2023

Sample Date : 25/11/2023

Frequency Histogram Your Method



Frequency Histogram Your Analyzer



Reported Results Legends :-

- R** : Reactive
- NR** : Non-reactive
- Eq** : Equivocal

Comments :

Interpretation when an analyte is reported for multiple samples in a Round:

- a) Reported on 2 samples:
 - Two out of two pass - Acceptable performance
 - One out of two pass - Review for random error & take action if appropriate
 - Both failed - Unacceptable performance, Review for systematic error
- b) Reported on 3 samples:
 - All pass - Acceptable performance
 - Two out of three pass - Review for random error & take action if appropriate
 - One out of three pass - Unacceptable performance, Review for systematic error
 - All failed - Unacceptable performance, Review for systematic error



Lab : 1054

Lab Name : KRSNAA DIAGNOSTICS,LTD,MOGA

Report Date : 19/12/2023

Cycle No : 230310

Sample No : 01

Sample Date : 25/11/2023

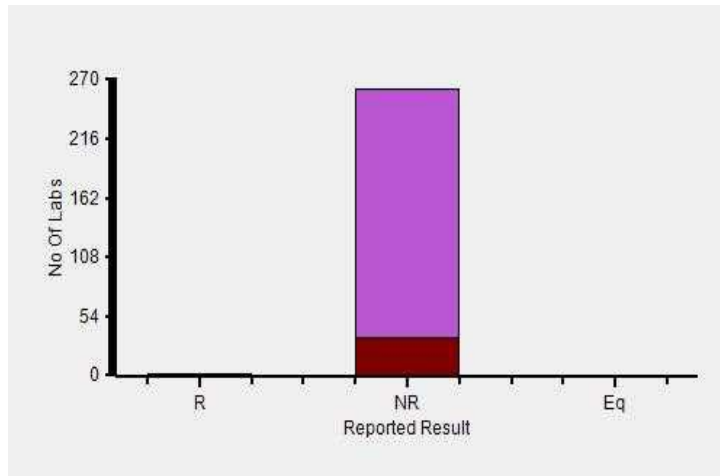
Immunoassay Extended, HCV, Nil

	N
■ All Methods	263
■ Immunofiltration - (Your Method)	31
■ J Mitra - (Your Analyzer)	35

Your Result	Non-reactive
Result Expected	NR

Note : # is an indication that this parameter has not been evaluated

Frequency Histogram



Lab : 1054

Cycle No : 230310

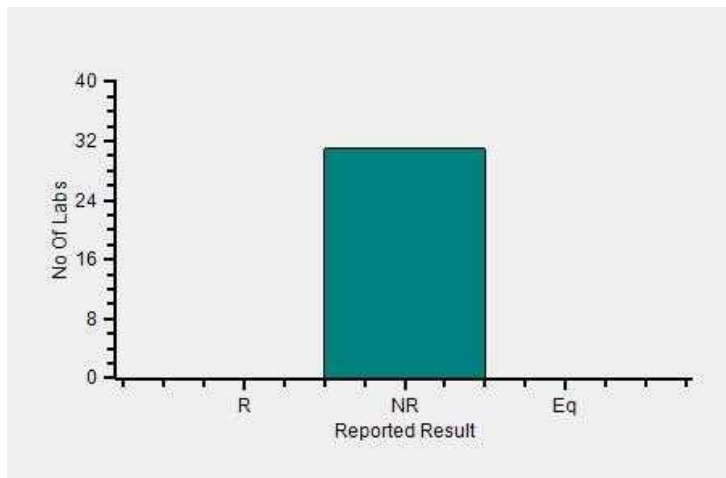
Lab Name : KRSNAA DIAGNOSTICS,LTD,MOGA

Sample No : 01

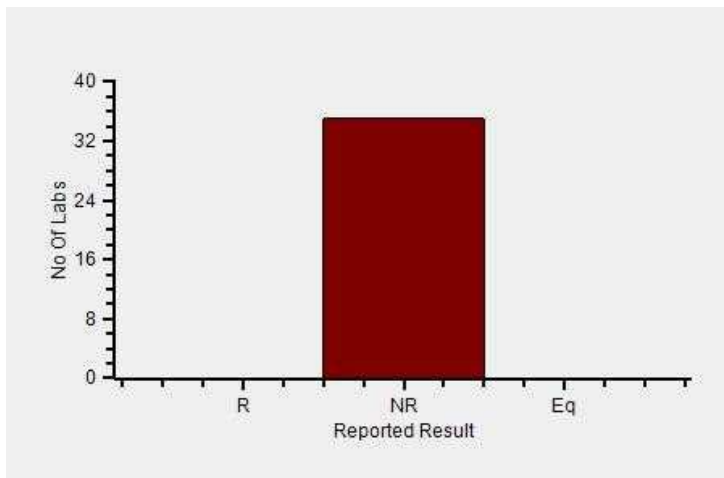
Report Date : 19/12/2023

Sample Date : 25/11/2023

Frequency Histogram Your Method



Frequency Histogram Your Analyzer



Reported Results Legends :-

- R** : Reactive
- NR** : Non-reactive
- Eq** : Equivocal

Comments :

Interpretation when an analyte is reported for multiple samples in a Round:

- a) Reported on 2 samples:
 - Two out of two pass - Acceptable performance
 - One out of two pass - Review for random error & take action if appropriate
 - Both failed - Unacceptable performance, Review for systematic error
- b) Reported on 3 samples:
 - All pass - Acceptable performance
 - Two out of three pass - Review for random error & take action if appropriate
 - One out of three pass - Unacceptable performance, Review for systematic error
 - All failed - Unacceptable performance, Review for systematic error



Lab : 1054

Lab Name : KRSNAA DIAGNOSTICS,LTD,MOGA

Report Date : 19/12/2023

Cycle No : 230310

Sample No : 01

Sample Date : 25/11/2023

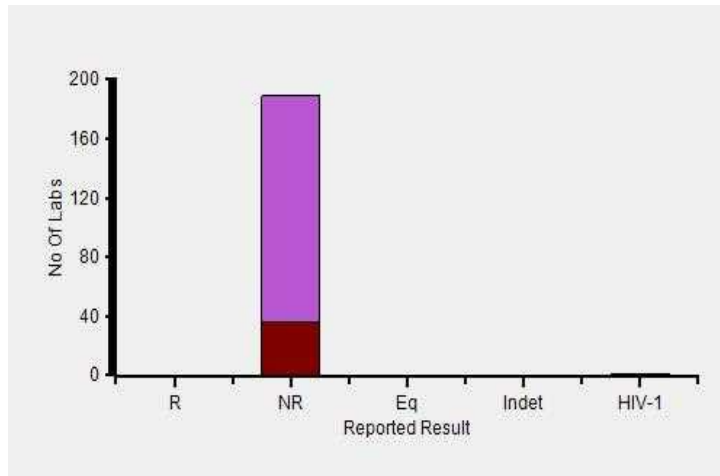
Immunoassay Extended, HIV Ab, S/CO

	N
■ All Methods	190
■ Immunofiltration - (Your Method)	32
■ J Mitra - (Your Analyzer)	36

Your Result	Non-reactive
Result Expected	NR

Note : # is an indication that this parameter has not been evaluated

Frequency Histogram



Lab : 1054

Cycle No : 230310

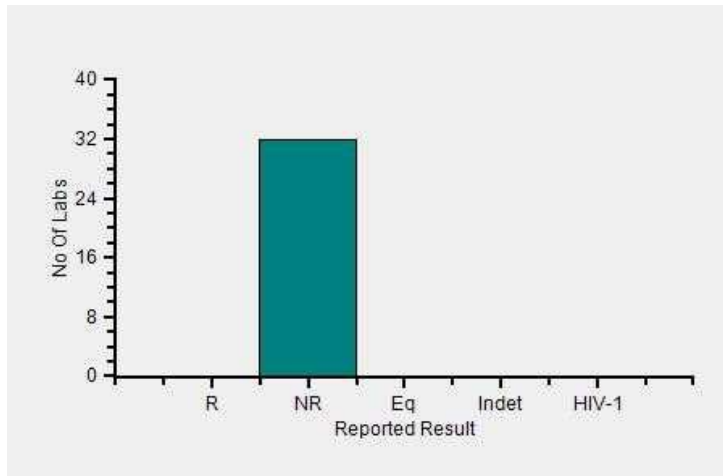
Lab Name : KRSNAA DIAGNOSTICS,LTD,MOGA

Sample No : 01

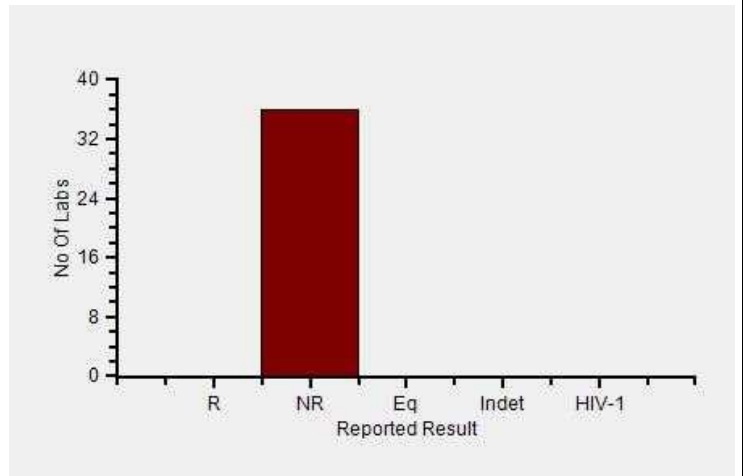
Report Date : 19/12/2023

Sample Date : 25/11/2023

Frequency Histogram Your Method



Frequency Histogram Your Analyzer



Reported Results Legends :-

R	: Reactive
NR	: Non-reactive
Eq	: Equivocal
Indet	: Indeterminate
HIV-1	: HIV-1 Ab Reactive
HIV-2	: HIV-2 Ab Reactive

Comments :

Interpretation when an analyte is reported for multiple samples in a Round:

- a) Reported on 2 samples:
- Two out of two pass - Acceptable performance
 - One out of two pass - Review for random error & take action if appropriate
 - Both failed - Unacceptable performance, Review for systematic error
- b) Reported on 3 samples:
- All pass - Acceptable performance
 - Two out of three pass - Review for random error & take action if appropriate
 - One out of three pass - Unacceptable performance, Review for systematic error
 - All failed - Unacceptable performance, Review for systematic error



Lab : 1054

Lab Name : KRSNAA DIAGNOSTICS,LTD,MOGA

Report Date : 19/12/2023

Cycle No : 230310

Sample No : 01

Sample Date : 25/11/2023

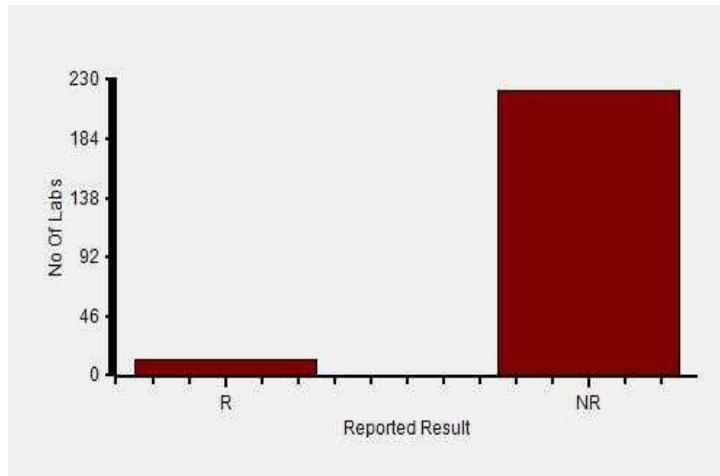
Immunoassay Extended, RPR (Syphilis Serology), -

	N
■ All Methods	234
■ Immunochromatography - (Your Method)	91
■ Manual - (Your Analyzer)	234

Your Result	Non-reactive
Result Expected	NR

Note : # is an indication that this parameter has not been evaluated

Frequency Histogram



Lab : 1054

Lab Name : KRSNAA DIAGNOSTICS,LTD,MOGA

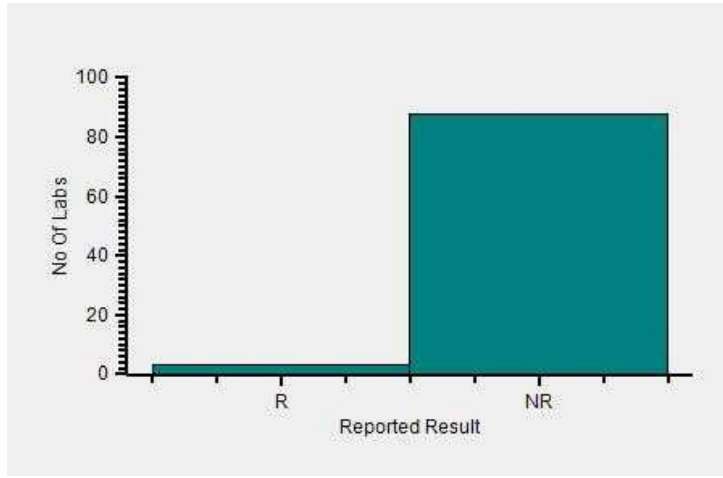
Report Date : 19/12/2023

Cycle No : 230310

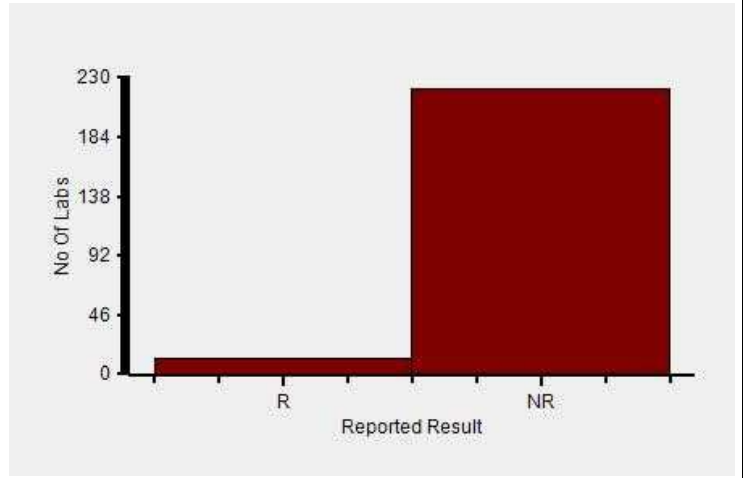
Sample No : 01

Sample Date : 25/11/2023

Frequency Histogram Your Method



Frequency Histogram Your Analyzer



Reported Results Legends :-

- R** : Reactive
- NR** : Non-reactive
- WR** : Weak Reactive

Comments :

Interpretation when an analyte is reported for multiple samples in a Round:

- a) Reported on 2 samples:
 - Two out of two pass - Acceptable performance
 - One out of two pass - Review for random error & take action if appropriate
 - Both failed - Unacceptable performance, Review for systematic error
- b) Reported on 3 samples:
 - All pass - Acceptable performance
 - Two out of three pass - Review for random error & take action if appropriate
 - One out of three pass - Unacceptable performance, Review for systematic error
 - All failed - Unacceptable performance, Review for systematic error



Lab : 1054

Lab Name : KRSNAA DIAGNOSTICS,LTD,MOGA

Report Date : 19/12/2023

Cycle No : 230310

Sample No : 01

Sample Date : 25/11/2023

Immunoassay Extended, Widal test - ParaTyphi A-H antigen (AH), -

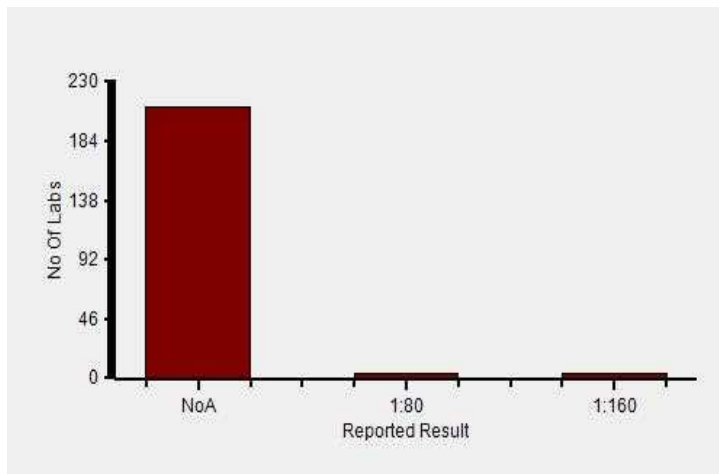
	N
■ All Methods	219
■ Slide Agglutination - (Your Method)	170
■ Manual - (Your Analyzer)	219

Evaluation Based On - Method wise Peer Grouping

Your Result	No Agglutination
Result Expected	1:80,NoA

Note : # is an indication that this parameter has not been evaluated

Frequency Histogram



Lab : 1054

Cycle No : 230310

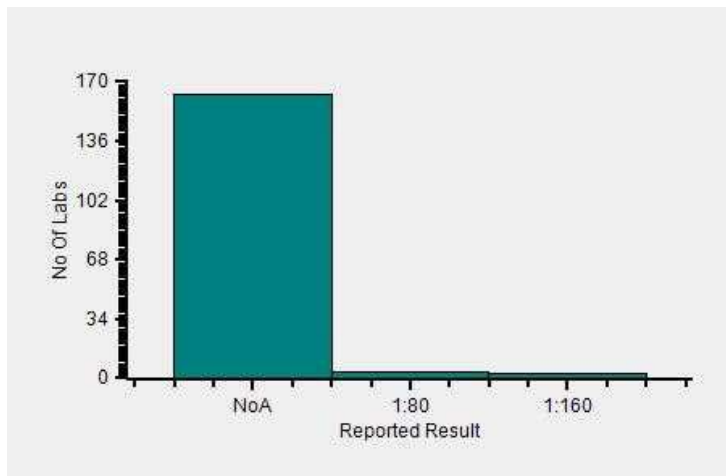
Lab Name : KRSNAA DIAGNOSTICS,LTD,MOGA

Sample No : 01

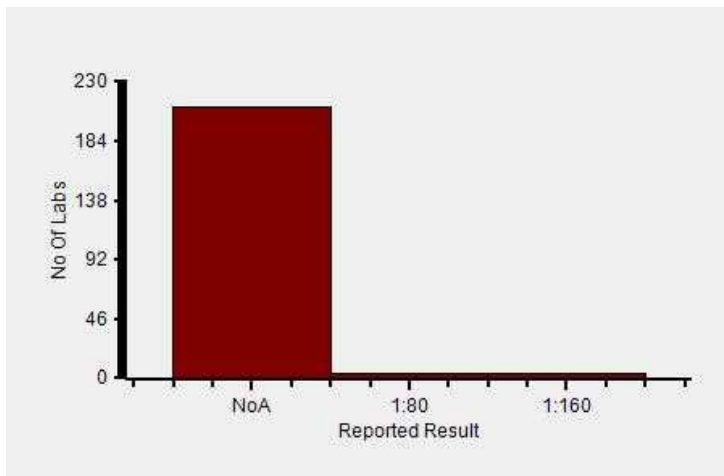
Report Date : 19/12/2023

Sample Date : 25/11/2023

Frequency Histogram Your Method



Frequency Histogram Your Analyzer



Reported Results Legends :-

NoA	: No Agglutination
1:80	: 1:80
1:160	: 1:160
1:320	: 1:320
1:640	: 1:640
>1:640	: >1:640

Comments :

Interpretation when an analyte is reported for multiple samples in a Round:

a) Reported on 2 samples:

- Two out of two pass - Acceptable performance
- One out of two pass - Review for random error & take action if appropriate
- Both failed - Unacceptable performance, Review for systematic error

b) Reported on 3 samples:

- All pass - Acceptable performance
- Two out of three pass - Review for random error & take action if appropriate
- One out of three pass - Unacceptable performance, Review for systematic error
- All failed - Unacceptable performance, Review for systematic error



Lab : 1054

Cycle No : 230310

Lab Name : KRSNAA DIAGNOSTICS,LTD,MOGA

Sample No : 01

Report Date : 19/12/2023

Sample Date : 25/11/2023

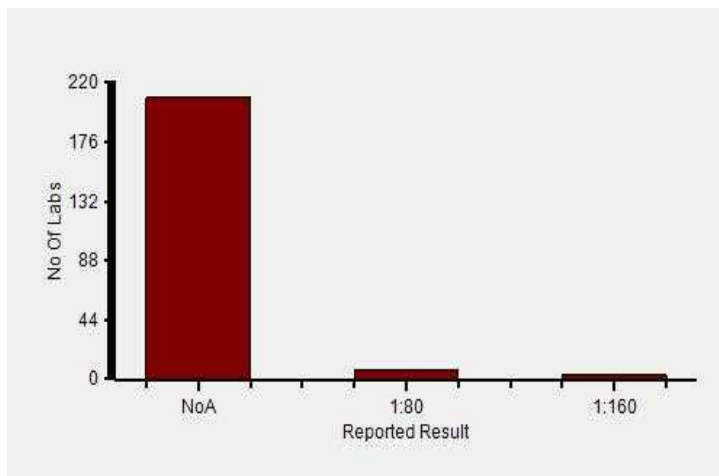
Immunoassay Extended, Widal test - ParaTyphi B-H antigen (BH), -

	N
■ All Methods	219
■ Slide Agglutination - (Your Method)	170
■ Manual - (Your Analyzer)	219

Evaluation Based On - Method wise Peer Grouping	
Your Result	1:80
Result Expected	1:80,NoA

Note : # is an indication that this parameter has not been evaluated

Frequency Histogram



Lab : 1054

Cycle No : 230310

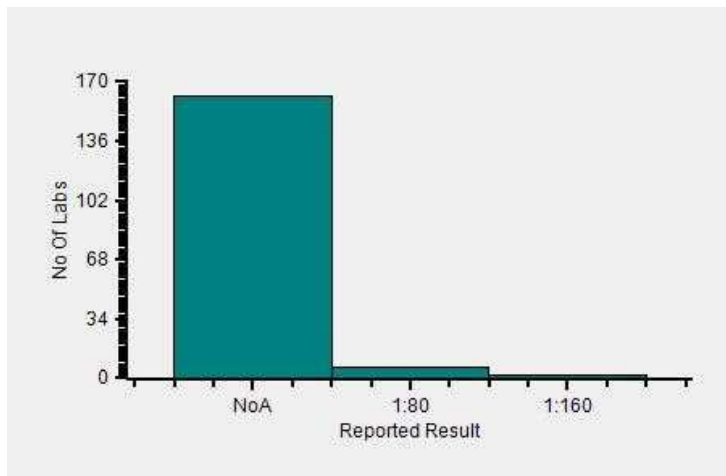
Lab Name : KRSNAA DIAGNOSTICS,LTD,MOGA

Sample No : 01

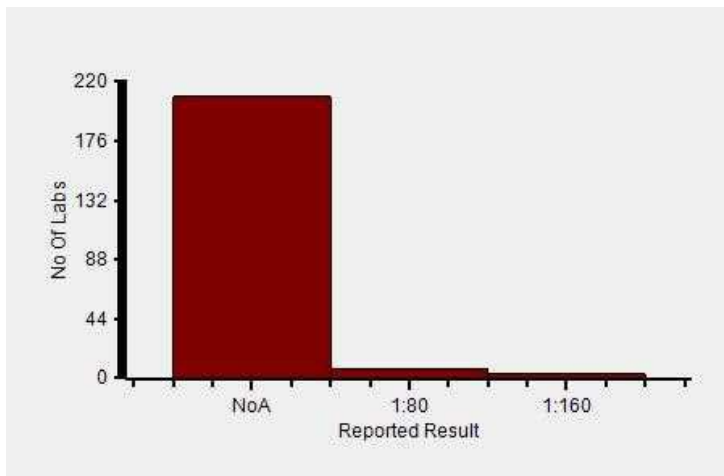
Report Date : 19/12/2023

Sample Date : 25/11/2023

Frequency Histogram Your Method



Frequency Histogram Your Analyzer



Reported Results Legends :-

NoA	: No Agglutination
1:80	: 1:80
1:160	: 1:160
1:320	: 1:320
1:640	: 1:640
>1:640	: >1:640

Comments :

Interpretation when an analyte is reported for multiple samples in a Round:

a) Reported on 2 samples:

- Two out of two pass - Acceptable performance
- One out of two pass - Review for random error & take action if appropriate
- Both failed - Unacceptable performance, Review for systematic error

b) Reported on 3 samples:

- All pass - Acceptable performance
- Two out of three pass - Review for random error & take action if appropriate
- One out of three pass - Unacceptable performance, Review for systematic error
- All failed - Unacceptable performance, Review for systematic error



Lab : 1054

Lab Name : KRSNAA DIAGNOSTICS,LTD,MOGA

Report Date : 19/12/2023

Cycle No : 230310

Sample No : 01

Sample Date : 25/11/2023

Immunoassay Extended, Widal test - Typhi H antigen (TH), -

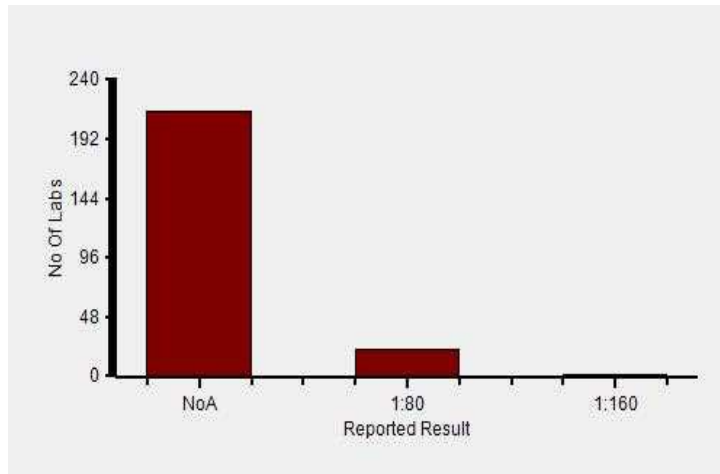
	N
■ All Methods	238
■ Slide Agglutination - (Your Method)	187
■ Manual - (Your Analyzer)	238

Evaluation Based On - Method wise Peer Grouping

Your Result	No Agglutination
Result Expected	1:80,NoA

Note : # is an indication that this parameter has not been evaluated

Frequency Histogram



Lab : 1054

Cycle No : 230310

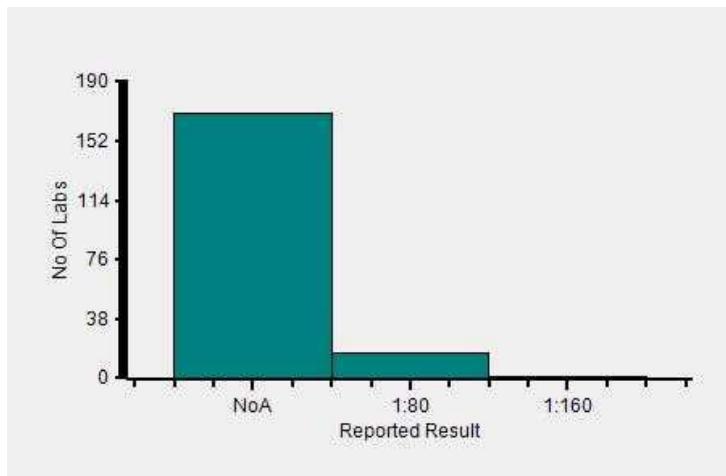
Lab Name : KRSNAA DIAGNOSTICS,LTD,MOGA

Sample No : 01

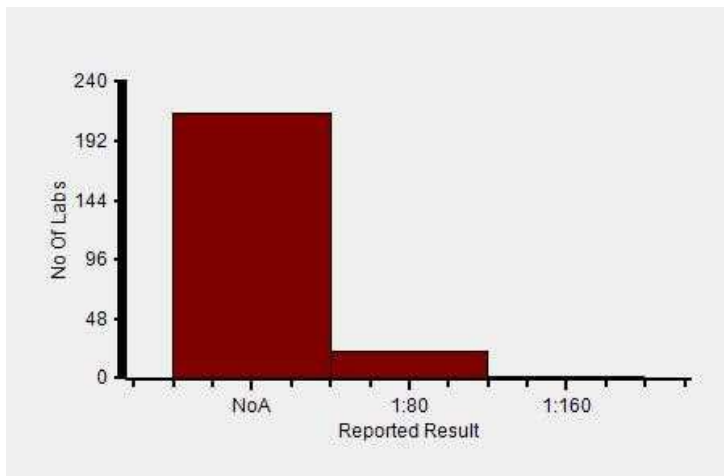
Report Date : 19/12/2023

Sample Date : 25/11/2023

Frequency Histogram Your Method



Frequency Histogram Your Analyzer



Reported Results Legends :-

NoA	: No Agglutination
1:80	: 1:80
1:160	: 1:160
1:320	: 1:320
1:640	: 1:640
>1:640	: >1:640

Comments :

Interpretation when an analyte is reported for multiple samples in a Round:

a) Reported on 2 samples:

- Two out of two pass - Acceptable performance
- One out of two pass - Review for random error & take action if appropriate
- Both failed - Unacceptable performance, Review for systematic error

b) Reported on 3 samples:

- All pass - Acceptable performance
- Two out of three pass - Review for random error & take action if appropriate
- One out of three pass - Unacceptable performance, Review for systematic error
- All failed - Unacceptable performance, Review for systematic error



Lab : 1054

Lab Name : KRSNAA DIAGNOSTICS,LTD,MOGA

Report Date : 19/12/2023

Cycle No : 230310

Sample No : 01

Sample Date : 25/11/2023

Immunoassay Extended, Widal test - Typhi O antigen (TO), -

	N
■ All Methods	238
■ Slide Agglutination - (Your Method)	187
■ Manual - (Your Analyzer)	238

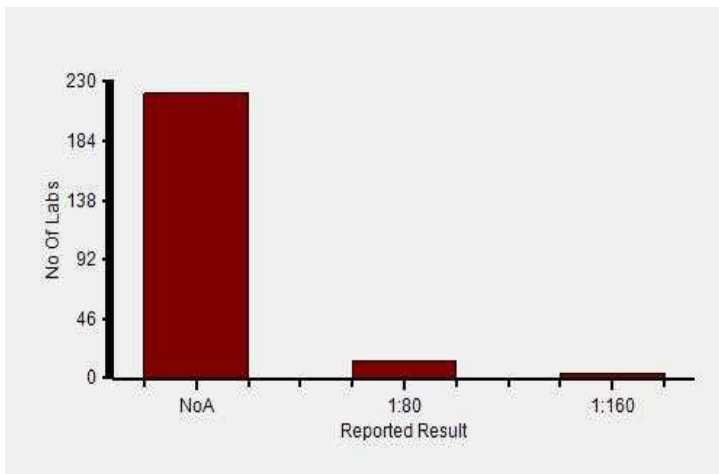
Evaluation Based On - Method wise Peer Grouping

Your Result No Agglutination

Result Expected 1:80,NoA

Note : # is an indication that this parameter has not been evaluated

Frequency Histogram



Lab : 1054

Cycle No : 230310

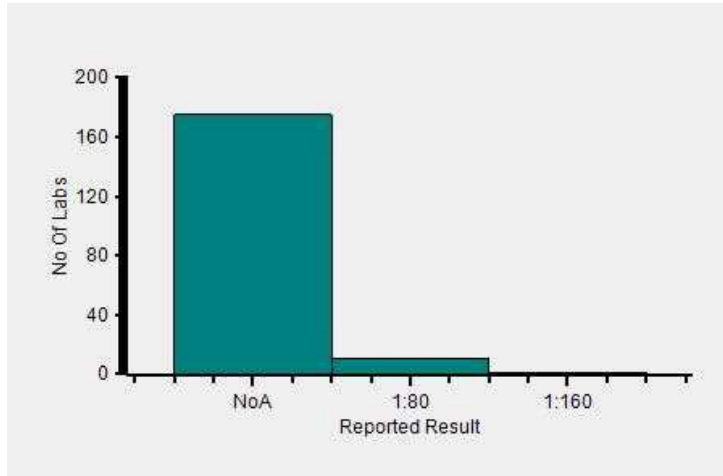
Lab Name : KRSNAA DIAGNOSTICS,LTD,MOGA

Sample No : 01

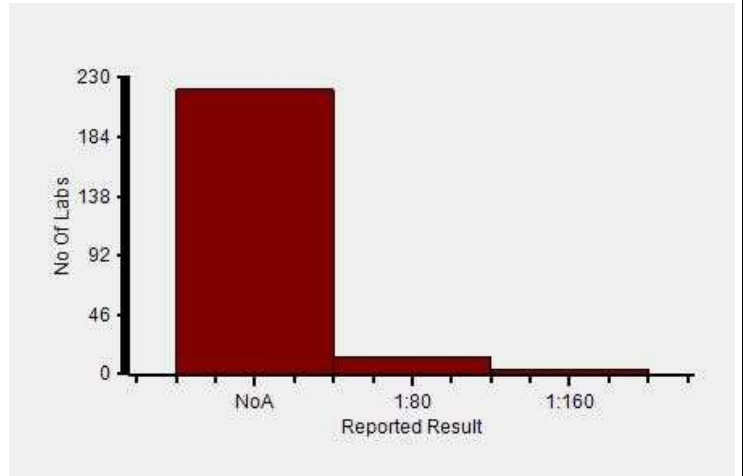
Report Date : 19/12/2023

Sample Date : 25/11/2023

Frequency Histogram Your Method



Frequency Histogram Your Analyzer



Reported Results Legends :-

NoA	: No Agglutination
1:80	: 1:80
1:160	: 1:160
1:320	: 1:320
1:640	: 1:640
>1:640	: >1:640

Comments :

Interpretation when an analyte is reported for multiple samples in a Round:

a) Reported on 2 samples:

- | | |
|-----------------------|---|
| • Two out of two pass | - Acceptable performance |
| • One out of two pass | - Review for random error & take action if appropriate |
| • Both failed | - Unacceptable performance, Review for systematic error |

b) Reported on 3 samples:

- | | |
|-------------------------|---|
| • All pass | - Acceptable performance |
| • Two out of three pass | - Review for random error & take action if appropriate |
| • One out of three pass | - Unacceptable performance, Review for systematic error |
| • All failed | - Unacceptable performance, Review for systematic error |

Dr Puneet Kumar Nigam

Dr Puneet Kumar Nigam
PT coordinator & Technical Manager, MHL EQAS
Unit No. 409-416.
Commercial Building - 1A
Kohinoor Mall, Kirool Road, Kurla (W),
Mumbai - 400070

This is a computer generated report hence signature is not required



PC-1022

Lab : 1054

Lab Name : KRSNAA DIAGNOSTICS,LTD,MOGA

Report Date : 19/12/2023

Cycle No : 230310

Sample No : 02

Sample Date : 07/10/2023

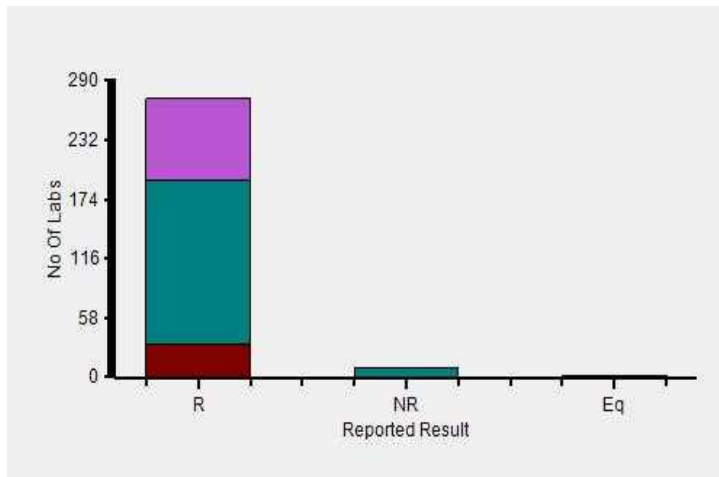
Immunoassay Extended, HBsAg, -

	N
■ All Methods	285
■ Immunochromatography - (Your Method)	205
■ J Mitra - (Your Analyzer)	33

Your Result	Reactive
Result Expected	R

Note : # is an indication that this parameter has not been evaluated

Frequency Histogram



Lab : 1054

Cycle No : 230310

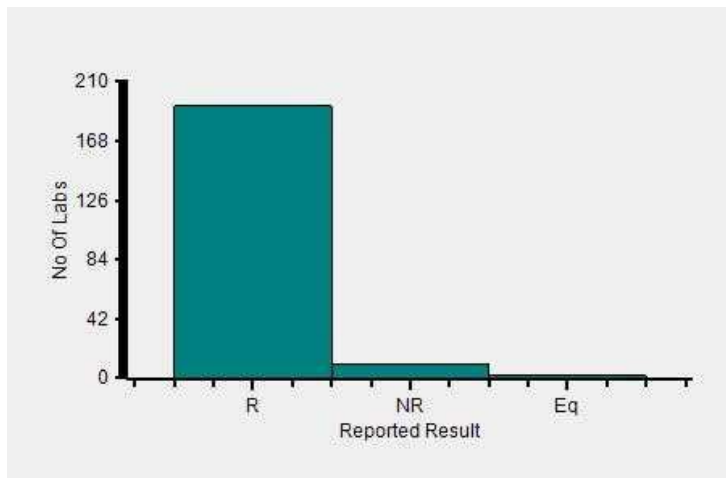
Lab Name : KRSNAA DIAGNOSTICS,LTD,MOGA

Sample No : 02

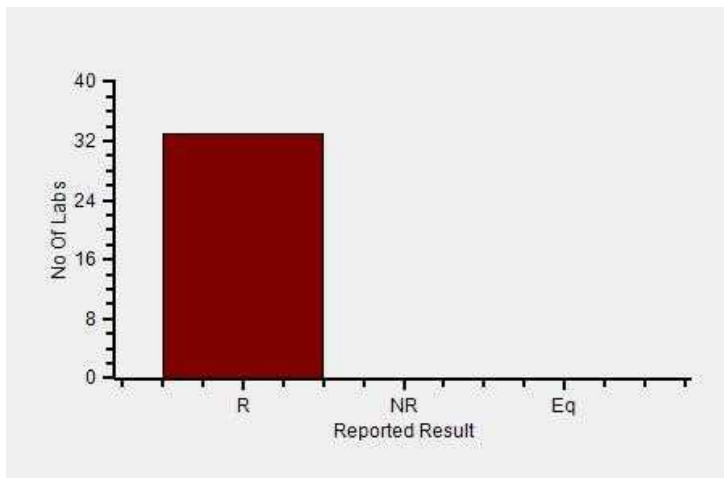
Report Date : 19/12/2023

Sample Date : 07/10/2023

Frequency Histogram Your Method



Frequency Histogram Your Analyzer



Reported Results Legends :-

- R** : Reactive
- NR** : Non-reactive
- Eq** : Equivocal

Comments :

Interpretation when an analyte is reported for multiple samples in a Round:

- a) Reported on 2 samples:
 - Two out of two pass - Acceptable performance
 - One out of two pass - Review for random error & take action if appropriate
 - Both failed - Unacceptable performance, Review for systematic error
- b) Reported on 3 samples:
 - All pass - Acceptable performance
 - Two out of three pass - Review for random error & take action if appropriate
 - One out of three pass - Unacceptable performance, Review for systematic error
 - All failed - Unacceptable performance, Review for systematic error



Lab : 1054

Cycle No : 230310

Lab Name : KRSNAA DIAGNOSTICS,LTD,MOGA

Sample No : 02

Report Date : 19/12/2023

Sample Date : 07/10/2023

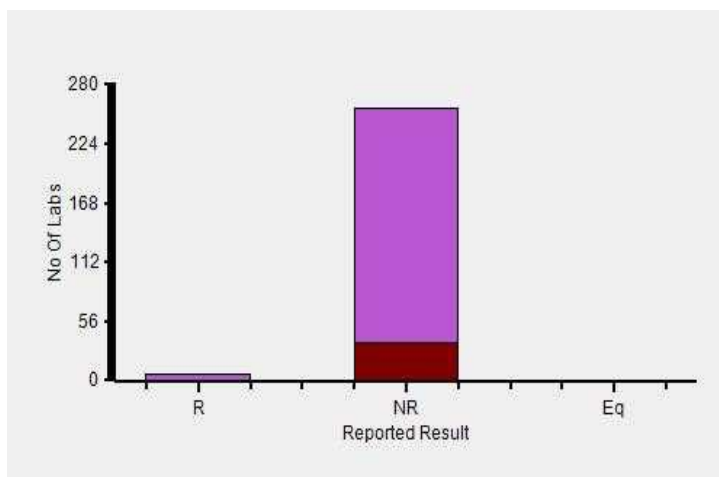
Immunoassay Extended, HCV, Nil

	N
■ All Methods	263
■ Immunofiltration - (Your Method)	31
■ J Mitra - (Your Analyzer)	35

Your Result	Non-reactive
Result Expected	NR

Note : # is an indication that this parameter has not been evaluated

Frequency Histogram



Lab : 1054

Cycle No : 230310

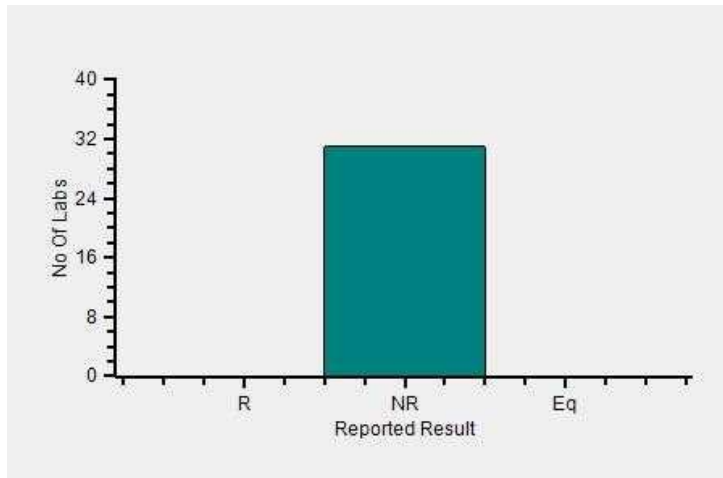
Lab Name : KRSNAA DIAGNOSTICS,LTD,MOGA

Sample No : 02

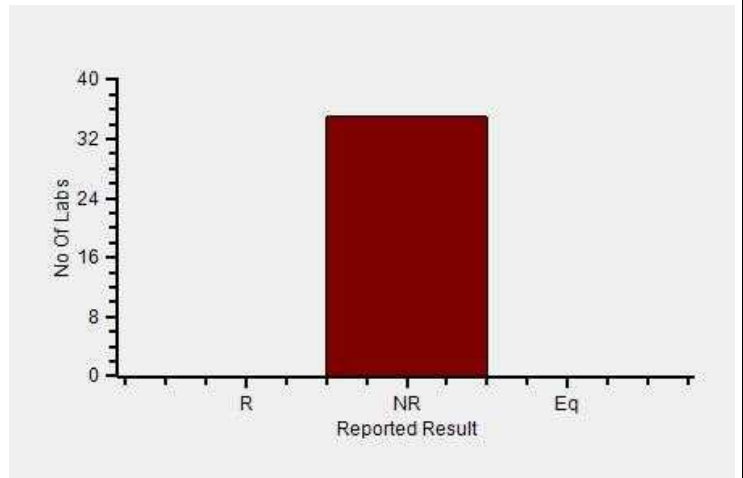
Report Date : 19/12/2023

Sample Date : 07/10/2023

Frequency Histogram Your Method



Frequency Histogram Your Analyzer



Reported Results Legends :-

- R** : Reactive
- NR** : Non-reactive
- Eq** : Equivocal

Comments :

Interpretation when an analyte is reported for multiple samples in a Round:

- a) Reported on 2 samples:
 - Two out of two pass - Acceptable performance
 - One out of two pass - Review for random error & take action if appropriate
 - Both failed - Unacceptable performance, Review for systematic error
- b) Reported on 3 samples:
 - All pass - Acceptable performance
 - Two out of three pass - Review for random error & take action if appropriate
 - One out of three pass - Unacceptable performance, Review for systematic error
 - All failed - Unacceptable performance, Review for systematic error



Lab : 1054

Lab Name : KRSNAA DIAGNOSTICS,LTD,MOGA

Report Date : 19/12/2023

Cycle No : 230310

Sample No : 02

Sample Date : 07/10/2023

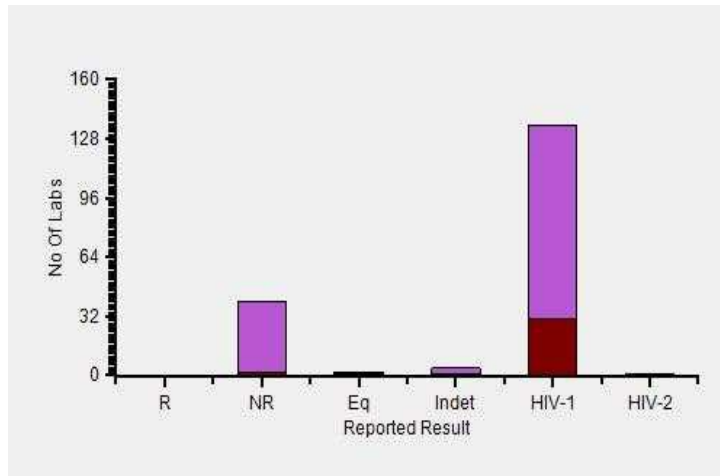
Immunoassay Extended, HIV Ab, S/CO

	N
■ All Methods	182
■ Immunofiltration - (Your Method)	32
■ J Mitra - (Your Analyzer)	34

Your Result	HIV-1 Ab Reactive
Result Expected	HIV-1

Note : # is an indication that this parameter has not been evaluated

Frequency Histogram



Lab : 1054

Cycle No : 230310

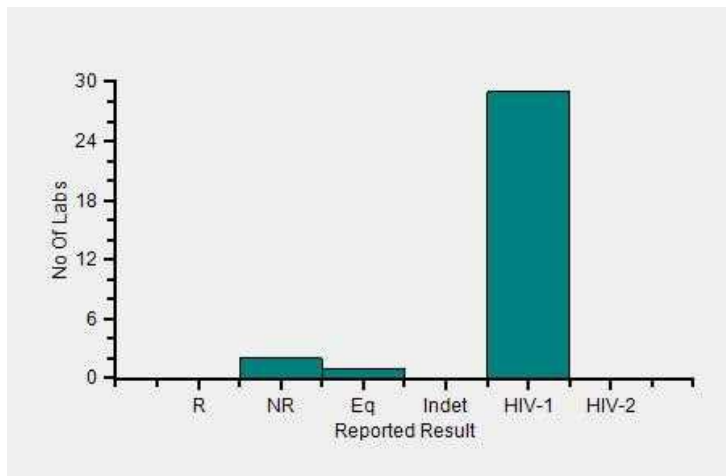
Lab Name : KRSNAA DIAGNOSTICS,LTD,MOGA

Sample No : 02

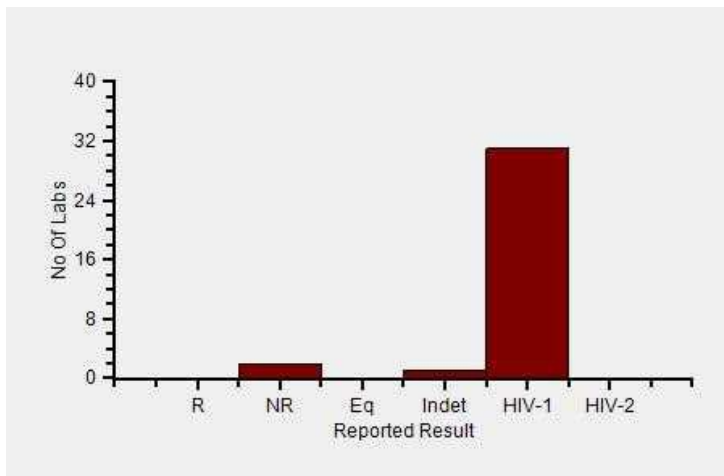
Report Date : 19/12/2023

Sample Date : 07/10/2023

Frequency Histogram Your Method



Frequency Histogram Your Analyzer



Reported Results Legends :-

- R** : Reactive
- NR** : Non-reactive
- Eq** : Equivocal
- Indet** : Indeterminate
- HIV-1** : HIV-1 Ab Reactive
- HIV-2** : HIV-2 Ab Reactive

Comments :

Interpretation when an analyte is reported for multiple samples in a Round:

- a) Reported on 2 samples:
 - Two out of two pass - Acceptable performance
 - One out of two pass - Review for random error & take action if appropriate
 - Both failed - Unacceptable performance, Review for systematic error
- b) Reported on 3 samples:
 - All pass - Acceptable performance
 - Two out of three pass - Review for random error & take action if appropriate
 - One out of three pass - Unacceptable performance, Review for systematic error
 - All failed - Unacceptable performance, Review for systematic error



Lab : 1054

Lab Name : KRSNAA DIAGNOSTICS,LTD,MOGA

Report Date : 19/12/2023

Cycle No : 230310

Sample No : 02

Sample Date : 07/10/2023

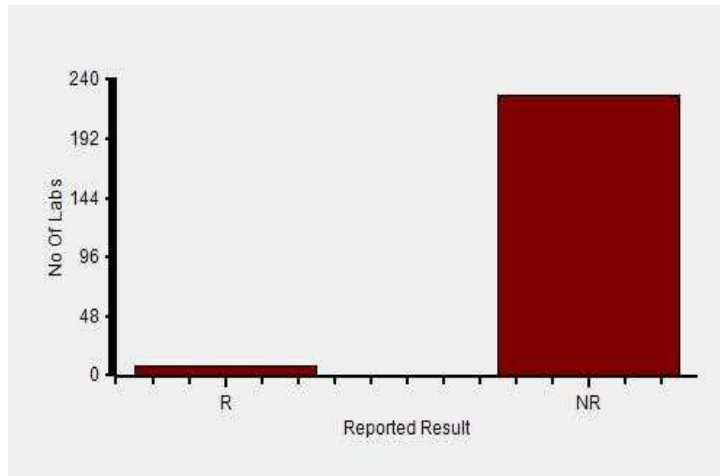
Immunoassay Extended, RPR (Syphilis Serology), -

	N
■ All Methods	235
■ Immunochromatography - (Your Method)	92
■ Manual - (Your Analyzer)	235

Your Result	Non-reactive
Result Expected	NR

Note : # is an indication that this parameter has not been evaluated

Frequency Histogram



Lab : 1054

Lab Name : KRSNAA DIAGNOSTICS,LTD,MOGA

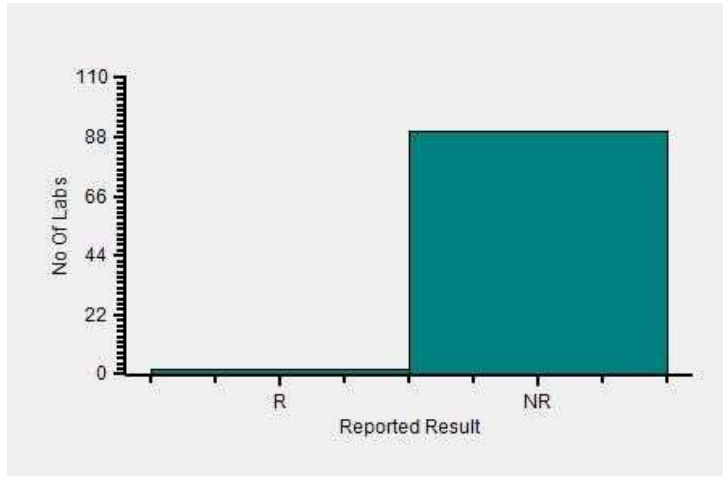
Report Date : 19/12/2023

Cycle No : 230310

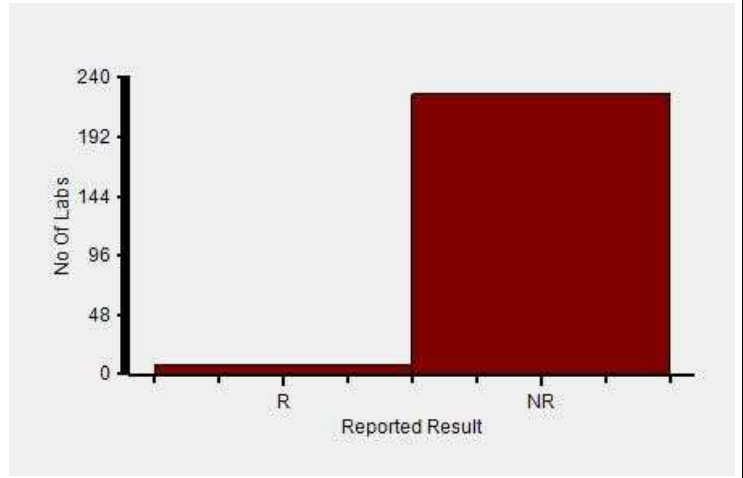
Sample No : 02

Sample Date : 07/10/2023

Frequency Histogram Your Method



Frequency Histogram Your Analyzer



Reported Results Legends :-

- R** : Reactive
- NR** : Non-reactive
- WR** : Weak Reactive

Comments :

Interpretation when an analyte is reported for multiple samples in a Round:

- a) Reported on 2 samples:
 - Two out of two pass - Acceptable performance
 - One out of two pass - Review for random error & take action if appropriate
 - Both failed - Unacceptable performance, Review for systematic error
- b) Reported on 3 samples:
 - All pass - Acceptable performance
 - Two out of three pass - Review for random error & take action if appropriate
 - One out of three pass - Unacceptable performance, Review for systematic error
 - All failed - Unacceptable performance, Review for systematic error



Lab : 1054

Lab Name : KRSNAA DIAGNOSTICS,LTD,MOGA

Report Date : 19/12/2023

Cycle No : 230310

Sample No : 02

Sample Date : 07/10/2023

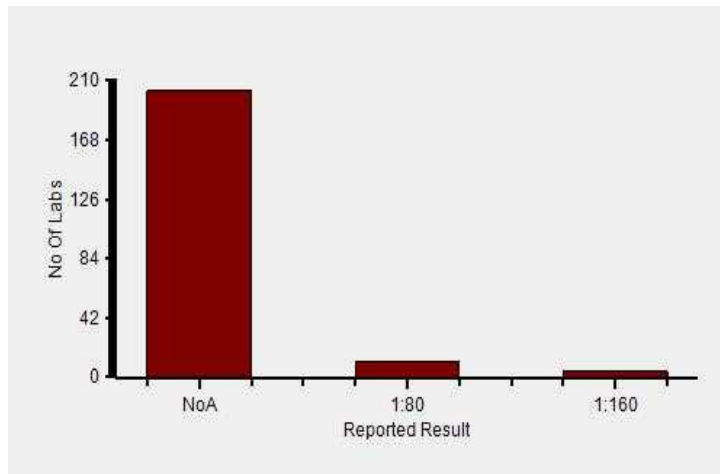
Immunoassay Extended, Widal test - ParaTyphi A-H antigen (AH), -

	N
■ All Methods	218
■ Slide Agglutination - (Your Method)	170
■ Manual - (Your Analyzer)	218

Evaluation Based On - Method wise Peer Grouping	
Your Result	1:160
Result Expected	1:80,NoA

Note : # is an indication that this parameter has not been evaluated

Frequency Histogram



Lab : 1054

Cycle No : 230310

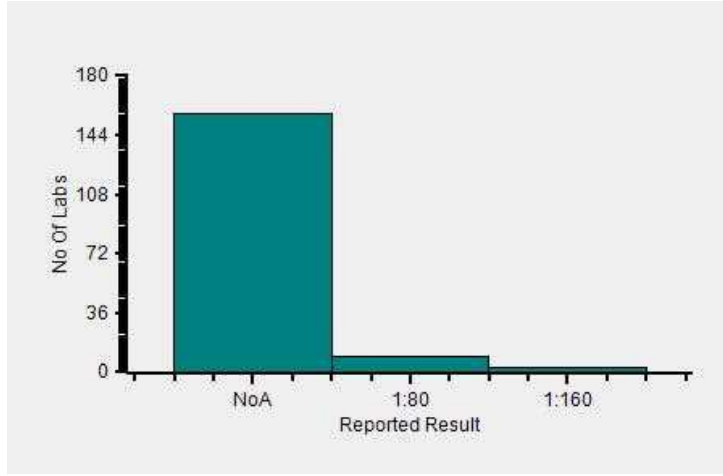
Lab Name : KRSNAA DIAGNOSTICS,LTD,MOGA

Sample No : 02

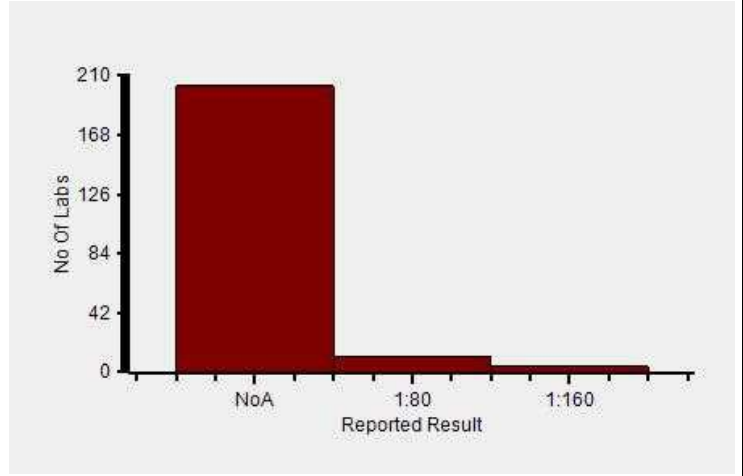
Report Date : 19/12/2023

Sample Date : 07/10/2023

Frequency Histogram Your Method



Frequency Histogram Your Analyzer



Reported Results Legends :-

NoA	: No Agglutination
1:80	: 1:80
1:160	: 1:160
1:320	: 1:320
1:640	: 1:640
>1:640	: >1:640

Comments :

Interpretation when an analyte is reported for multiple samples in a Round:

a) Reported on 2 samples:

- Two out of two pass - Acceptable performance
- One out of two pass - Review for random error & take action if appropriate
- Both failed - Unacceptable performance, Review for systematic error

b) Reported on 3 samples:

- All pass - Acceptable performance
- Two out of three pass - Review for random error & take action if appropriate
- One out of three pass - Unacceptable performance, Review for systematic error
- All failed - Unacceptable performance, Review for systematic error



Lab : 1054

Lab Name : KRSNAA DIAGNOSTICS,LTD,MOGA

Report Date : 19/12/2023

Cycle No : 230310

Sample No : 02

Sample Date : 07/10/2023

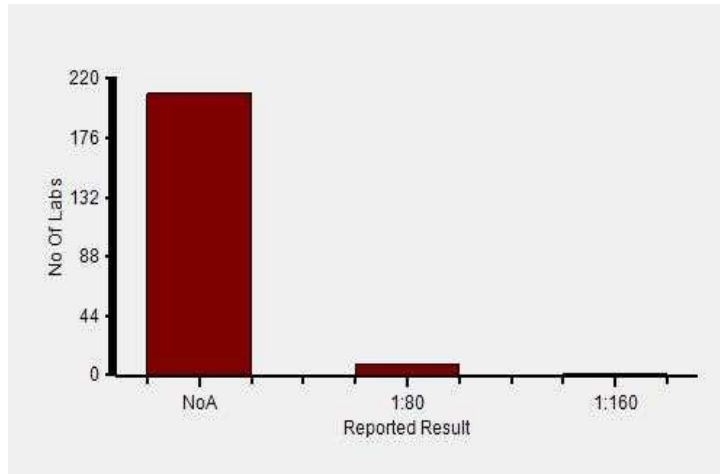
Immunoassay Extended, Widal test - ParaTyphi B-H antigen (BH), -

	N
■ All Methods	218
■ Slide Agglutination - (Your Method)	170
■ Manual - (Your Analyzer)	218

Evaluation Based On - Method wise Peer Grouping	
Your Result	1:80
Result Expected	1:80,NoA

Note : # is an indication that this parameter has not been evaluated

Frequency Histogram



Lab : 1054

Cycle No : 230310

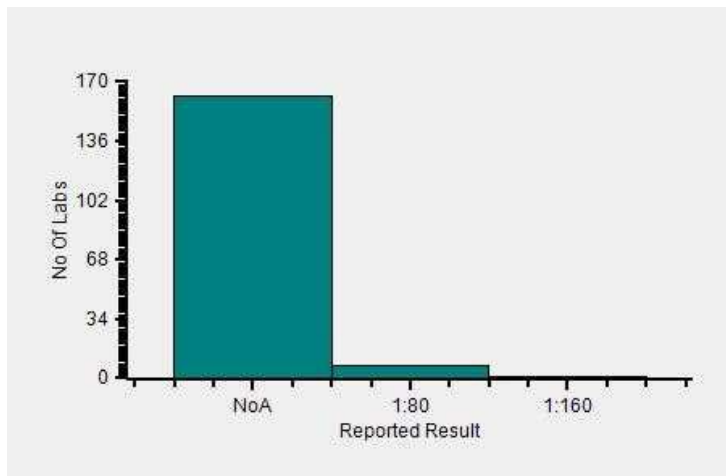
Lab Name : KRSNAA DIAGNOSTICS,LTD,MOGA

Sample No : 02

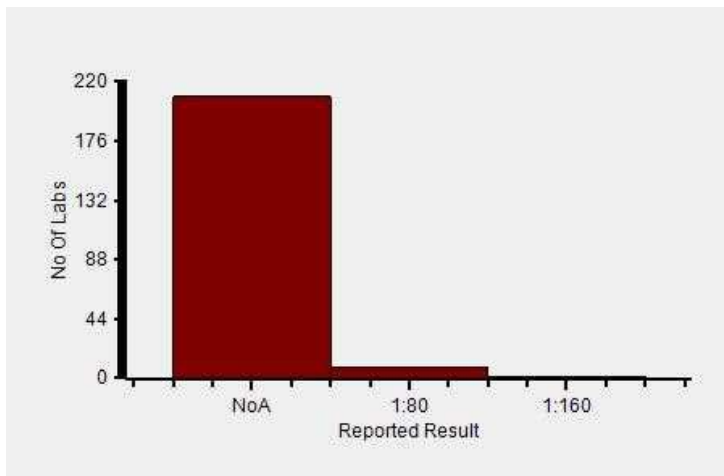
Report Date : 19/12/2023

Sample Date : 07/10/2023

Frequency Histogram Your Method



Frequency Histogram Your Analyzer



Reported Results Legends :-

NoA	: No Agglutination
1:80	: 1:80
1:160	: 1:160
1:320	: 1:320
1:640	: 1:640
>1:640	: >1:640

Comments :

Interpretation when an analyte is reported for multiple samples in a Round:

a) Reported on 2 samples:

- Two out of two pass - Acceptable performance
- One out of two pass - Review for random error & take action if appropriate
- Both failed - Unacceptable performance, Review for systematic error

b) Reported on 3 samples:

- All pass - Acceptable performance
- Two out of three pass - Review for random error & take action if appropriate
- One out of three pass - Unacceptable performance, Review for systematic error
- All failed - Unacceptable performance, Review for systematic error



Lab : 1054

Cycle No : 230310

Lab Name : KRSNAA DIAGNOSTICS,LTD,MOGA

Sample No : 02

Report Date : 19/12/2023

Sample Date : 07/10/2023

Immunoassay Extended, Widal test - Typhi H antigen (TH), -

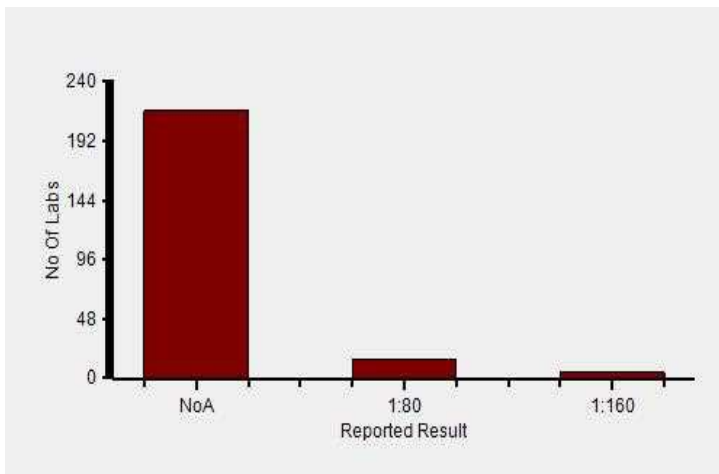
	N
■ All Methods	237
■ Slide Agglutination - (Your Method)	187
■ Manual - (Your Analyzer)	237

Evaluation Based On - Method wise Peer Grouping

Your Result	No Agglutination
Result Expected	1:80,NoA

Note : # is an indication that this parameter has not been evaluated

Frequency Histogram



Lab : 1054

Cycle No : 230310

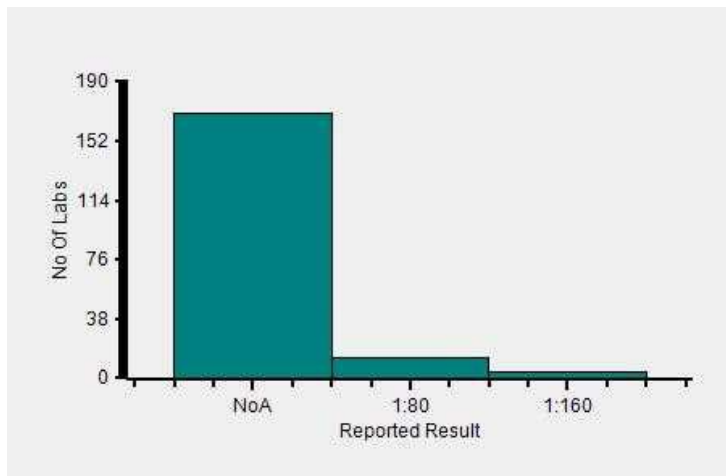
Lab Name : KRSNAA DIAGNOSTICS,LTD,MOGA

Sample No : 02

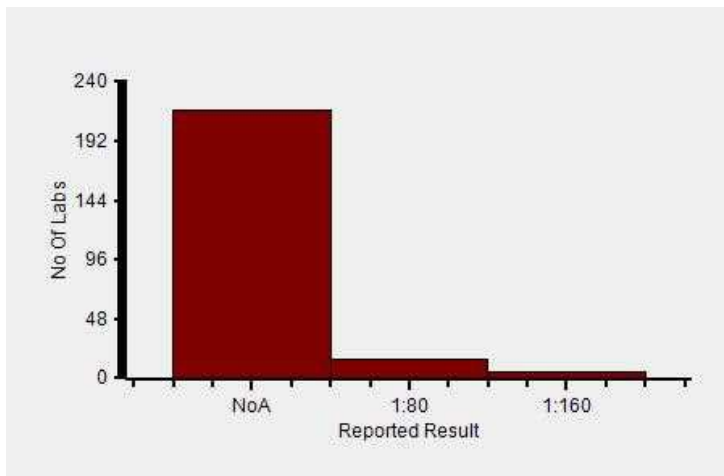
Report Date : 19/12/2023

Sample Date : 07/10/2023

Frequency Histogram Your Method



Frequency Histogram Your Analyzer



Reported Results Legends :-

NoA	: No Agglutination
1:80	: 1:80
1:160	: 1:160
1:320	: 1:320
1:640	: 1:640
>1:640	: >1:640

Comments :

Interpretation when an analyte is reported for multiple samples in a Round:

a) Reported on 2 samples:

- Two out of two pass - Acceptable performance
- One out of two pass - Review for random error & take action if appropriate
- Both failed - Unacceptable performance, Review for systematic error

b) Reported on 3 samples:

- All pass - Acceptable performance
- Two out of three pass - Review for random error & take action if appropriate
- One out of three pass - Unacceptable performance, Review for systematic error
- All failed - Unacceptable performance, Review for systematic error



Lab : 1054

Cycle No : 230310

Lab Name : KRSNAA DIAGNOSTICS,LTD,MOGA

Sample No : 02

Report Date : 19/12/2023

Sample Date : 07/10/2023

Immunoassay Extended, Widal test - Typhi O antigen (TO), -

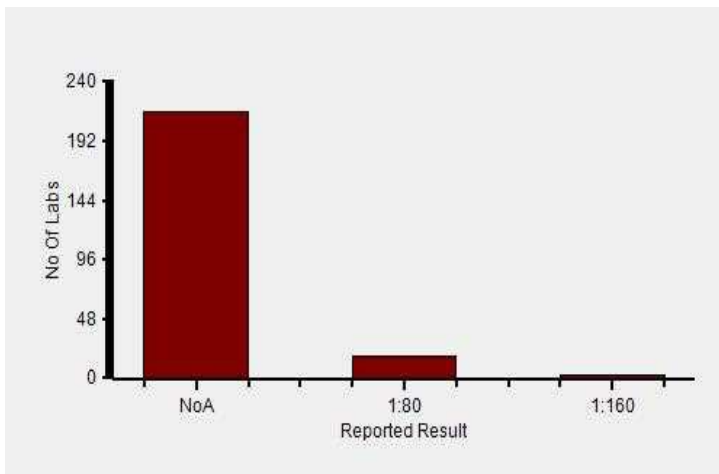
	N
■ All Methods	237
■ Slide Agglutination - (Your Method)	187
■ Manual - (Your Analyzer)	237

Evaluation Based On - Method wise Peer Grouping

Your Result	No Agglutination
Result Expected	1:80,NoA

Note : # is an indication that this parameter has not been evaluated

Frequency Histogram



Lab : 1054

Cycle No : 230310

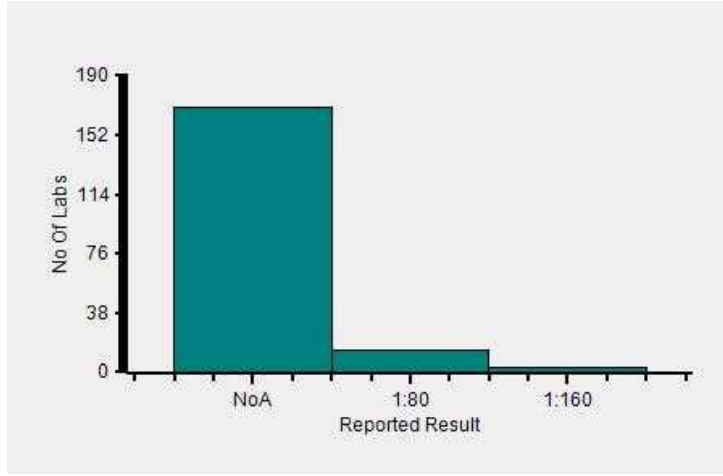
Lab Name : KRSNAA DIAGNOSTICS,LTD,MOGA

Sample No : 02

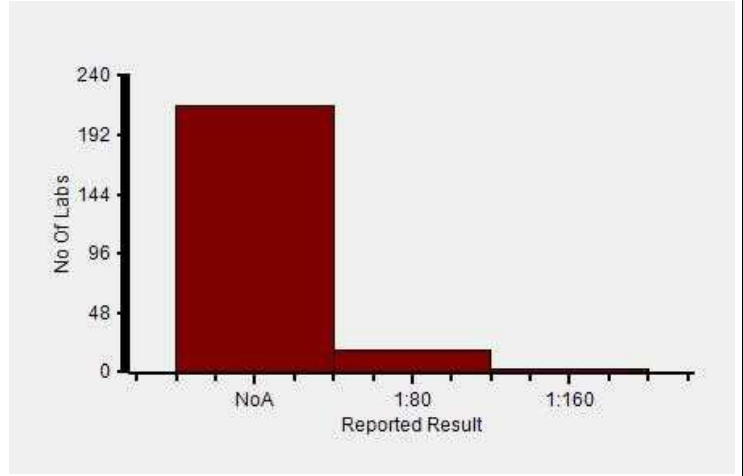
Report Date : 19/12/2023

Sample Date : 07/10/2023

Frequency Histogram Your Method



Frequency Histogram Your Analyzer



Reported Results Legends :-

NoA	: No Agglutination
1:80	: 1:80
1:160	: 1:160
1:320	: 1:320
1:640	: 1:640
>1:640	: >1:640

Comments :

Interpretation when an analyte is reported for multiple samples in a Round:

a) Reported on 2 samples:

- | | |
|-----------------------|---|
| • Two out of two pass | - Acceptable performance |
| • One out of two pass | - Review for random error & take action if appropriate |
| • Both failed | - Unacceptable performance, Review for systematic error |

b) Reported on 3 samples:

- | | |
|-------------------------|---|
| • All pass | - Acceptable performance |
| • Two out of three pass | - Review for random error & take action if appropriate |
| • One out of three pass | - Unacceptable performance, Review for systematic error |
| • All failed | - Unacceptable performance, Review for systematic error |

Dr Puneet Kumar Nigam

Dr Puneet Kumar Nigam
PT coordinator & Technical Manager, MHL EQAS

Unit No. 409-416.
Commercial Building - 1A
Kohinoor Mall, Kirool Road, Kurla (W),
Mumbai - 400070

This is a computer generated report hence signature is not required



PC-1022

Lab : 1054

Lab Name : KRSNAA DIAGNOSTICS,LTD,MOGA

Report Date : 19/12/2023

Cycle No : 230310

Sample No : 03

Sample Date : 07/10/2023

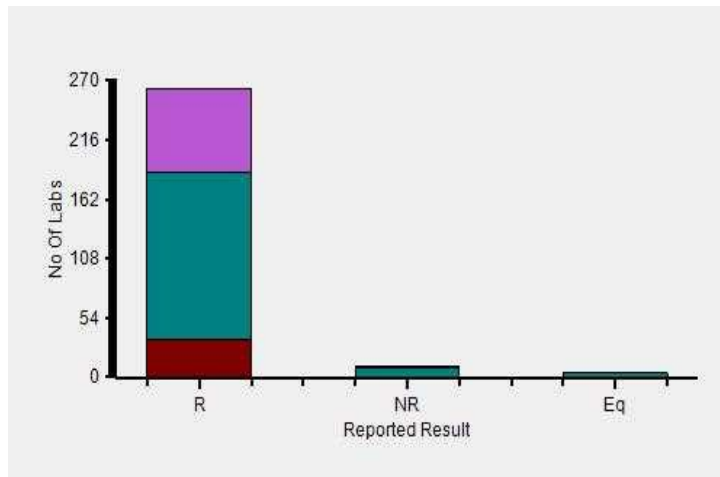
Immunoassay Extended, HBsAg, -

	N
■ All Methods	277
■ Immunochromatography - (Your Method)	200
■ J Mitra - (Your Analyzer)	34

Your Result	Reactive
Result Expected	R

Note : # is an indication that this parameter has not been evaluated

Frequency Histogram



Lab : 1054

Lab Name : KRSNAA DIAGNOSTICS,LTD,MOGA

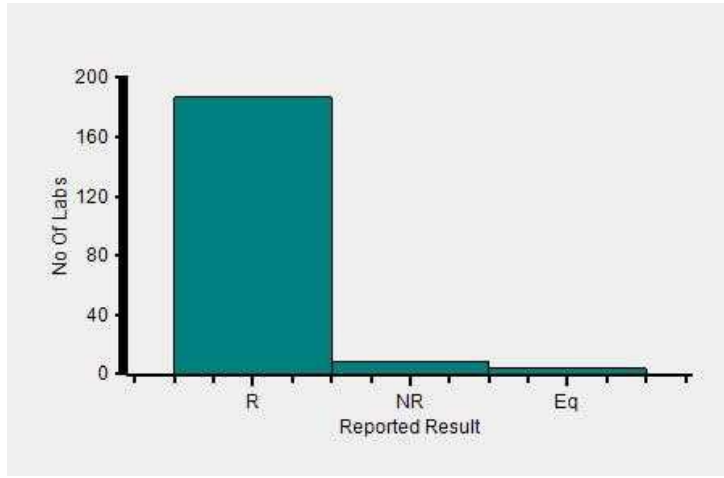
Report Date : 19/12/2023

Cycle No : 230310

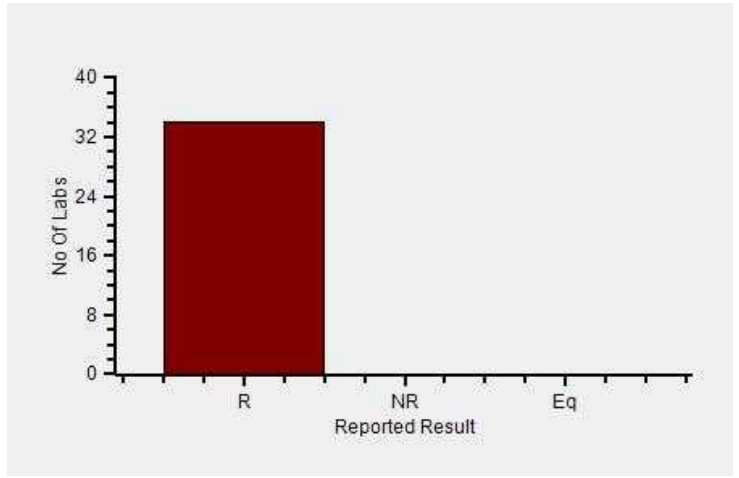
Sample No : 03

Sample Date : 07/10/2023

Frequency Histogram Your Method



Frequency Histogram Your Analyzer



Reported Results Legends :-

- R** : Reactive
- NR** : Non-reactive
- Eq** : Equivocal

Comments :

Interpretation when an analyte is reported for multiple samples in a Round:

- a) Reported on 2 samples:
 - Two out of two pass - Acceptable performance
 - One out of two pass - Review for random error & take action if appropriate
 - Both failed - Unacceptable performance, Review for systematic error
- b) Reported on 3 samples:
 - All pass - Acceptable performance
 - Two out of three pass - Review for random error & take action if appropriate
 - One out of three pass - Unacceptable performance, Review for systematic error
 - All failed - Unacceptable performance, Review for systematic error



Lab : 1054

Cycle No : 230310

Lab Name : KRSNAA DIAGNOSTICS,LTD,MOGA

Sample No : 03

Report Date : 19/12/2023

Sample Date : 07/10/2023

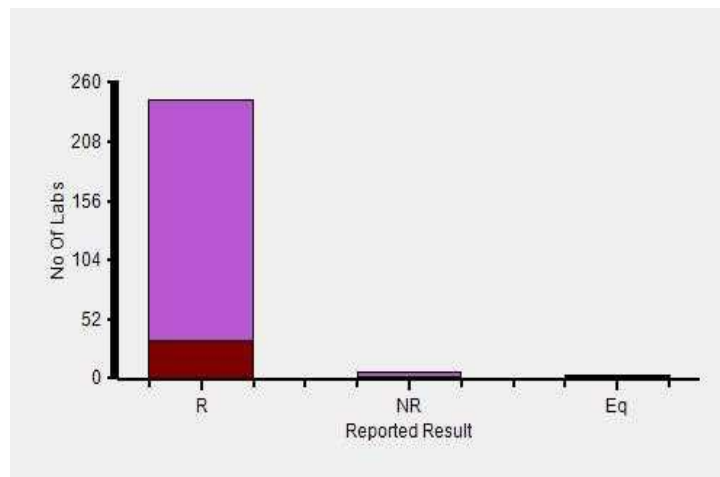
Immunoassay Extended, HCV, Nil

	N
■ All Methods	254
■ Immunofiltration - (Your Method)	31
■ J Mitra - (Your Analyzer)	34

Your Result	Reactive
Result Expected	R

Note : # is an indication that this parameter has not been evaluated

Frequency Histogram



Lab : 1054

Cycle No : 230310

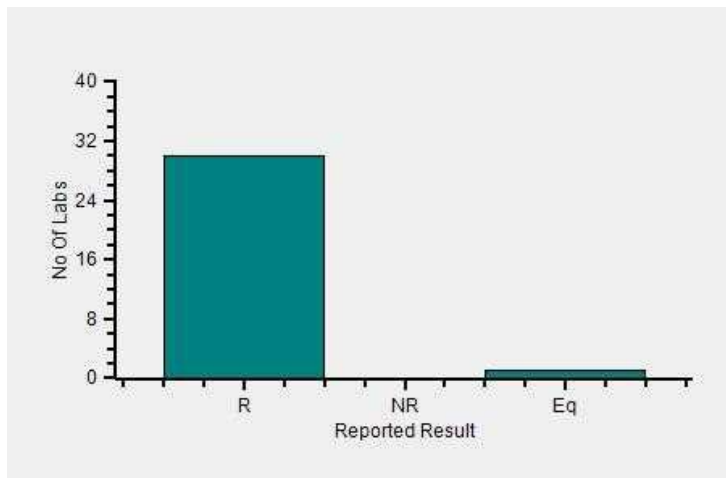
Lab Name : KRSNAA DIAGNOSTICS,LTD,MOGA

Sample No : 03

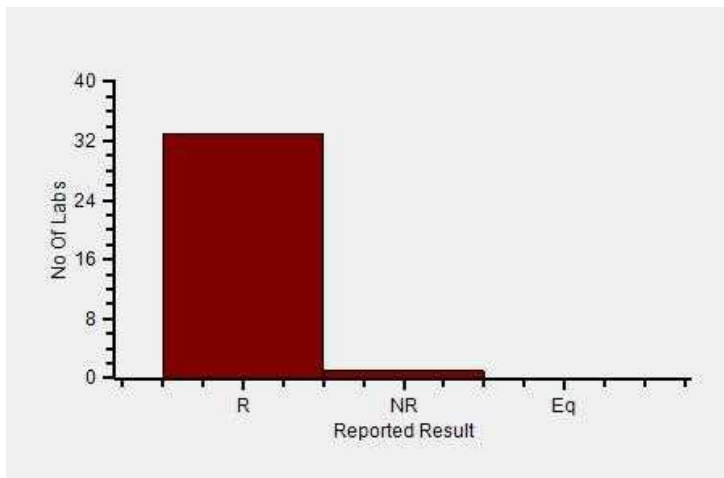
Report Date : 19/12/2023

Sample Date : 07/10/2023

Frequency Histogram Your Method



Frequency Histogram Your Analyzer



Reported Results Legends :-

- R** : Reactive
- NR** : Non-reactive
- Eq** : Equivocal

Comments :

Interpretation when an analyte is reported for multiple samples in a Round:

- a) Reported on 2 samples:
 - Two out of two pass - Acceptable performance
 - One out of two pass - Review for random error & take action if appropriate
 - Both failed - Unacceptable performance, Review for systematic error
- b) Reported on 3 samples:
 - All pass - Acceptable performance
 - Two out of three pass - Review for random error & take action if appropriate
 - One out of three pass - Unacceptable performance, Review for systematic error
 - All failed - Unacceptable performance, Review for systematic error



Lab : 1054

Lab Name : KRSNAA DIAGNOSTICS,LTD,MOGA

Report Date : 19/12/2023

Cycle No : 230310

Sample No : 03

Sample Date : 07/10/2023

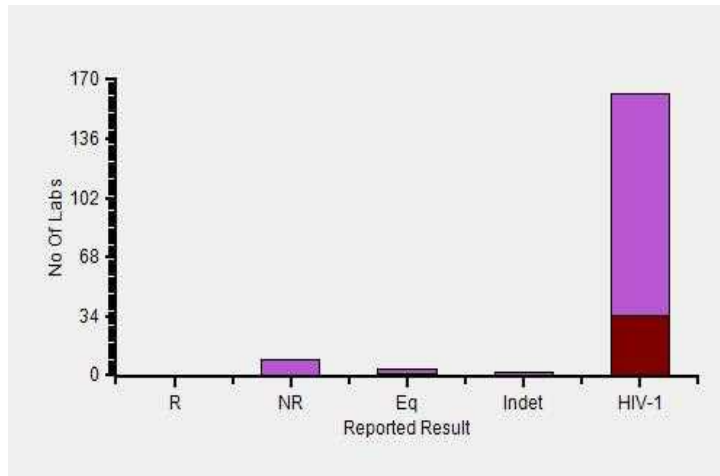
Immunoassay Extended, HIV Ab, S/CO

	N
■ All Methods	177
■ Immunofiltration - (Your Method)	32
■ J Mitra - (Your Analyzer)	34

Your Result	HIV-1 Ab Reactive
Result Expected	HIV-1

Note : # is an indication that this parameter has not been evaluated

Frequency Histogram



Lab : 1054

Lab Name : KRSNAA DIAGNOSTICS,LTD,MOGA

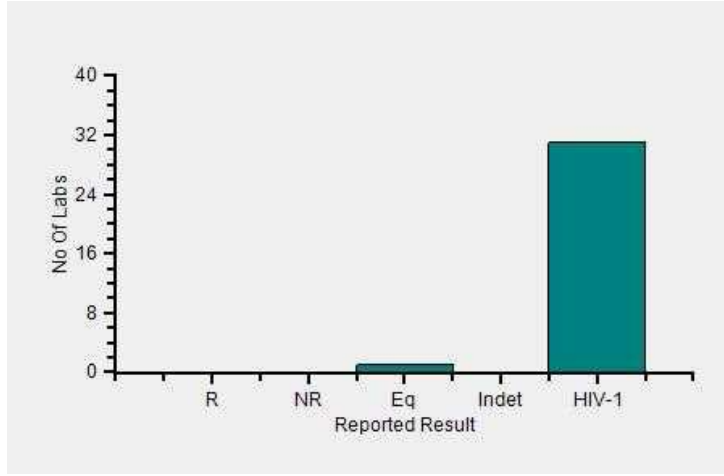
Report Date : 19/12/2023

Cycle No : 230310

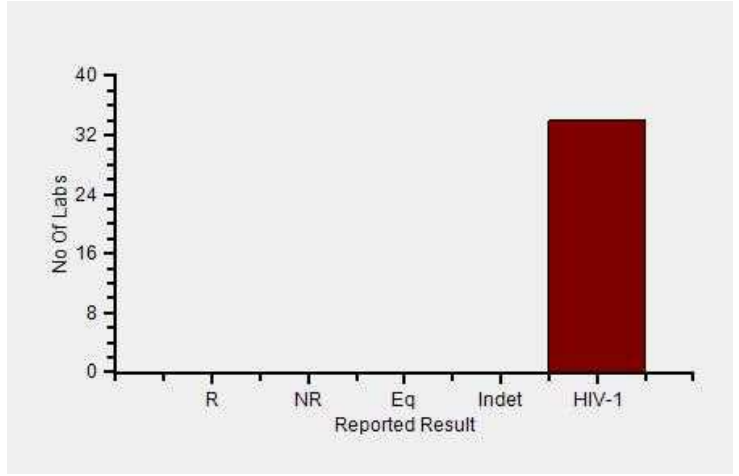
Sample No : 03

Sample Date : 07/10/2023

Frequency Histogram Your Method



Frequency Histogram Your Analyzer



Reported Results Legends :-

- R** : Reactive
- NR** : Non-reactive
- Eq** : Equivocal
- Indet** : Indeterminate
- HIV-1** : HIV-1 Ab Reactive
- HIV-2** : HIV-2 Ab Reactive

Comments :

Interpretation when an analyte is reported for multiple samples in a Round:

- a) Reported on 2 samples:
 - Two out of two pass - Acceptable performance
 - One out of two pass - Review for random error & take action if appropriate
 - Both failed - Unacceptable performance, Review for systematic error
- b) Reported on 3 samples:
 - All pass - Acceptable performance
 - Two out of three pass - Review for random error & take action if appropriate
 - One out of three pass - Unacceptable performance, Review for systematic error
 - All failed - Unacceptable performance, Review for systematic error

Dr Puneet Kumar Nigam

Dr Puneet Kumar Nigam
PT coordinator & Technical Manager, MHL EQAS
Unit No. 409-416.
Commercial Building - 1A
Kohinoor Mall, Kirool Road, Kurla (W),
Mumbai - 400070

This is a computer generated report hence signature is not required



PC-1022