

Lab : 1053

Cycle No : 230310

Lab Name : KRSNAA DIAGNOSTICS LTD, RAJPURA

Sample No : 01

Report Date : 19/12/2023

Sample Date : 25/11/2023

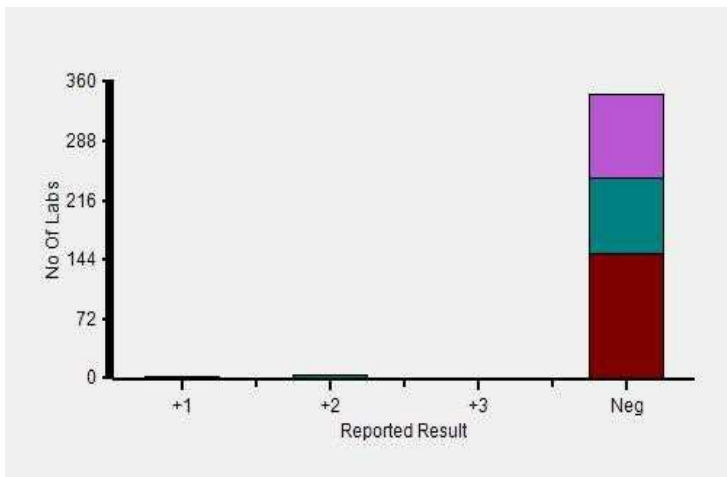
Clinical Path - Urine Routine Chemistry, Bilirubin (urine), -

	N
■ All Methods	351
■ Diazonium salt - (Your Method)	248
■ Manual - (Your Analyzer)	153

Evaluation Based On - Method wise Peer Grouping	
Your Result	Negative
Result Expected	Neg

Note : # is an indication that this parameter has not been evaluated

Frequency Histogram



Lab : 1053

Lab Name : KRSNAA DIAGNOSTICS LTD, RAJPURA

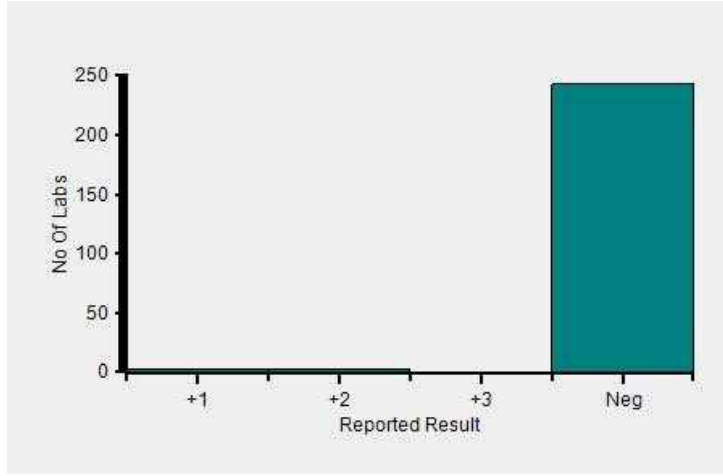
Report Date : 19/12/2023

Cycle No : 230310

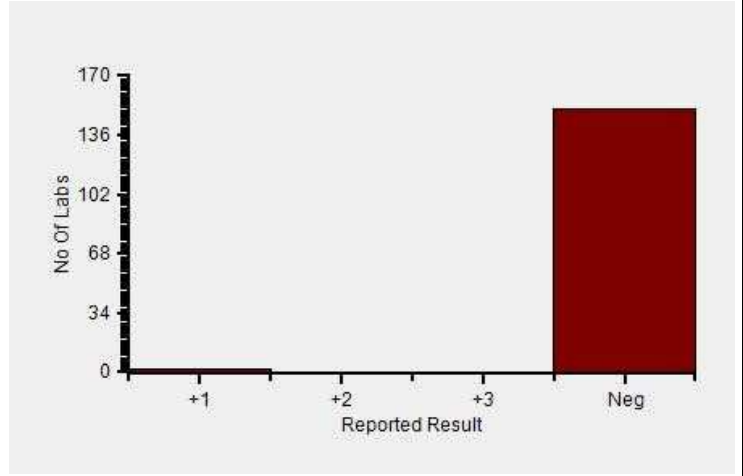
Sample No : 01

Sample Date : 25/11/2023

Frequency Histogram Your Method



Frequency Histogram Your Analyzer



Reported Results Legends :-

+1	: 1+
+2	: 2+
+3	: 3+
Neg	: Negative

Comments :

Interpretation when an analyte is reported for multiple samples in a Round:

a) Reported on 2 samples:

- Two out of two pass - Acceptable performance
- One out of two pass - Review for random error & take action if appropriate
- Both failed - Unacceptable performance, Review for systematic error

b) Reported on 3 samples:

- All pass - Acceptable performance
- Two out of three pass - Review for random error & take action if appropriate
- One out of three pass - Unacceptable performance, Review for systematic error
- All failed - Unacceptable performance, Review for systematic error



Lab : 1053

Lab Name : KRSNAA DIAGNOSTICS LTD, RAJPURA

Report Date : 19/12/2023

Cycle No : 230310

Sample No : 01

Sample Date : 25/11/2023

Clinical Path - Urine Routine Chemistry, Blood (urine), -

	N
■ All Methods	356
■ Tetramethyl benzidine Reflectometric Analysis - (Your Method)	98
■ Manual - (Your Analyzer)	156

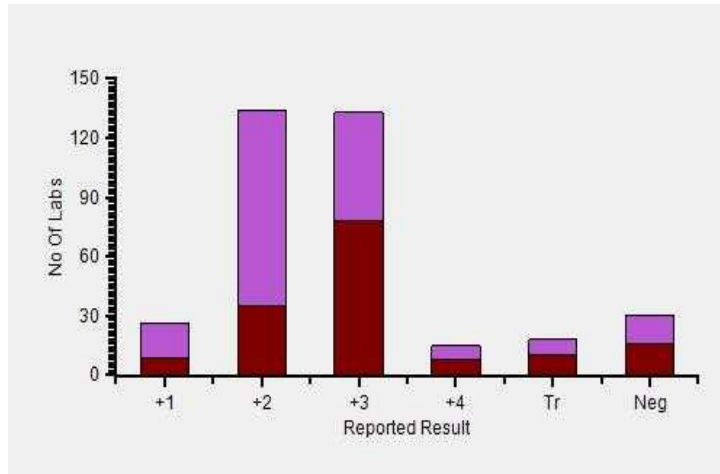
Evaluation Based On - Method wise Peer Grouping

Your Result 3+

Result Expected +1,+2,+3

Note : # is an indication that this parameter has not been evaluated

Frequency Histogram



Lab : 1053

Cycle No : 230310

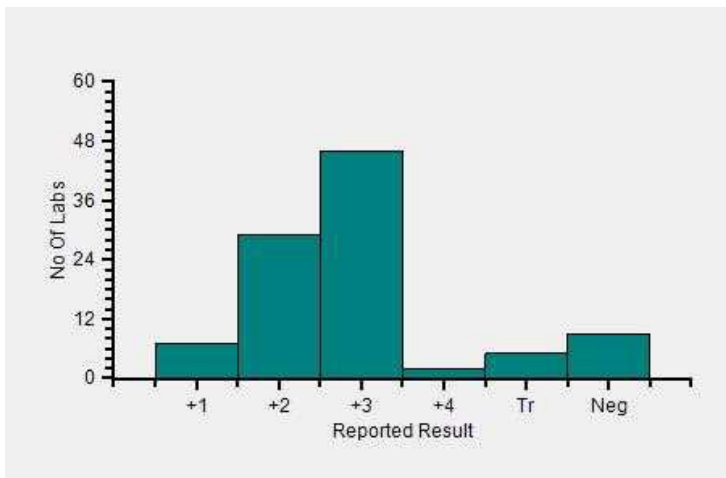
Lab Name : KRSNAA DIAGNOSTICS LTD, RAJPURA

Sample No : 01

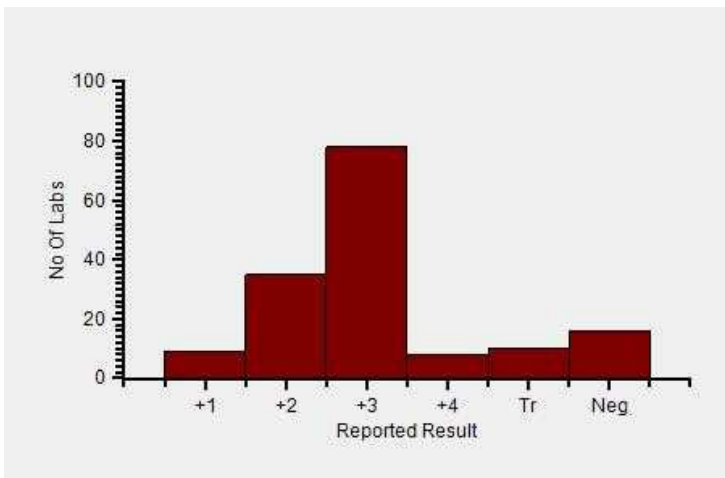
Report Date : 19/12/2023

Sample Date : 25/11/2023

Frequency Histogram Your Method



Frequency Histogram Your Analyzer



Reported Results Legends :-

+1	: 1+
+2	: 2+
+3	: 3+
+4	: 4+
Tr	: Trace
Neg	: Negative

Comments :

Interpretation when an analyte is reported for multiple samples in a Round:

a) Reported on 2 samples:

- Two out of two pass - Acceptable performance
- One out of two pass - Review for random error & take action if appropriate
- Both failed - Unacceptable performance, Review for systematic error

b) Reported on 3 samples:

- All pass - Acceptable performance
- Two out of three pass - Review for random error & take action if appropriate
- One out of three pass - Unacceptable performance, Review for systematic error
- All failed - Unacceptable performance, Review for systematic error



Lab : 1053

Cycle No : 230310

Lab Name : KRSNAA DIAGNOSTICS LTD, RAJPURA

Sample No : 01

Report Date : 19/12/2023

Sample Date : 25/11/2023

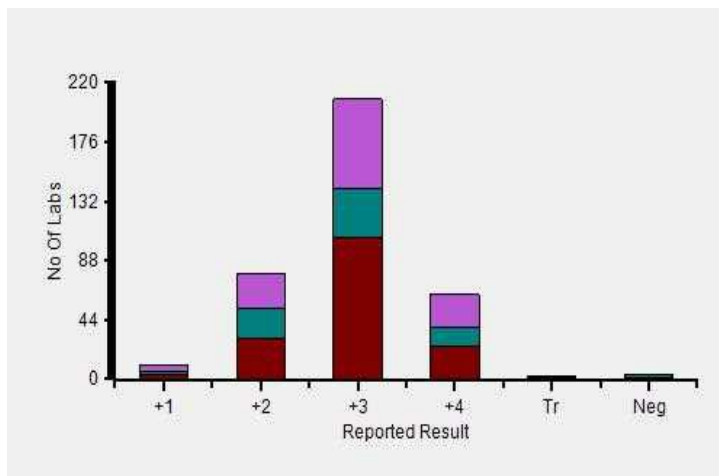
Clinical Path - Urine Routine Chemistry, Glucose (urine), -

	N
■ All Methods	365
■ Glucose oxidase peroxidase - (Your Method)	244
■ Manual - (Your Analyzer)	164

Evaluation Based On - Method wise Peer Grouping	
Your Result	2+
Result Expected	+2,+3,+4

Note : # is an indication that this parameter has not been evaluated

Frequency Histogram



Lab : 1053

Cycle No : 230310

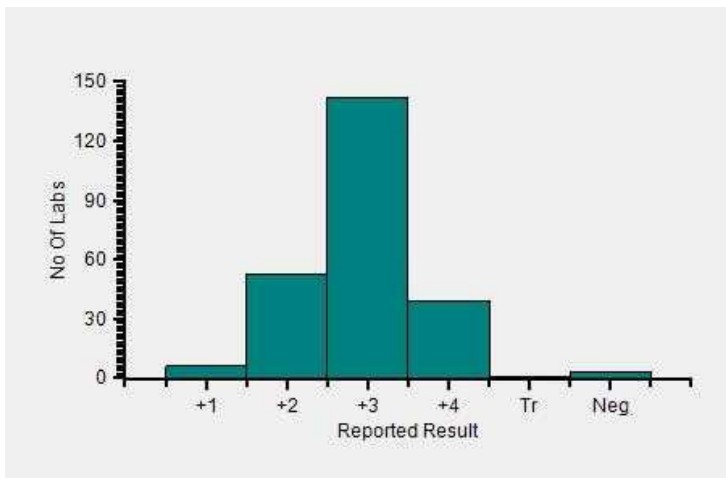
Lab Name : KRSNAA DIAGNOSTICS LTD, RAJPURA

Sample No : 01

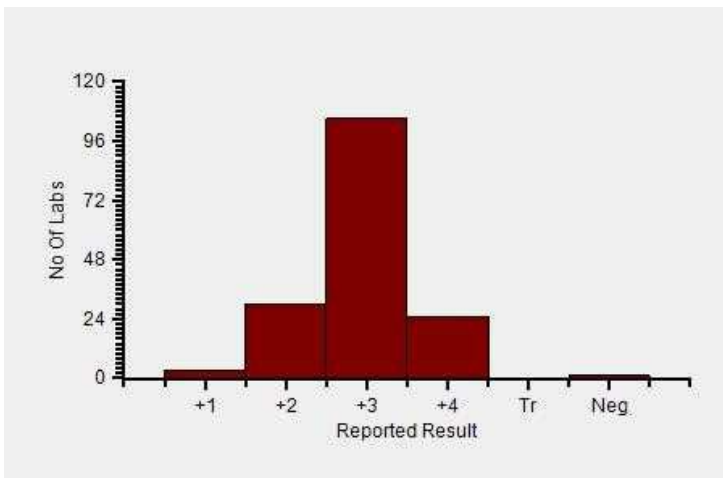
Report Date : 19/12/2023

Sample Date : 25/11/2023

Frequency Histogram Your Method



Frequency Histogram Your Analyzer



Reported Results Legends :-

+1	: 1+
+2	: 2+
+3	: 3+
+4	: 4+
Tr	: Trace
Neg	: Negative

Comments :

Interpretation when an analyte is reported for multiple samples in a Round:

a) Reported on 2 samples:

- Two out of two pass - Acceptable performance
- One out of two pass - Review for random error & take action if appropriate
- Both failed - Unacceptable performance, Review for systematic error

b) Reported on 3 samples:

- All pass - Acceptable performance
- Two out of three pass - Review for random error & take action if appropriate
- One out of three pass - Unacceptable performance, Review for systematic error
- All failed - Unacceptable performance, Review for systematic error



Lab : 1053

Lab Name : KRSNAA DIAGNOSTICS LTD, RAJPURA

Report Date : 19/12/2023

Cycle No : 230310

Sample No : 01

Sample Date : 25/11/2023

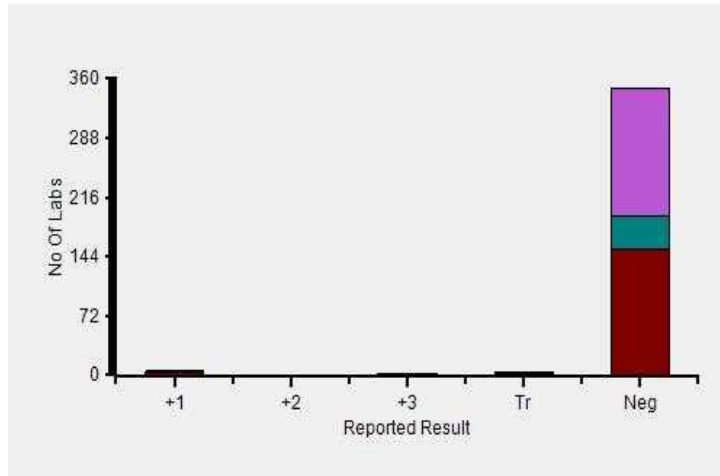
Clinical Path - Urine Routine Chemistry, Ketone (urine), -

	N
■ All Methods	359
■ Sodium nitropruside Reflectometric Analysis - (Your Method)	202
■ Manual - (Your Analyzer)	160

Evaluation Based On - Method wise Peer Grouping	
Your Result	Negative
Result Expected	Neg

Note : # is an indication that this parameter has not been evaluated

Frequency Histogram



Lab : 1053

Cycle No : 230310

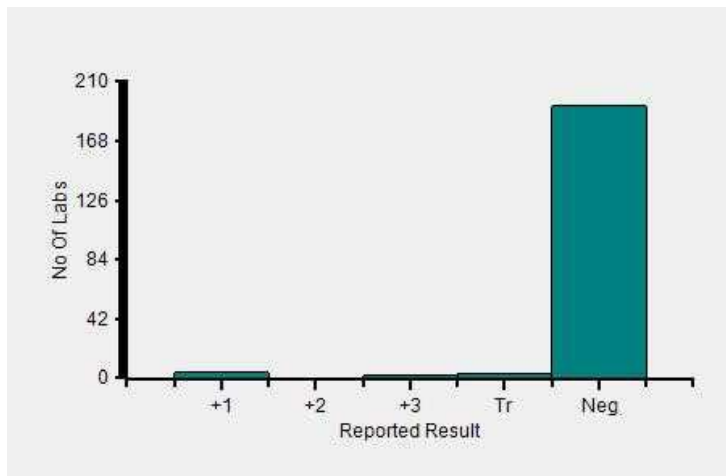
Lab Name : KRSNAA DIAGNOSTICS LTD, RAJPURA

Sample No : 01

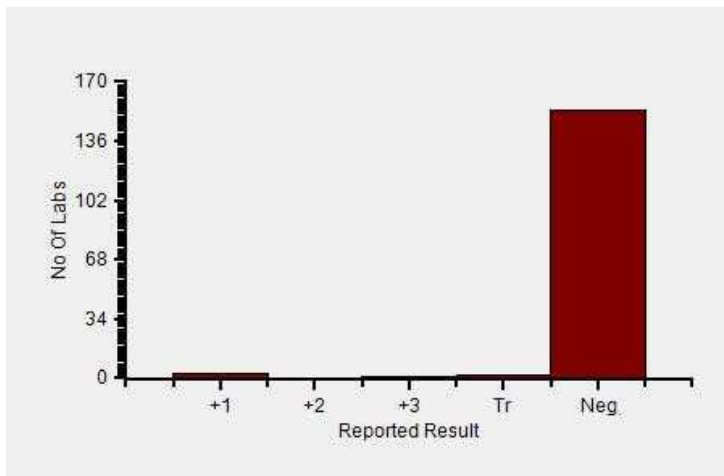
Report Date : 19/12/2023

Sample Date : 25/11/2023

Frequency Histogram Your Method



Frequency Histogram Your Analyzer



Reported Results Legends :-

+1	: 1+
+2	: 2+
+3	: 3+
Tr	: Trace
Neg	: Negative

Comments :

Interpretation when an analyte is reported for multiple samples in a Round:

a) Reported on 2 samples:

- Two out of two pass - Acceptable performance
- One out of two pass - Review for random error & take action if appropriate
- Both failed - Unacceptable performance, Review for systematic error

b) Reported on 3 samples:

- All pass - Acceptable performance
- Two out of three pass - Review for random error & take action if appropriate
- One out of three pass - Unacceptable performance, Review for systematic error
- All failed - Unacceptable performance, Review for systematic error



Lab : 1053

Cycle No : 230310

Lab Name : KRSNAA DIAGNOSTICS LTD, RAJPURA

Sample No : 01

Report Date : 19/12/2023

Sample Date : 25/11/2023

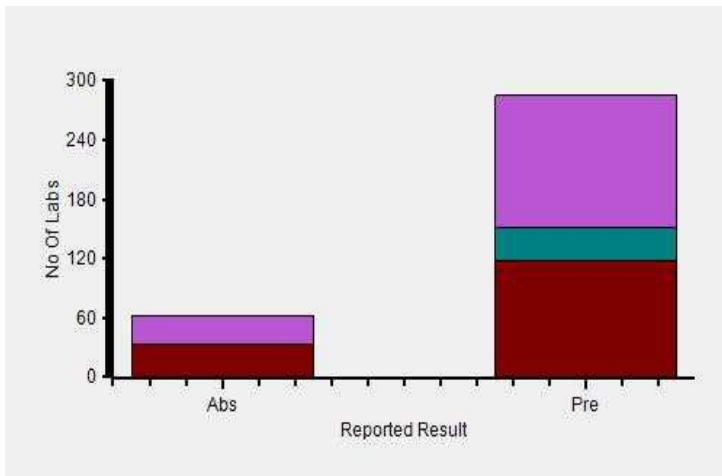
Clinical Path - Urine Routine Chemistry, Nitrite (urine), -

	N
■ All Methods	347
■ Tetrahydrobenzoquinoline - (Your Method)	185
■ Manual - (Your Analyzer)	152

Evaluation Based On - Method wise Peer Grouping	
Your Result	Present
Result Expected	Pre

Note : # is an indication that this parameter has not been evaluated

Frequency Histogram



Lab : 1053

Cycle No : 230310

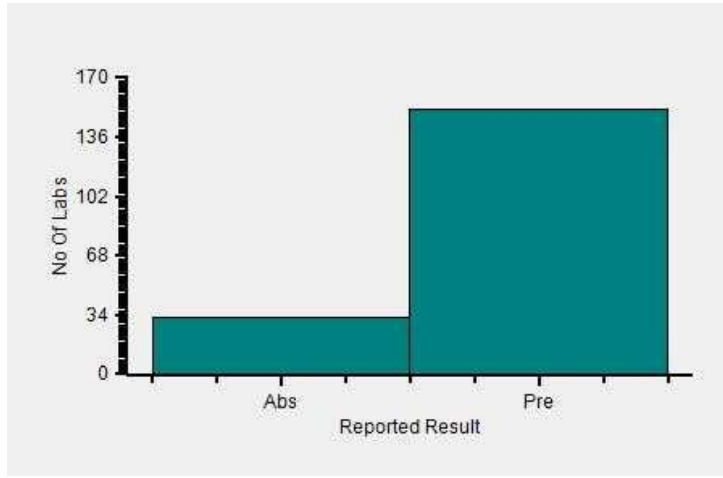
Lab Name : KRSNAA DIAGNOSTICS LTD, RAJPURA

Sample No : 01

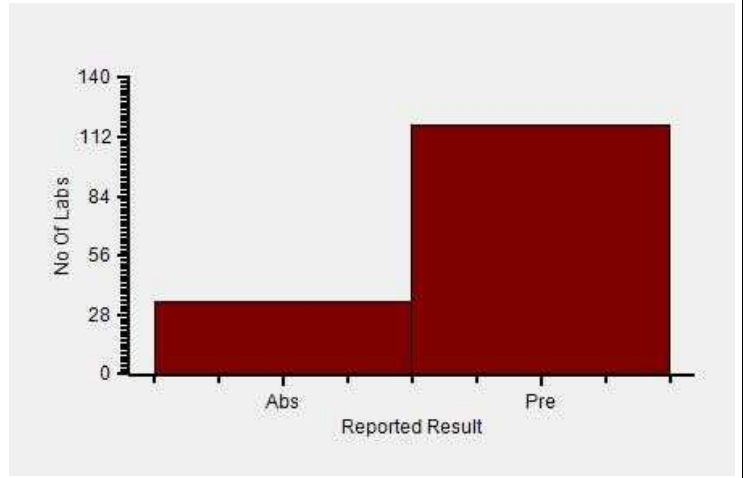
Report Date : 19/12/2023

Sample Date : 25/11/2023

Frequency Histogram Your Method



Frequency Histogram Your Analyzer



Reported Results Legends :-

Abs : Absent
Pre : Present

Comments :

Interpretation when an analyte is reported for multiple samples in a Round:

- a) Reported on 2 samples:
 - Two out of two pass - Acceptable performance
 - One out of two pass - Review for random error & take action if appropriate
 - Both failed - Unacceptable performance, Review for systematic error
- b) Reported on 3 samples:
 - All pass - Acceptable performance
 - Two out of three pass - Review for random error & take action if appropriate
 - One out of three pass - Unacceptable performance, Review for systematic error
 - All failed - Unacceptable performance, Review for systematic error



Lab : 1053

Lab Name : KRSNAA DIAGNOSTICS LTD, RAJPURA

Report Date : 19/12/2023

Cycle No : 230310

Sample No : 01

Sample Date : 25/11/2023

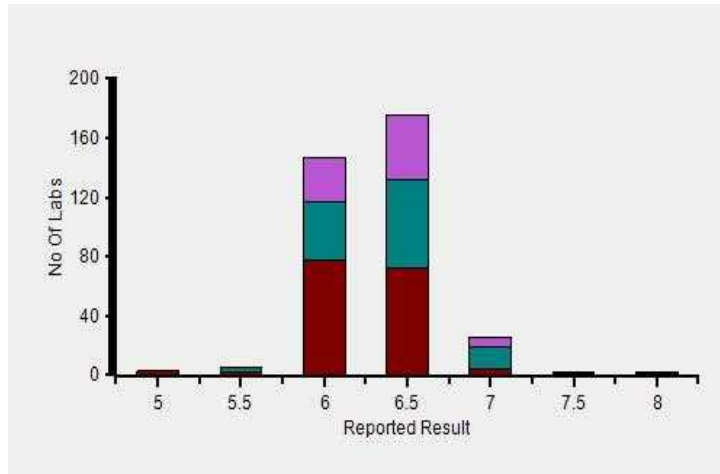
Clinical Path - Urine Routine Chemistry, pH, -

	N
■ All Methods	361
■ Indicator Principle - (Your Method)	278
■ Manual - (Your Analyzer)	160

Evaluation Based On - Method wise Peer Grouping	
Your Result	6.5
Result Expected	6,6.5,7

Note : # is an indication that this parameter has not been evaluated

Frequency Histogram



Lab : 1053

Cycle No : 230310

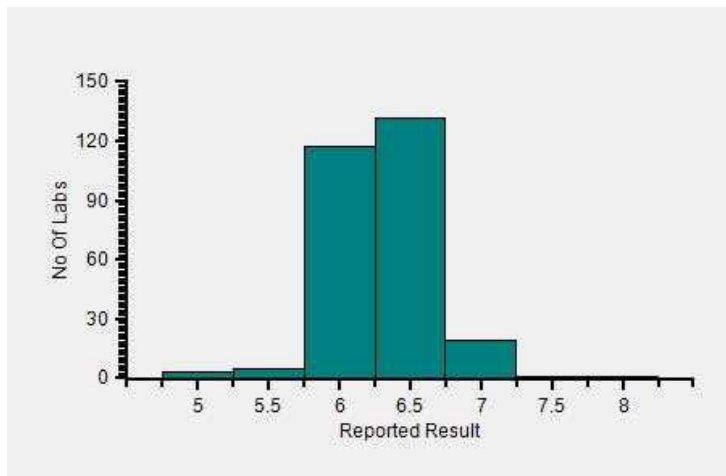
Lab Name : KRSNAA DIAGNOSTICS LTD, RAJPURA

Sample No : 01

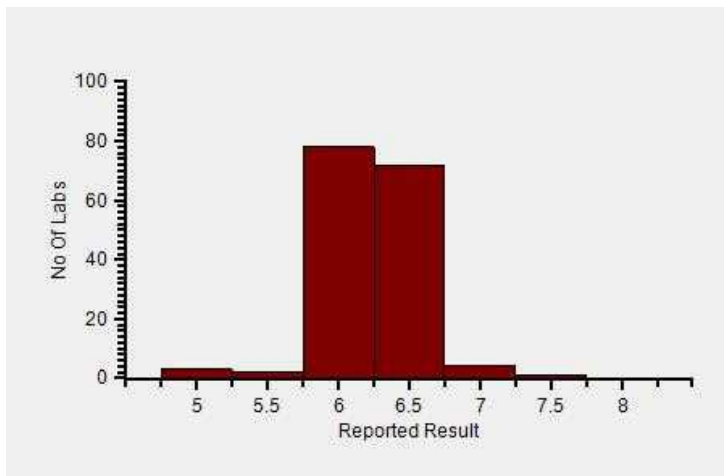
Report Date : 19/12/2023

Sample Date : 25/11/2023

Frequency Histogram Your Method



Frequency Histogram Your Analyzer



Reported Results Legends :-

5	: 5
5.5	: 5.5
6	: 6
6.5	: 6.5
7	: 7
7.5	: 7.5
8	: 8
8.5	: 8.5
9	: 9

Comments :

Interpretation when an analyte is reported for multiple samples in a Round:

a) Reported on 2 samples:

- Two out of two pass - Acceptable performance
- One out of two pass - Review for random error & take action if appropriate
- Both failed - Unacceptable performance, Review for systematic error

b) Reported on 3 samples:

- All pass - Acceptable performance
- Two out of three pass - Review for random error & take action if appropriate
- One out of three pass - Unacceptable performance, Review for systematic error
- All failed - Unacceptable performance, Review for systematic error



Lab : 1053

Lab Name : KRSNAA DIAGNOSTICS LTD, RAJPURA

Report Date : 19/12/2023

Cycle No : 230310

Sample No : 01

Sample Date : 25/11/2023

Clinical Path - Urine Routine Chemistry, Protein (Urine), -

	N
■ All Methods	364
■ Tetra-bromophenol blue Reflectometric Analysis - (Your Method)	113
■ Manual - (Your Analyzer)	163

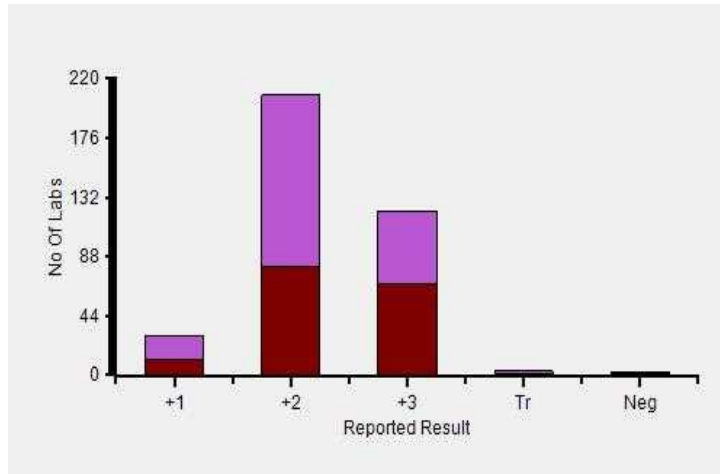
Evaluation Based On - Method wise Peer Grouping

Your Result 3+

Result Expected +1,+2,+3

Note : # is an indication that this parameter has not been evaluated

Frequency Histogram



Lab : 1053

Cycle No : 230310

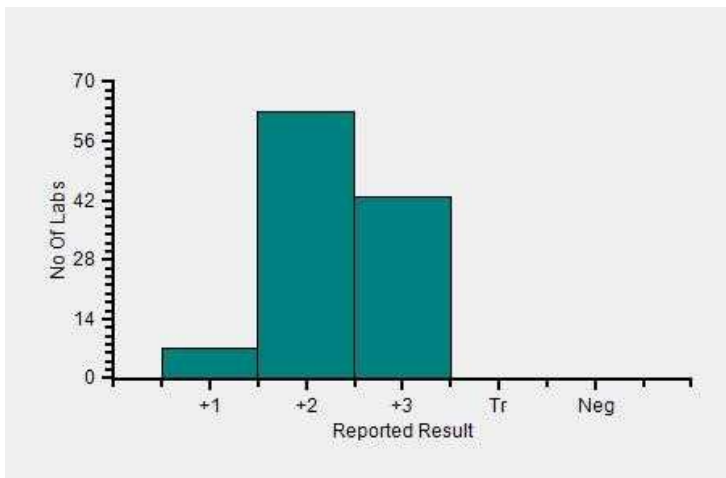
Lab Name : KRSNAA DIAGNOSTICS LTD, RAJPURA

Sample No : 01

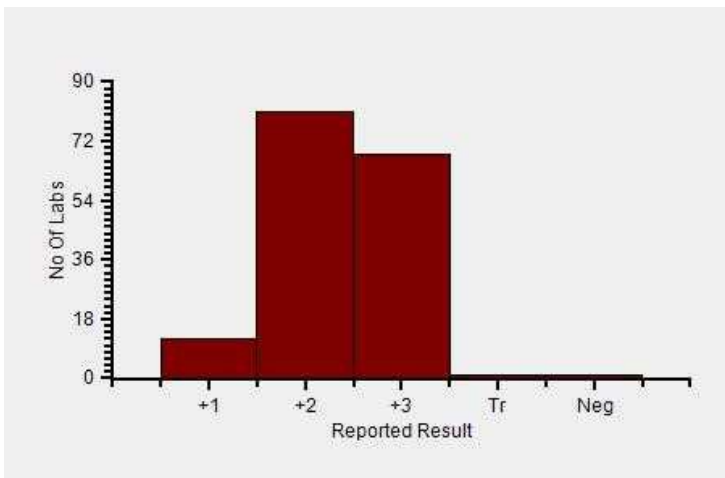
Report Date : 19/12/2023

Sample Date : 25/11/2023

Frequency Histogram Your Method



Frequency Histogram Your Analyzer



Reported Results Legends :-

+1	: 1+
+2	: 2+
+3	: 3+
Tr	: Trace
Neg	: Negative

Comments :

Interpretation when an analyte is reported for multiple samples in a Round:

a) Reported on 2 samples:

- Two out of two pass - Acceptable performance
- One out of two pass - Review for random error & take action if appropriate
- Both failed - Unacceptable performance, Review for systematic error

b) Reported on 3 samples:

- All pass - Acceptable performance
- Two out of three pass - Review for random error & take action if appropriate
- One out of three pass - Unacceptable performance, Review for systematic error
- All failed - Unacceptable performance, Review for systematic error



Lab : 1053

Cycle No : 230310

Lab Name : KRSNAA DIAGNOSTICS LTD, RAJPURA

Sample No : 01

Report Date : 19/12/2023

Sample Date : 25/11/2023

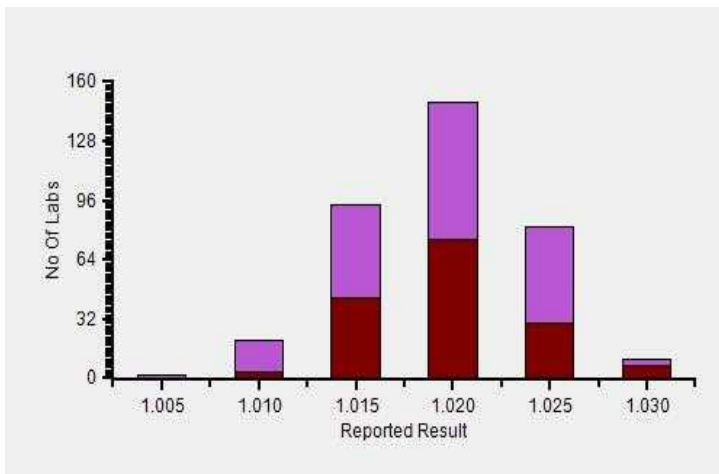
Clinical Path - Urine Routine Chemistry, Specific Gravity, -

	N
■ All Methods	357
■ pH Indicator dye - (Your Method)	78
■ Manual - (Your Analyzer)	158

Evaluation Based On - Method wise Peer Grouping	
Your Result	1.015
Result Expected	1.015,1.020,1.025

Note : # is an indication that this parameter has not been evaluated

Frequency Histogram



Lab : 1053

Cycle No : 230310

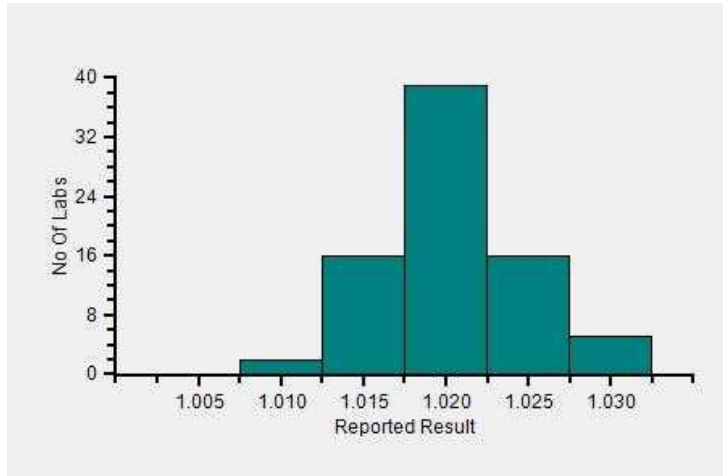
Lab Name : KRSNAA DIAGNOSTICS LTD, RAJPURA

Sample No : 01

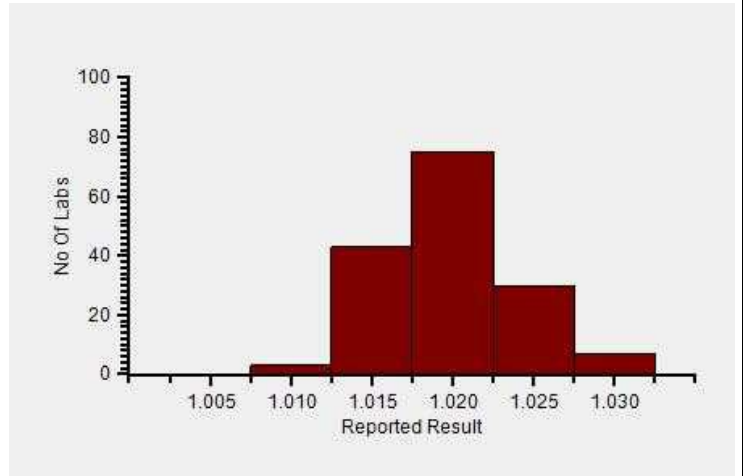
Report Date : 19/12/2023

Sample Date : 25/11/2023

Frequency Histogram Your Method



Frequency Histogram Your Analyzer



Reported Results Legends :-

1.005	: 1.005
1.010	: 1.010
1.015	: 1.015
1.020	: 1.020
1.025	: 1.025
1.030	: 1.030
1.035	: 1.035

Comments :

Interpretation when an analyte is reported for multiple samples in a Round:

a) Reported on 2 samples:

- Two out of two pass - Acceptable performance
- One out of two pass - Review for random error & take action if appropriate
- Both failed - Unacceptable performance, Review for systematic error

b) Reported on 3 samples:

- All pass - Acceptable performance
- Two out of three pass - Review for random error & take action if appropriate
- One out of three pass - Unacceptable performance, Review for systematic error
- All failed - Unacceptable performance, Review for systematic error



Lab : 1053

Cycle No : 230310

Lab Name : KRSNAA DIAGNOSTICS LTD, RAJPURA

Sample No : 01

Report Date : 19/12/2023

Sample Date : 25/11/2023

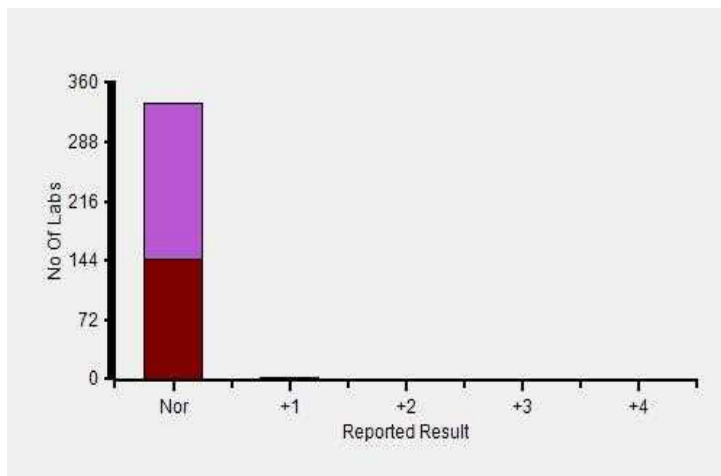
Clinical Path - Urine Routine Chemistry, Urobilinogen (urine), -

	N
■ All Methods	337
■ Diazonium salt - (Your Method)	139
■ Manual - (Your Analyzer)	147

Evaluation Based On - Method wise Peer Grouping	
Your Result	Normal
Result Expected	Nor

Note : # is an indication that this parameter has not been evaluated

Frequency Histogram



Lab : 1053

Lab Name : KRSNAA DIAGNOSTICS LTD, RAJPURA

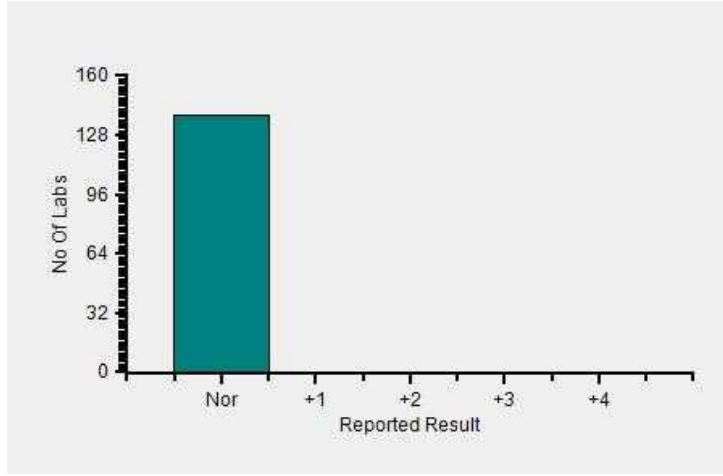
Report Date : 19/12/2023

Cycle No : 230310

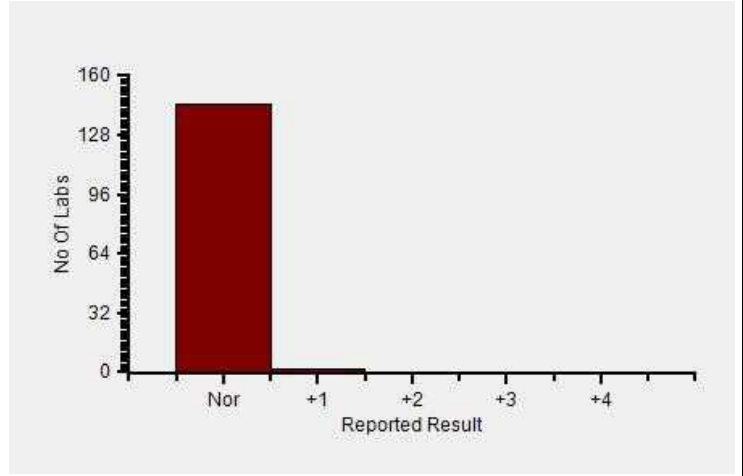
Sample No : 01

Sample Date : 25/11/2023

Frequency Histogram Your Method



Frequency Histogram Your Analyzer



Reported Results Legends :-

Nor	: Normal
+1	: 1+
+2	: 2+
+3	: 3+
+4	: 4+

Comments :

Interpretation when an analyte is reported for multiple samples in a Round:

a) Reported on 2 samples:

- Two out of two pass - Acceptable performance
- One out of two pass - Review for random error & take action if appropriate
- Both failed - Unacceptable performance, Review for systematic error

b) Reported on 3 samples:

- All pass - Acceptable performance
- Two out of three pass - Review for random error & take action if appropriate
- One out of three pass - Unacceptable performance, Review for systematic error
- All failed - Unacceptable performance, Review for systematic error

Dr Puneet Kumar Nigam

Dr Puneet Kumar Nigam
PT coordinator & Technical Manager, MHL EQAS
Unit No. 409-416.
Commercial Building - 1A
Kohinoor Mall, Kirool Road, Kurla (W),
Mumbai - 400070

This is a computer generated report hence signature is not required



PC-1022

Lab : 1053

Cycle No : 230310

Lab Name : KRSNAA DIAGNOSTICS LTD, RAJPURA

Sample No : 01

Report Date : 19/12/2023

Sample Date : 25/11/2023

Clinical Path - Urine Sediment Analysis Image, Crystal, -

■ All Methods

N

■ -- (Your Method)

238

■ -- (Your Analyzer)

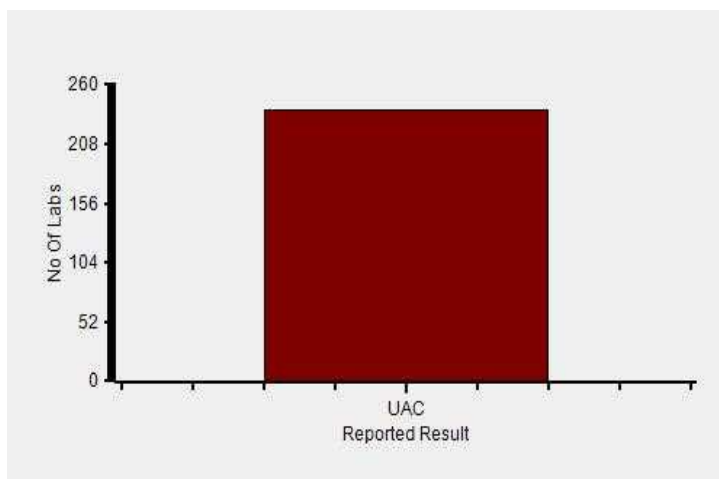
238

238

Your Result	Uric acid crystal
Result Expected	UAC

Note : # is an indication that this parameter has not been evaluated

Frequency Histogram



Lab : 1053

Cycle No : 230310

Lab Name : KRSNAA DIAGNOSTICS LTD, RAJPURA

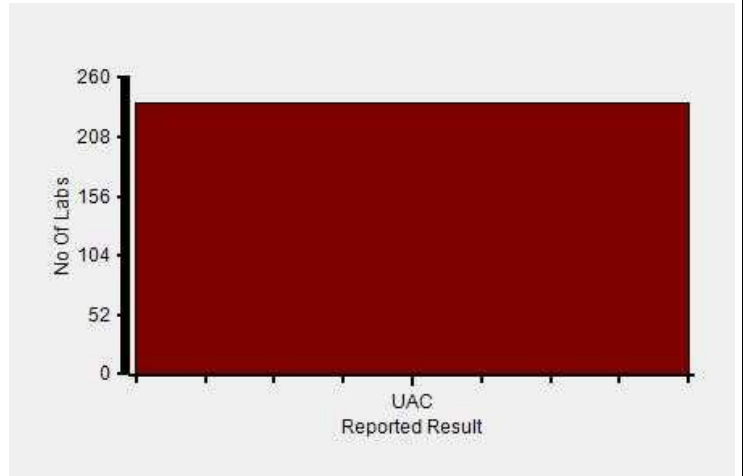
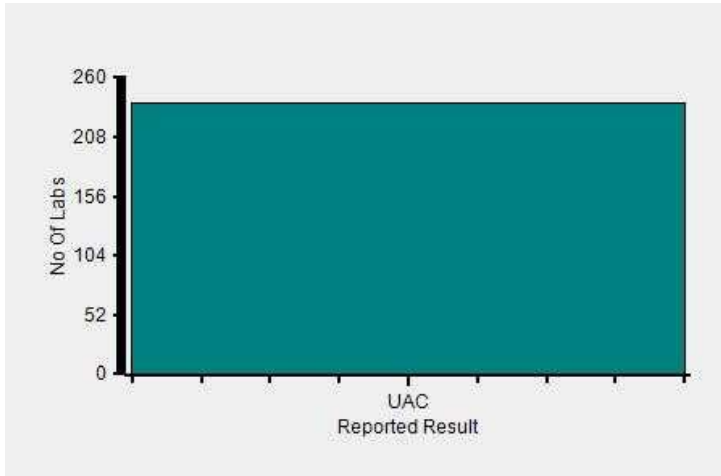
Sample No : 01

Report Date : 19/12/2023

Sample Date : 25/11/2023

Frequency Histogram Your Method

Frequency Histogram Your Analyzer



Reported Results Legends :-

TPC	: Triple phosphate crystal
UAC	: Uric acid crystal
CC	: Cystine crystal
SC	: Sulfonamide crystal
UC	: Urate crystal
CaOx	: Calcium oxalate crystal
BC	: Bilirubin crystals
CHC	: Cholesterol crystals
ABC	: Ammonium Biurate crystal
NCS	: No crystal seen
APC	: Ammonium phosphate crystal
APC	: Amorphous Phosphate Crystal
CYSTCRYS	: Cystine crystals
STRUCRYS	: Struvite crystals

Comments :

Interpretation when an analyte is reported for multiple samples in a Round:

- a) Reported on 2 samples:
 - Two out of two pass - Acceptable performance
 - One out of two pass - Review for random error & take action if appropriate
 - Both failed - Unacceptable performance, Review for systematic error
- b) Reported on 3 samples:
 - All pass - Acceptable performance



Lab : 1053

Lab Name : KRSNAA DIAGNOSTICS LTD, RAJPURA

Report Date : 19/12/2023

Cycle No : 230310

Sample No : 01

Sample Date : 25/11/2023

- Two out of three pass
 - One out of three pass
 - All failed
- Review for random error & take action if appropriate
 - Unacceptable performance, Review for systematic error
 - Unacceptable performance, Review for systematic error

Dr Puneet Kumar Nigam

Dr Puneet Kumar Nigam
PT coordinator & Technical Manager, MHL EQAS
Unit No. 409-416.
Commercial Building - 1A
Kohinoor Mall, Kiro Road, Kurla (W),
Mumbai - 400070

This is a computer generated report hence signature
is not required



PC-1022