



# RML- Quality Assurance Program (RML-QAP)



## Urine Routine Analysis

### ALL METHOD REPORT

Lab Code: 3022

Cycle - 12/2023  
Round No -12

Date: 29/12/2023

Parameters	Units	No.of. Participants	Consensus		Consensus Result	Your Value	Remark
			Number	%			
Specific Gravity	-	359	328	91%	1.010-1.020	1.020	Within Consensus
pH	-	360	314	87%	6.0	6.0	Within Consensus
Leukocytes	/µl	353	336	95%	Negative	Negative	Within Consensus
Nitrite	-	350	328	94%	Negative	Negative	Within Consensus
Protein	mg/dl	356	333	94%	Negative	Negative	Within Consensus
Glucose	mg/dl	359	349	97%	Negative	Negative	Within Consensus
Ketones	-	359	347	97%	Negative	Negative	Within Consensus
Urobilinogen	mg/dl	357	338	95%	Negative	Negative	Within Consensus
Bilirubin	mg/dl	357	344	96%	Negative	Negative	Within Consensus
Blood (Hemoglobin)	/µl	358	339	95%	Negative	Negative	Within Consensus

Legends	≥ 60% Consensus	(*) Outside Consensus	(@) No Consensus	(.) Not Reported	(#)Late Result Submission
---------	-----------------	-----------------------	------------------	------------------	---------------------------

Chief Coordinator

Dr.Sanjay Mehrotra

Programme Director

Dr.Bandana Mehrotra

Checked By:

Prepared By: A.P

Page 1 of 4

Doc. No.: ASS/ER/10/R 01 /Dt.: 05.01.2022



Address: B-171, Nirala Nagar, Lucknow-226020. Ph : 4034100-130 (30 Lines), 4077180, 2788444 Fax : (0522)2788555  
Email: rmlresearchfoundation@gmail.com Website: www.rmlpathology.com

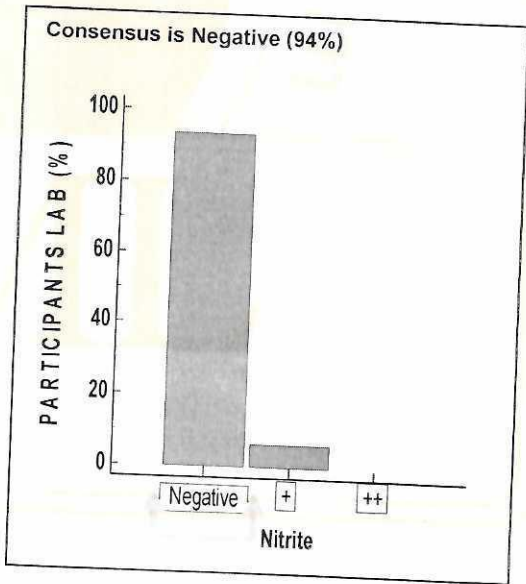
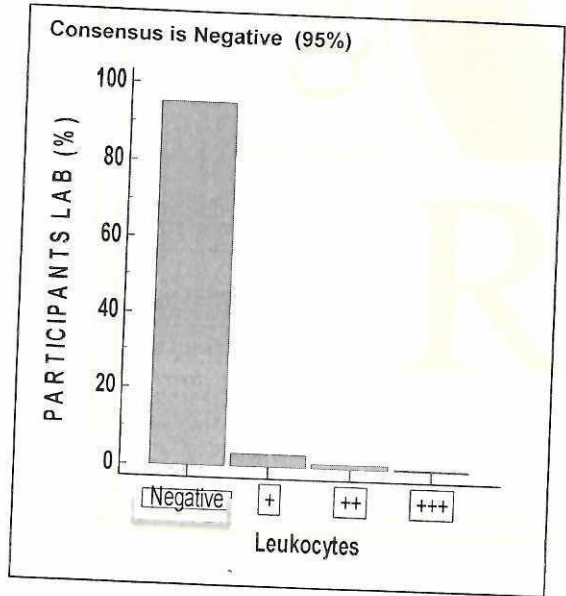
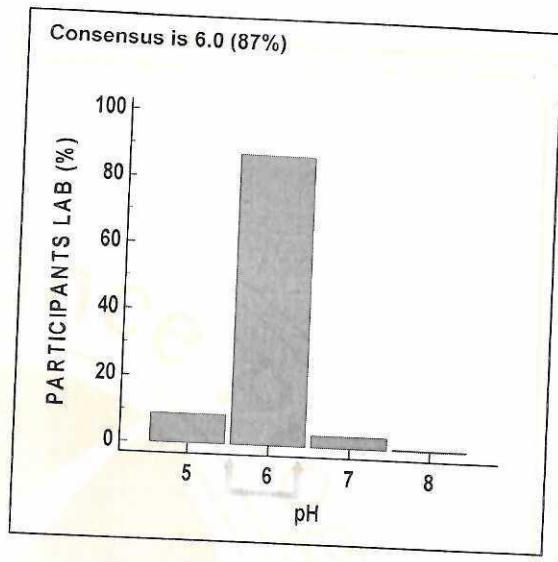
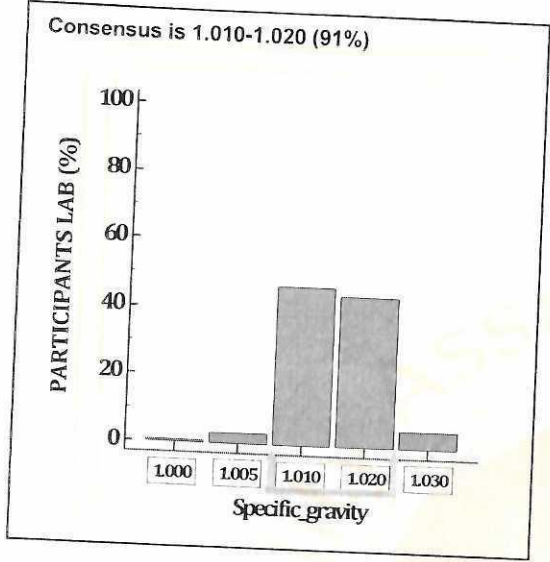
Continuous Efforts And Execution Leads To Quality Excellence

## URINE ROUTINE ANALYSIS

### GRAPHICAL REPORT

Cycle - 12/2023  
Round-12

Date:29/12/2023





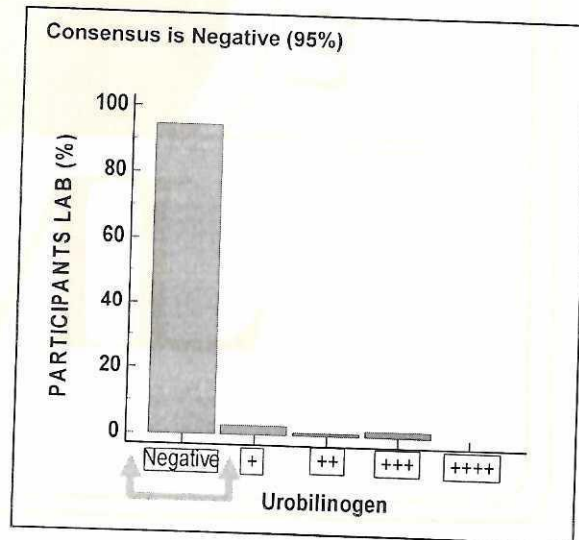
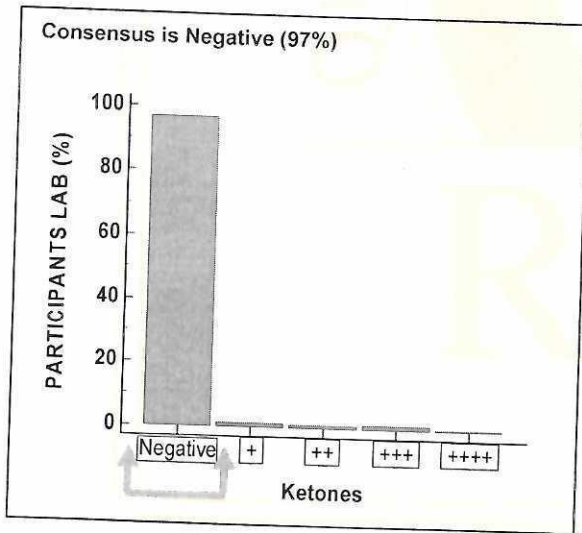
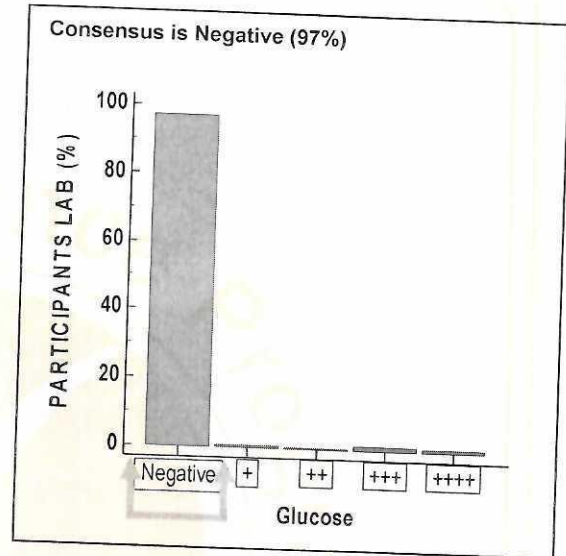
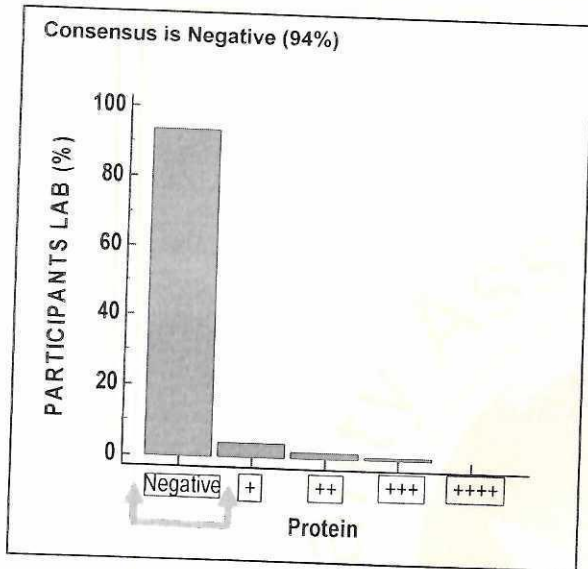
## URINE ROUTINE ANALYSIS

### GRAPHICAL REPORT

Cycle - 12/2023

Round-12

Date:29/12/2023





## URINE ROUTINE ANALYSIS

### GRAPHICAL REPORT

Cycle - 12/2023

Round-12

Date:29/12/2023

