



RML- Quality Assurance Program (RML-QAP)



BIO-CHEMISTRY-01

ALL METHOD REPORT

Lab Code: 3137

Cycle - 12/2023

Round No - 12

Date: 29/12/2023

Parameters	Units	No. of Participants	Robust Mean	Robust Standard deviation (SD)	Uncertainty of Assign Values	Range (± 2 SD)	Your Value	Z Score
Albumin	g/dL	216	4.2	0.3	0.02	3.7-4.7	.	-
Alkaline Phosphatase	U/L	214	179.7	32.0	2.73	115.8-243.7	154	-0.8
Bilirubin Total	mg/dL	221	1.5	0.2	0.02	1.1-1.9	1.5	0.1
Calcium(Total)	mg/dL	193	8.8	0.5	0.04	7.8-9.7	.	-
Cholesterol (Total)	mg/dL	210	148.3	9.8	0.84	128.8-167.8	.	-
Creatinine	mg/dL	222	1.5	0.2	0.01	1.2-1.8	1.6	0.8
Glucose	mg/dL	224	97.9	5.7	0.47	86.6-109.2	94	-0.7
HDL	mg/dL	198	50.9	5.8	0.52	39.3-62.5	.	-
Potassium	mEq/L	171	4.0	0.1	0.01	3.7-4.3	.	-
Protein (Total)	g/dl	215	5.7	0.4	0.03	5.0-6.5	.	-
Sodium	mEq/L	171	138.9	3.5	0.33	131.9-145.9	.	-
SGPT/ALT	U/L	219	30.5	3.7	0.31	23.0-37.9	40	2.6
SGOT/AST	U/L	220	30.0	3.1	0.26	23.7-36.3	*40	3.2
Triglyceride	mg/dL	209	98.6	6.1	0.53	86.4-110.9	.	-
Urea	mg/dL	222	43.2	3.7	0.31	35.9-50.5	44	0.2
Uric Acid	mg/dl	213	5.9	0.4	0.04	5.0-6.7	6.0	0.4

Interpretation of Z Score :

Z Score Value(+/-)	$[Z] \leq 2.0$	$2.0 < [Z] < 3.0$	$[Z] \geq 3.0$
Interpretation	Satisfactory Performance No signal	Questionable Warning Signal	Unsatisfactory Performance action Signal

Legends	(*) Excluded From Group Mean	{ } Not Reported	(#)Late Result Submission	(\$)Reported in other Unit
---------	------------------------------	------------------	---------------------------	----------------------------

Chief Coordinator

Dr.Sanjay Mehrotra

Checked By:

Prepared by: PS

Programme Director

Dr.Bandana Mehrotra

Page 1 of 7



Address: B-171, Nirala Nagar, Lucknow-226020. Ph.: 4034100-130 (30 Lines), 4077180, 2788444 Fax : (0522)2788555
Email: rmlresearchfoundation@gmail.com Website: www.rmlpathology.com

Continuous Efforts And Execution Leads To Quality Excellence



PC 1001

RML- Quality Assurance Program (RML-QAP)



BIO-CHEMISTRY-01

METHOD WISE REPORT

Lab Code: 3137

Cycle - 12/2023

Round No - 12

Date: 29/12/2023

Note: @ Parameters are not part of Method Group

Parameters	Units	Method Group	No. of Participants	Robust Mean	Robust Standard deviation (SD)	Uncertainty of Assign Values	Range (± 2 SD)	Your Value	Z Score
Albumin @	g/dL	Bromocresal Green (BCG)	109	4.2	0.3	0.04	3.7-4.7	-	-
Alkaline Phosphatase	U/L	PNPP	114	176.3	29.8	3.49	116.7-236.0	154	-0.7
Bilirubin Total	mg/dL	Diazonium Ion	76	1.5	0.2	0.03	1.2-1.9	1.5	0.0
Calcium(Total) @	mg/dL	Arsenazo iii	75	8.9	0.5	0.07	7.9-9.8	-	-
Cholesterol (Total) @	mg/dL	Cholesterol Oxidase,esterase, peroxidase	112	148.6	9.0	1.06	130.6-166.5	-	-
Creatinine @	mg/dL	Alkaline Picrate	76	1.5	0.1	0.01	1.3-1.7	-	-
Glucose	mg/dL	Glucose oxidase,hydrogen peroxide(Trinder)	89	98.0	5.3	0.70	87.5-108.6	94	-0.8
HDL @	mg/dL	Direct Measure	93	51.1	5.2	0.67	40.6-61.5	-	-
Potassium @	mEq/L	ISE Direct	80	4.0	0.1	0.01	3.8-4.2	-	-
Protein (Total) @	g/dl	Protein Biuret	108	5.8	0.4	0.05	5.0-6.5	-	-
Sodium @	mEq/L	ISE Direct	76	138.6	3.6	0.52	131.5-145.7	-	-
SGPT/ALT @	U/L	UV with P5P	60	30.4	4.9	0.79	20.6-40.2	-	-
SGOT/AST @	U/L	UV with P5P	62	30.1	3.8	0.60	22.5-37.7	-	-
Triglyceride @	mg/dL	Enzymatic	109	98.8	6.0	0.72	86.8-110.8	-	-
Urea	mg/dL	Urease	113	43.0	3.9	0.46	35.2-50.8	44	0.3
Uric Acid	mg/dl	Uricase	117	5.9	0.3	0.03	5.4-6.4	6.0	0.3

Interpretation of Z Score :

Z Score Value(+/-)	$[Z] \leq 2.0$	$2.0 < [Z] < 3.0$	$[Z] \geq 3.0$
Interpretation	Satisfactory Performance No signal	Questionable Warning Signal	Unsatisfactory Performance action Signal

Legends	(*) Excluded From Group Mean	{ } Not Reported	(#)Late Result Submission	(\$)Reported in other Unit
---------	------------------------------	------------------	---------------------------	-----------------------------

Chief Coordinator

Dr.Sanjay Mehrotra

Checked By:

Prepared by: PS

Programme Director

Dr.Bandana Mehrotra

Page 2 of 7

Doc. No.: ASS / FR / 03A / R 01 / Dt.: 05.01.2022



Address: B-171, Nirala Nagar, Lucknow-226020. Ph.: 4034100-130 (30 Lines), 4077180, 2788444 Fax : (0522)2788555
 Email: rmlresearchfoundation@gmail.com Website: www.rmlpathology.com

Continuous Efforts And Execution Leads To Quality Excellence



RML- Quality Assurance Program (RML-QAP)



BIO-CHEMISTRY-01

METHOD WISE REPORT-PART-02

Cycle - 12/2023
Round No - 12

Date: 29/12/2023

Lab Code: 3137

Note: @ Parameters are not part of Method Group

Parameters	Units	Method Group	No. of Participants	Robust Mean	Robust Standard deviation (SD)	Uncertainty of Assign Values	Range (± 2 SD)	Your Value	Z Score
Creatinine @	mg/dL	Enzymatic	41	1.5	0.1	0.02	1.2-1.8	-	-
Glucose @	mg/dL	Hexokinase	37	96.7	4.1	0.84	255.0-287.3	-	-
HDL @	mg/dL	Direct Measure, Immunoinhibition	20	50.1	6.1	1.71	38.0-62.2	-	-
SGPT/ALT	U/L	UV without PSP	59	29.8	4.2	0.68	21.4-38.3	40	2.4
SGOT/AST	U/L	UV without PSP	61	29.7	3.5	0.56	22.7-36.8	40	2.9
Urea @	mg/dL	Urease, UV	53	42.7	3.6	0.62	35.6-49.8	-	-

Interpretation of Z Score :

Z Score Value(+/-)	$[Z] \leq 2.0$	$2.0 < [Z] < 3.0$	$[Z] \geq 3.0$
Interpretation	Satisfactory Performance No signal	Questionable Warning Signal	Unsatisfactory Performance action Signal

Legends	(*) Excluded From Group Mean	{ } Not Reported	(#)Late Result Submission	(S)Reported in other Unit
---------	------------------------------	------------------	---------------------------	---------------------------

Chief Coordinator

Dr. Sanjay Mehrotra

Checked By:

Prepared by: PS

Programme Director

Dr. Bandana Mehrotra

Page 3 of 7

Doc. No.: ASS / FR / 03 B / R 01 / Dt.: 05.01.2022



Address: B-171, Nirala Nagar, Lucknow-226020, Ph.: 4034100-130 (30 Lines), 4077180, 2788444 Fax : (0522)2788555
Email: rmlresearchfoundation@gmail.com Website: www.rmlpathology.com

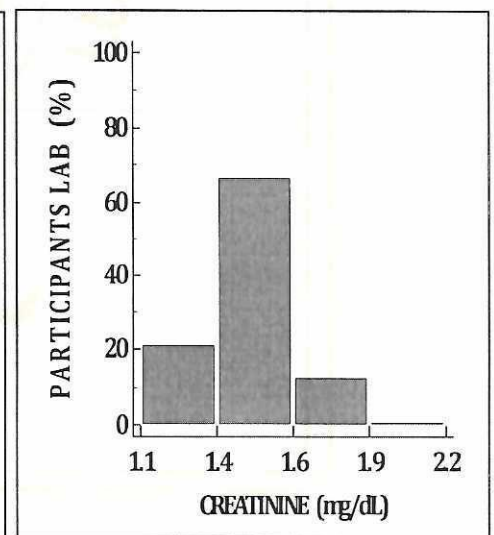
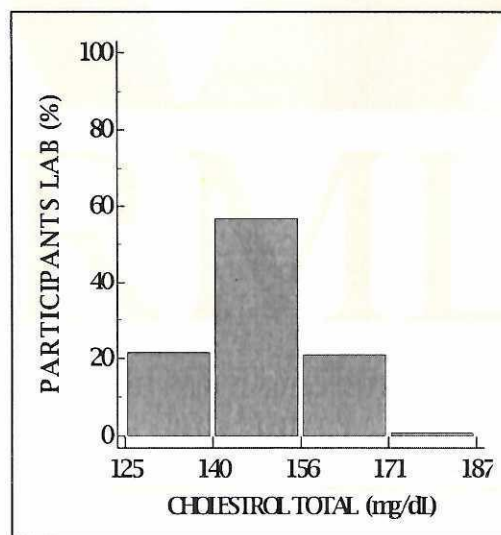
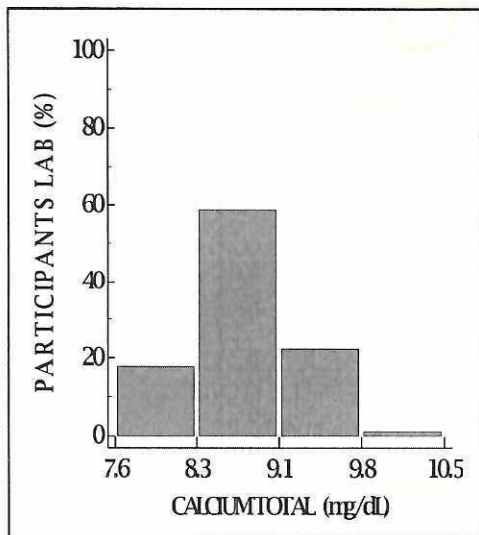
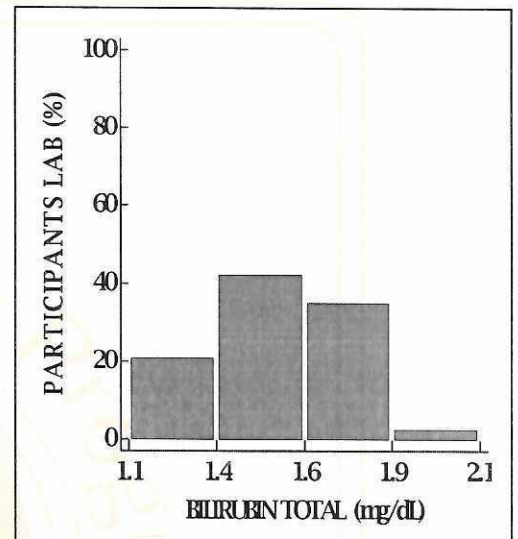
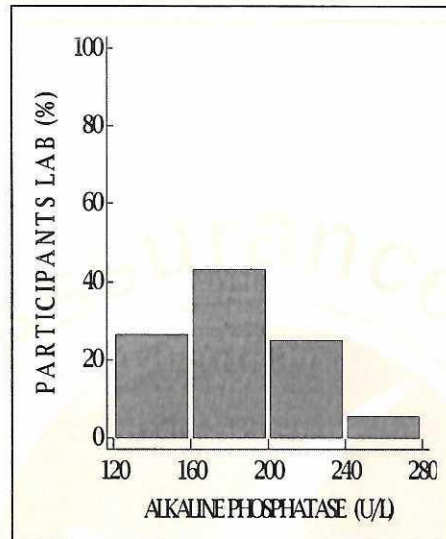
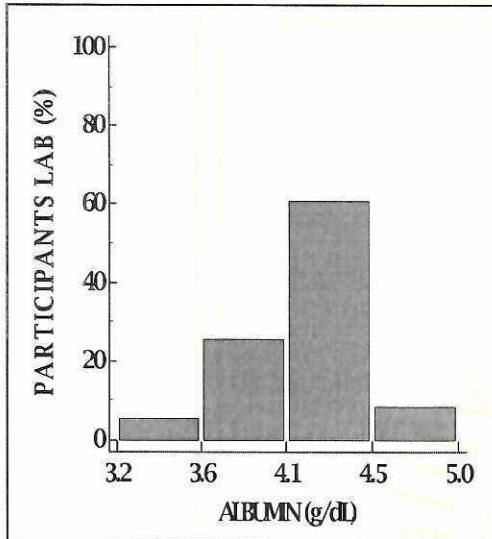
Continuous Efforts And Execution Leads To Quality Excellence

BIO-CHEMISTRY-01

GRAPHICAL REPORT

Cycle - 12/2023
Round- 12

Date: 29/12/2023

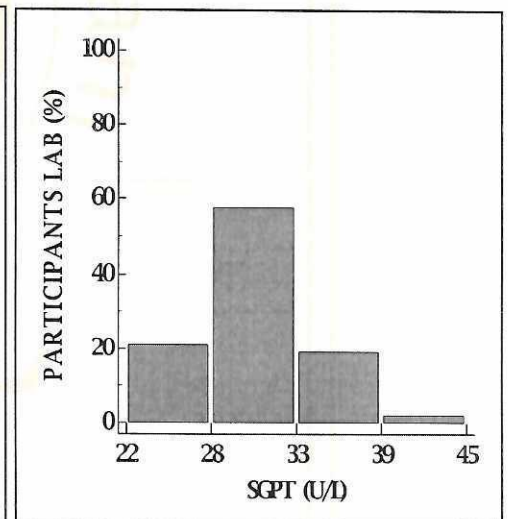
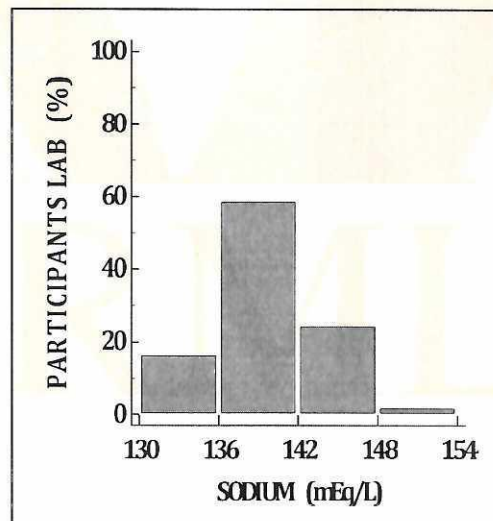
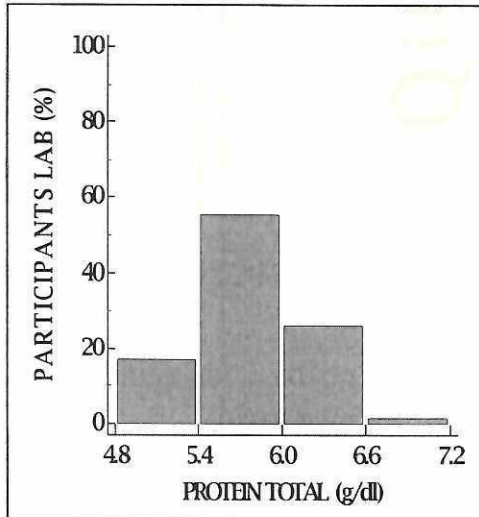
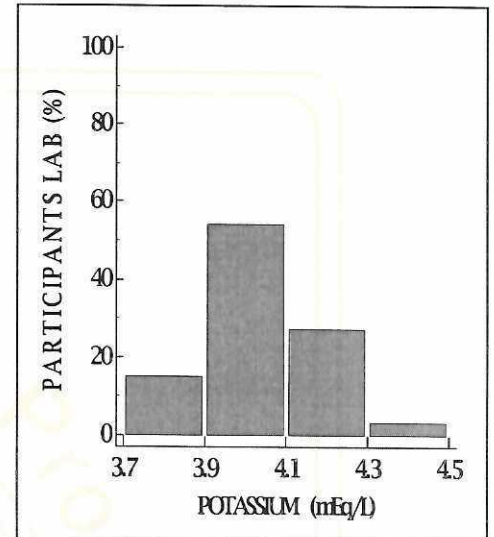
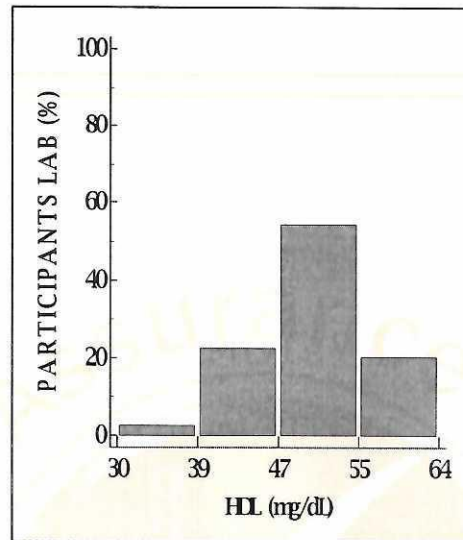
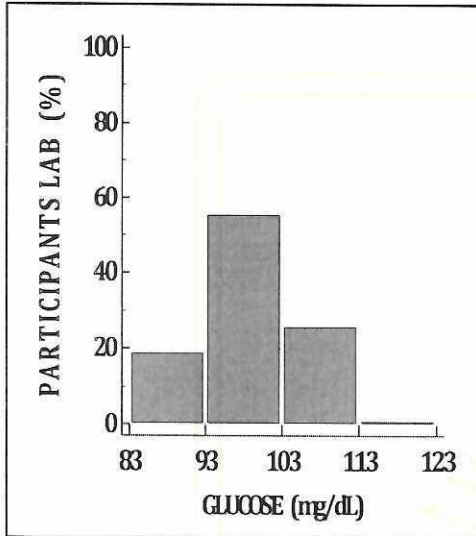


BIO-CHEMISTRY-01

GRAPHICAL REPORT

Cycle - 12/2023
Round- 12

Date: 29/12/2023



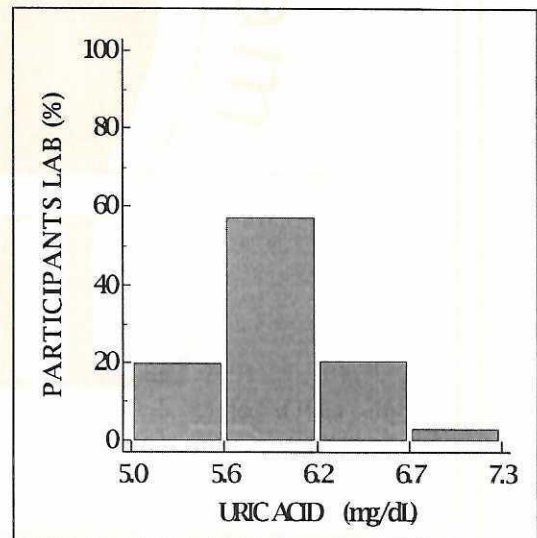
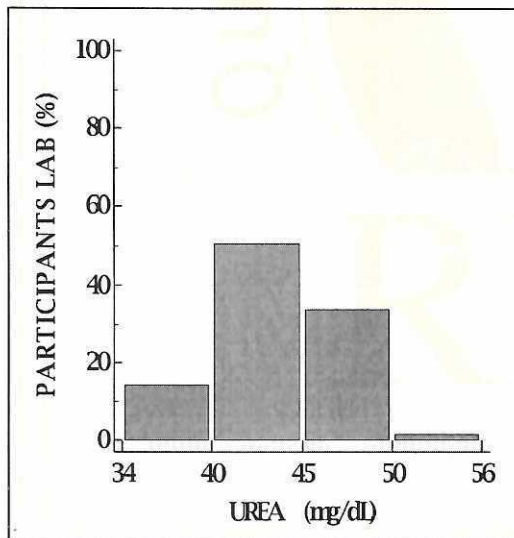
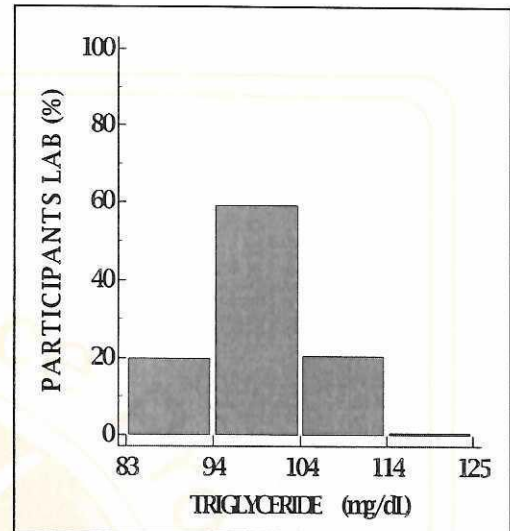
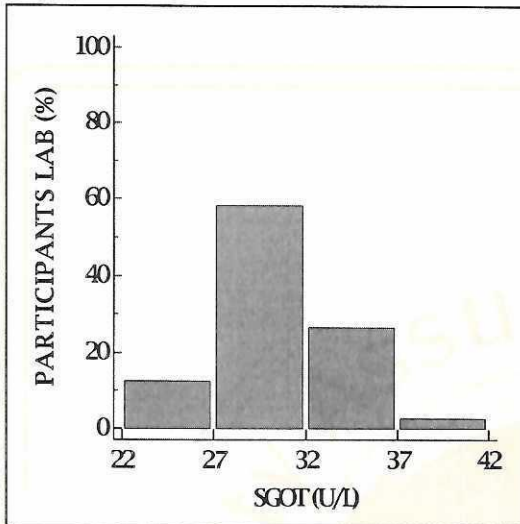
BIO-CHEMISTRY-01

GRAPHICAL REPORT

Cycle - 12/2023

Round- 12

Date: 29/12/2023





Basic Biochemistry-01

ALL PARTICIPANTS COMPLETE DATA REPORT

Cycle - 12/2023
Round No -12

Date: 29/12/2023

Note:- This report is only for information about the participants performance in the particular round

Parameters	Total No. of Participants	No. of Responses	No of Participant Excluded from Robust Group Mean	No. of Participants Z Score b/w 0.0 - 2	No. of Participants Z Score b/w 2.1 - 2.9	No. of Participants Z Score >3
Albumin	307	216	11	186	19	11
Alkaline Phosphatase	307	214	15	187	12	15
Bilirubin Total	307	221	8	194	19	8
Calcium(Total)	307	193	14	163	16	14
Cholesterol (Total)	307	210	8	189	13	8
Creatinine	307	222	10	204	8	10
Glucose	307	224	16	193	15	16
HDL	307	198	17	170	11	17
Potassium	307	171	13	143	15	13
Protien (Total)	307	215	11	192	12	11
Sodium	307	171	10	153	8	10
SGPT/ALT	307	219	15	193	11	15
SGOT/AST	307	220	21	185	14	21
Triglyceride	307	209	15	180	14	15
Urea	307	222	12	205	5	12
Uric Acid	307	213	9	184	20	9

****End of Report****

Page 7 of 7

Doc. No.: ASS / FR / 01 / R 00 / Dt.: 01.07.2012

