




CALIBRATION CERTIFICATE

Page 1 of 1

1. Customer Name:	M/s. Cluepath Diagnostics LLP, No.19A, New High School Road, VV Puram, Bangalore - 560004	6. Certificate No:	RCPL/23-24/TH/I5353-02		
		7. ULR No:	CC221523000018712F		
		8. Date of ISSUE:	24-11-2023		
2. SRF No:	I5353	9. Date of Calibration:	17-11-2023		
3. Date of SRF/Receipt:	17-11-2023	10. Next Cal Due:	16-11-2024		
4. Discipline:	Thermal Calibration	11. Calibration SOP No:	RCPL/SOP/TH-01		
5. Calibrated At:	Thermal Lab	12. Condition of DUC on Receipt:	Functional		
13. ENVIRONMENTAL CONDITION: Temperature: 25±4°C / Humidity: 30 to 75%R.H					
14. DUC DETAILS:					
Nomenclature :	Digital Thermometer With Sensor	Serial No:	-----		
Make & Model :	----- & -----	ID No:	CPD/EQP/11		
Range :	-50 to 110°C	Resolution:	0.1°C		
15. STANDARD INSTRUMENT USED:					
Nomenclature:	RTD With Indicator	Serial No:	Sen: 1590, Ind: 22B070754		
Make & Model :	Sen: TEMPESENS & ----- Ind: YUDIAN & AI-5600	Cal Due Date:	19-09-2024		
Range :	-80 to 400°C	Traceable to:	The Standards used for calibration is traceable to National/International Standard.		
Certificate No:	TL/023/1097.1.1				
16. CALIBRATION RESULTS:					
Parameter: Temperature					
Sl.No	Set value	Standard Meter Reading (°C)	DUC Reading (°C)	Error Obtained (°C)	Expanded Measurement Uncertainty ± (°C)
1	-10	-10.012	-9.9	0.112	0.17
2	0	0.124	0.1	-0.024	0.17
3	30	30.119	30.0	-0.119	0.17
4	50	50.028	49.9	-0.128	0.26
5	100	99.939	99.8	-0.139	0.26
6	110	110.054	109.9	-0.154	0.26
17. REMARKS & CONCLUSION:					
a. Reported Values of STD & DUC are Average of 5 Trials.					
b. The Measurement Uncertainty is estimated at a confidence level of 95.45 % with a coverage factor k=2.00.					
c. Calibration Points & Due date is given as per Customer Request.					
d. Temperature Scale: International Temperature Scale-1990(ITS-90)					
Calibrated By					
 KAVYA RAJ.K.			B. SRINIVAS		
CALIBRATION ENGINEER			TECHNICAL MANAGER		
				End of Certificate	
					FM-GL-29