


Instrument : ERBA XL-640

Analyte	Standard Unit	Result Value	Mean	Z-Score	RMZ
@ Urea	mg/dl	20.00	20.73	-0.38	-0.44
@ Creatinine	mg/dl	0.61	0.68	-1.20	0.10
@ Bilirubin Total	mg/dl	0.10	0.11	-0.29	-0.34
@ Total Protein	g/dL	5.27	5.58	-0.80	-0.48
@ Albumin	g/dL	3.50	3.42	0.55	0.20
@ Uric Acid	mg/dl	3.90	4.04	-0.37	-0.39
@ Calcium	mg/dl	6.70	7.28	-0.47	-0.99
@ Phosphorous Inorganic	mg/dl	5.08	5.10	-0.39	0.24
@ Cholesterol	mg/dl	118.00	125.46	-0.95	-0.78
@ Triglycerides	mg/dl	137.60	124.84	1.02	0.91
@ HDL	mg/dl	28.60	27.11	0.54	0.33
@ LDL	mg/dl	72.90	75.09	-0.23	-0.14
@ ALT	U/L	10.90	11.14	0.70	0.42
@ AST	U/L	16.10	15.93	0.22	0.83
@ ALP	U/L	37.00	43.50	-0.96	-0.34
@ GGT	U/L	22.10	21.76	0.16	0.04
@ Chloride	mmol/L	79.50	78.88	-0.45	-0.58
@ Sodium	mmol/L	105.90	107.80	-0.80	-0.47
@ Potassium	mmol/L	3.62	3.67	-0.68	-0.52

Legend @ : Acceptable
! : 2.0 < z score < 3.0 - Warning
X : z score ≥3 - Unacceptable
: Not Evaluated
⊙ : Delayed Result Entry
* : Not considered for evaluation.

Total Parameters	19
Not Evaluated Parameters	0
Evaluated Parameters	19
Outlier Parameters (X)	0
EQAS Score Biochemistry	100.00 %



Dr Puneet Kumar Nigam
PT coordinator & Technical Manager, MHL EQAS
Unit No. 409-416.
Commercial Building - 1A
Kohinoor Mall, Kirol Road, Kurla (W),
Mumbai - 400070

Instrument : ERBA XL-640

Analyte	Standard Unit	Result Value	Mean	Z-Score	RMZ
@ Glucose	mg/dl	74.90	73.31	0.30	0.33
@ Urea	mg/dl	19.80	21.04	-0.84	-0.44
@ Creatinine	mg/dl	0.66	0.73	-0.66	0.10
@ Bilirubin Total	mg/dl	0.28	0.31	-0.24	-0.34
@ Bilirubin Direct	mg/dl	0.11	0.11	-0.24	-0.21
@ Total Protein	g/dL	5.74	6.10	-0.66	-0.48
@ Albumin	g/dL	3.68	3.62	0.58	0.20
@ Uric Acid	mg/dl	4.20	4.22	-0.03	-0.39
@ Calcium	mg/dl	6.20	6.76	-0.59	-0.99
@ Phosphorous Inorganic	mg/dl	4.64	4.93	-1.21	0.24
@ Cholesterol	mg/dl	115.00	125.46	-0.79	-0.78
@ Triglycerides	mg/dl	160.30	150.20	1.09	0.91
@ LDL	mg/dl	75.60	78.18	-0.18	-0.14
@ ALP	U/L	36.00	41.46	-0.96	-0.34
@ GGT	U/L	25.50	22.62	1.23	0.04
@ Chloride	mmol/L	82.90	81.88	-0.45	-0.58
@ Sodium	mmol/L	107.90	108.88	-0.97	-0.47
@ Potassium	mmol/L	3.80	3.79	-0.85	-0.52

Legend @ : Acceptable

! : 2.0 < z score < 3.0 - Warning


X : z score ≥ 3 - Unacceptable

: Not Evaluated

⊙ : Delayed Result Entry

* : Not considered for evaluation.

Total Parameters	18
Not Evaluated Parameters	0
Evaluated Parameters	18
Outlier Parameters (X)	0
EQAS Score Biochemistry	100.00 %



Dr Puneet Kumar Nigam
PT coordinator & Technical Manager, MHL EQAS
Unit No. 409-416.
Commercial Building - 1A
Kohinoor Mall, Kirol Road, Kurla (W),
Mumbai - 400070

Instrument : ERBA XL-640

Analyte	Standard Unit	Result Value	Mean	Z-Score	RMZ
@ HDL	mg/dl	39.10	40.23	0.22	0.33
@ ALT	U/L	23.40	19.35	0.69	0.42
@ AST	U/L	53.50	36.41	1.54	0.83
@ Chloride	mmol/L	121.50	120.93	-0.13	-0.58
@ Sodium	mmol/L	156.50	158.06	-0.23	-0.47
@ Potassium	mmol/L	6.60	6.51	-0.42	-0.52

Legend @ : Acceptable

! : 2.0 < z score < 3.0 - Warning


X : z score ≥ 3 - Unacceptable

: Not Evaluated

⌚ : Delayed Result Entry

* : Not considered for evaluation.

Total Parameters	6
Not Evaluated Parameters	0
Evaluated Parameters	6
Outlier Parameters (X)	0
EQAS Score Biochemistry	100.00 %



Dr Puneet Kumar Nigam
PT coordinator & Technical Manager, MHL EQAS
Unit No. 409-416.
Commercial Building - 1A
Kohinoor Mall, Kirol Road, Kurla (W),
Mumbai - 400070