



RML- Quality Assurance Program (RML-QAP)



Urine Routine Analysis

ALL METHOD REPORT

Lab Code: 3210

Cycle - 13/2024
Round No -01

Date: 17/02/2024

Parameters	Units	No.of. Participants	Consensus		Consensus Result	Your Value	Remark
			Number	%			
Specific Gravity	-	180	170	94%	1.010-1.020	1.010	Within Consensus
pH	-	180	170	94%	6.0	6.0	Within Consensus
Leukocytes	/ μ l	174	170	98%	Negative	Negative	Within Consensus
Nitrite	-	174	169	97%	Negative	Negative	Within Consensus
Protein	mg/dl	179	176	98%	Negative	Negative	Within Consensus
Glucose	mg/dl	180	176	98%	Negative	Negative	Within Consensus
Ketones	-	180	176	98%	Negative	.	-
Urobilinogen	mg/dl	179	172	96%	Negative	.	-
Bilirubin	mg/dl	178	171	96%	Negative	.	-
Blood (Hemoglobin)	/ μ l	179	173	97%	Negative	.	-

Legends	\geq 60% Consensus	(*) Outside Consensus	(@) No Consensus	(.) Not Reported	(#)Late Result Submission
---------	----------------------	-----------------------	------------------	------------------	---------------------------

Chief Coordinator

Dr.Sanjay Mehrotra

Checked By

Prepared By: SM

Programme Director

Dr.Bandana Mehrotra

Page 1 of 4

Doc. No.: ASS/FR/10/R 01 /Dt.: 05.01.2022



Address: B-171, Nirala Nagar, Lucknow-226020. Ph.: 4034100-130 (30 Lines), 4077180, 2788444 Fax : (0522)2788555
Email: rmlresearchfoundation@gmail.com Website: www.rmlpathology.com

Continuous Efforts And Execution Leads To Quality Excellence



RML- Quality Assurance Program (RML-QAP)



Urine Routine Analysis

METHOD WISE REPORT PART-01

Cycle - 13/2024
Round No -01

Date: 17/02/2024

Lab Code: 3210

Note: Your Lab is not the part of this method group.

Parameters	Units	Method Group	No.of. Participants	Consensus		Consensus Result	Your Value	Remark
				Number	%			
Specific Gravity	-	Semi-Automated	98	65	66%	1.020	-	-
pH	-	Semi-Automated	98	91	93%	6.0	-	-
Leukocytes	/µl	Semi-Automated	98	94	96%	Negative	-	-
Nitrite	-	Semi-Automated	98	95	97%	Negative	-	-
Protein	mg/dl	Semi-Automated	97	94	96%	Negative	-	-
Glucose	mg/dl	Semi-Automated	98	94	96%	Negative	-	-
Ketones	-	Semi-Automated	98	96	98%	Negative	-	-
Urobilinogen	mg/dl	Semi-Automated	98	92	94%	Negative	-	-
Bilirubin	mg/dl	Semi-Automated	98	95	97%	Negative	-	-
Blood (Hemoglobin)	/µl	Semi-Automated	98	93	95%	Negative	-	-

Legends	Consensus	(*) Outside Consensus	(@) No Consensus	(.) Not Reported	(#)Late Result Submission
---------	-----------	-----------------------	------------------	------------------	---------------------------

Chief Coordinator

Dr.Sanjay Mehrotra

Checked By:

Prepared By: SM

Programme Director

Dr.Bandana Mehrotra

Page 2 of 6

Doc. No.: ASS/FR/10/R 01/ Dt. 05.01.2022



Address: B-171, Nirala Nagar, Lucknow-226020. Ph.: 4034100-130 (30 Lines), 4077180, 2788444 Fax : (0522)2788555
Email: rmlresearchfoundation@gmail.com Website: www.rmlpathology.com



Urine Routine Analysis

METHOD WISE REPORT PART-02

Lab Code: 3210

Cycle - 13/2024
Round No -01

Date: 17/02/2024

Parameters	Units	Method Group	No.of. Participants	Consensus		Consensus Result	Your Value	Remark
				Number	%			
Specific Gravity	-	Manual	57	55	96%	1.010-1.020	1.010	Within Consensus
pH	-	Manual	57	48	84%	6.0	6.0	Within Consensus
Leukocytes	/µl	Manual	54	52	96%	Negative	Negative	Within Consensus
Nitrite	-	Manual	54	52	96%	Negative	Negative	Within Consensus
Protein	mg/dl	Manual	57	56	98%	Negative	Negative	Within Consensus
Glucose	mg/dl	Manual	57	56	98%	Negative	Negative	Within Consensus
Ketones	-	Manual	56	53	95%	Negative	.	-
Urobilinogen	mg/dl	Manual	56	55	98%	Negative	.	-
Bilirubin	mg/dl	Manual	55	51	93%	Negative	.	-
Blood (Hemoglobin)	/µl	Manual	56	53	95%	Negative	.	-

Legends	200% Consensus	(*) Outside Consensus	(@) No Consensus	(.) Not Reported	(#)Late Result Submission
---------	----------------	-----------------------	------------------	------------------	---------------------------

Chief Coordinator

Dr.Sanjay Mehrotra

Checked By:

Prepared By: SM

Programme Director

Dr.Bandana Mehrotra

Page 3 of 6

Doc. No.: ASS/FR/10/R 01/DT/05.01.2022

RML
Research Foundation

Address: B-171, Nirala Nagar, Lucknow-226020. Ph.: 4034100-130 (30 Lines), 4077180, 2788444 Fax : (0522)2788555
Email: rmlresearchfoundation@gmail.com Website: www.rmlpathology.com

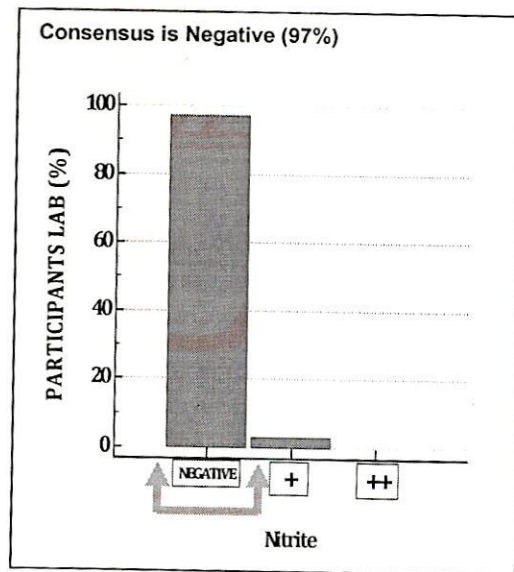
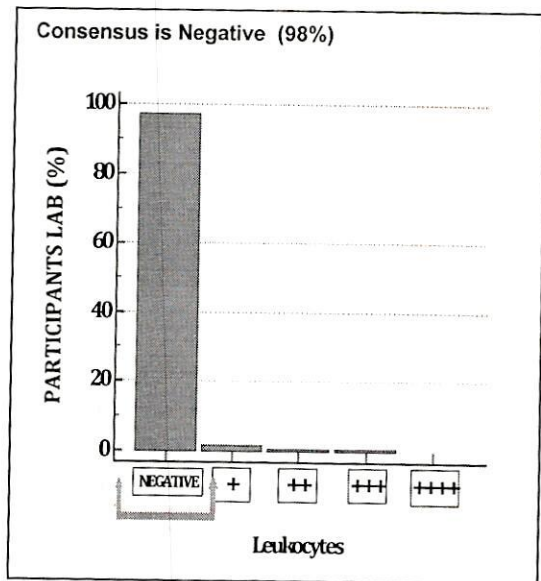
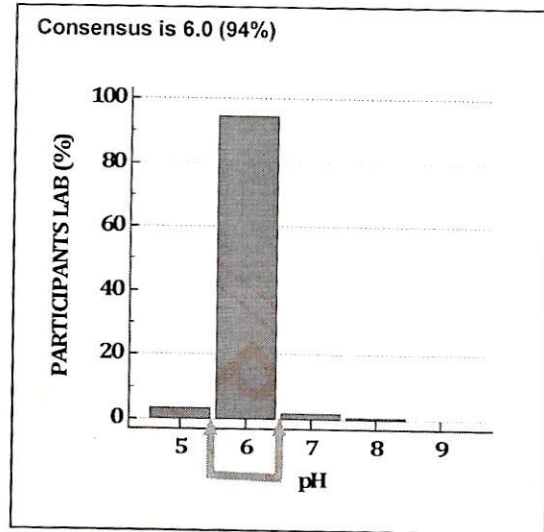
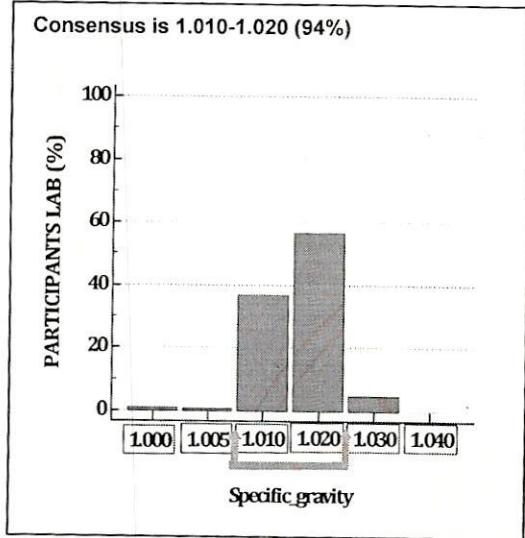


URINE ROUTINE ANALYSIS

GRAPHICAL REPORT

Cycle - 13/2024
Round-01

Date:17/02/2024



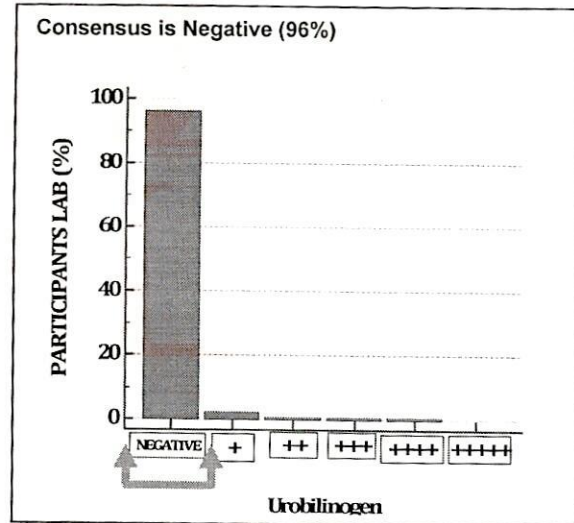
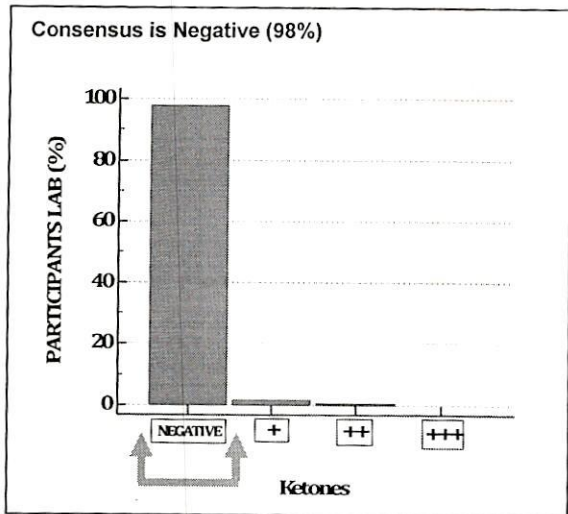
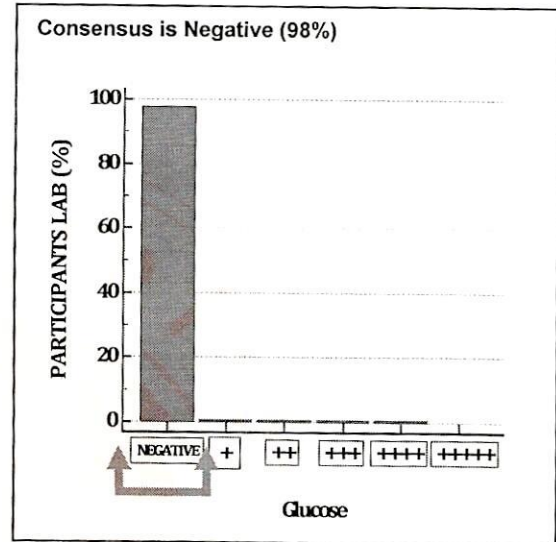
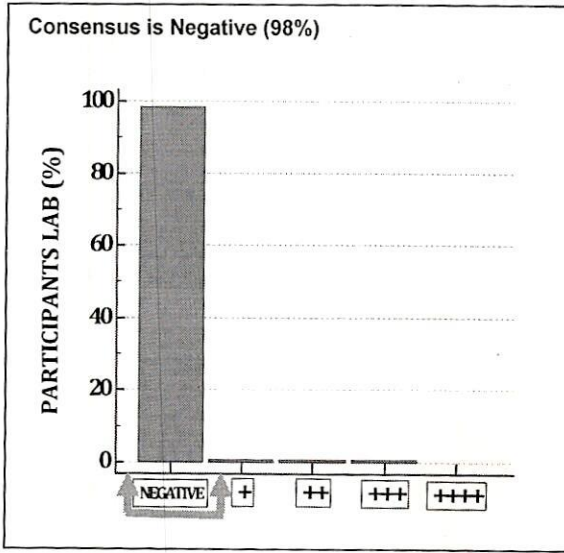


URINE ROUTINE ANALYSIS

GRAPHICAL REPORT

Cycle - 13/2024
Round-01

Date:17/02/2024





URINE ROUTINE ANALYSIS

GRAPHICAL REPORT

Cycle - 13/2024
Round-01

Date:17/02/2024

