



Metropolis Healthcare Ltd., EQAS

KRSNAA DIAGNOSTICS LTD HOSHIARPUR (1050)

Outlier And Analyte Summary Report

Outlier Details For Cycle No 230412 and Sample No 01

Report Date : 13/02/2024

Analyte	Instrument	Result Value	Standard Unit
No Outlier			
Legend @ : Acceptable X : Unacceptable # : Not Evaluated ⌚ Delayed Result Entry			

Problem Classification: _____

Corrective Action: _____

Reviewed by: _____

Dated: _____

Instrument : Manual

Analyte	Standard Unit	Result Value	Accepted Value
@ pH	-	6	5,5,5,6
@ Specific Gravity	-	1.030	1.020,1.025,1.030
@ Glucose (urine)	-	3+	+2,+3,+4
@ Protein (Urine)	-	2+	+1,+2,+3
@ Ketone (urine)	-	Negative	Neg
@ Blood (urine)	-	2+	+1,+2,+3
@ Bilirubin (urine)	-	Negative	Neg
@ Urobilinogen (urine)	-	Normal	Nor
@ Nitrite (urine)	-	Present	Pre

Legend @ : Acceptable	Total Parameters	9
@ : Acceptable	Not Evaluated Parameters	0
X : Unacceptable	Evaluated Parameters	9
# : Not Evaluated	Outlier Parameters (X)	0
⌚ : Delayed Result Entry	EQAS Score Clinical Path - Urine Routine Chemistry	100.00 %



Dr Puneet Kumar Nigam
PT coordinator & Technical Manager, MHL EQAS
Unit No. 409-416.
Commercial Building - 1A
Kohinoor Mall, Kirol Road, Kurla (W),
Mumbai - 400070

Lab : 1050

Lab Name : KRSNAA DIAGNOSTICS LTD HOSHIARPUR

Report Date : 13/02/2024

Cycle No : 230412

Sample No : 01

Sample Date : 23/12/2023

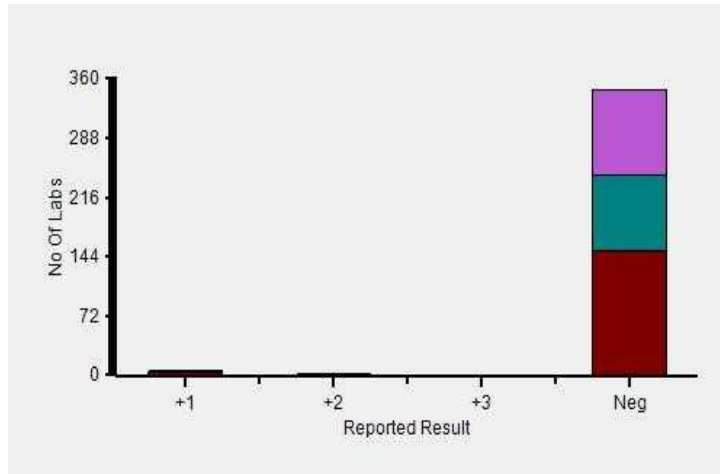
Clinical Path - Urine Routine Chemistry, Bilirubin (urine), -

	N
■ All Methods	343
■ Diazonium salt - (Your Method)	248
■ Manual - (Your Analyzer)	156

Evaluation Based On - Method wise Peer Grouping	
Your Result	Negative
Result Expected	Neg

Note : # is an indication that this parameter has not been evaluated

Frequency Histogram



Lab : 1050

Lab Name : KRSNAA DIAGNOSTICS LTD HOSHIARPUR

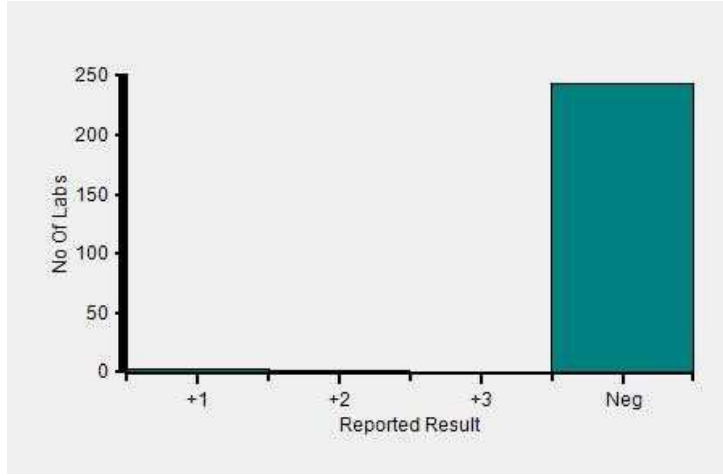
Report Date : 13/02/2024

Cycle No : 230412

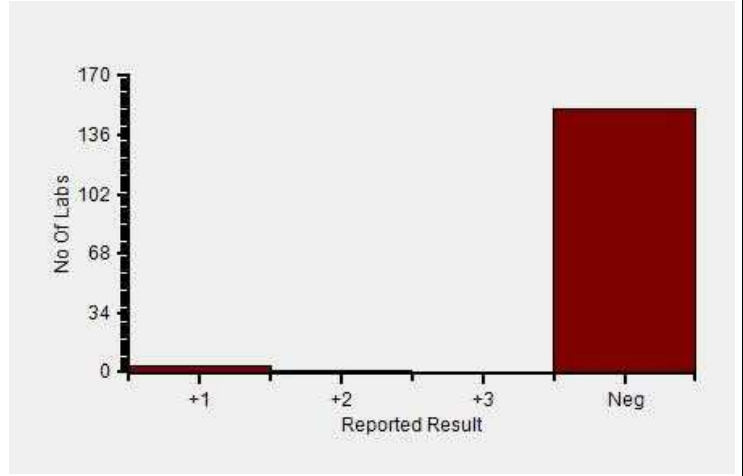
Sample No : 01

Sample Date : 23/12/2023

Frequency Histogram Your Method



Frequency Histogram Your Analyzer



Reported Results Legends :-

+1	: 1+
+2	: 2+
+3	: 3+
Neg	: Negative

Comments :

Interpretation when an analyte is reported for multiple samples in a Round:

a) Reported on 2 samples:

- Two out of two pass - Acceptable performance
- One out of two pass - Review for random error & take action if appropriate
- Both failed - Unacceptable performance, Review for systematic error

b) Reported on 3 samples:

- All pass - Acceptable performance
- Two out of three pass - Review for random error & take action if appropriate
- One out of three pass - Unacceptable performance, Review for systematic error
- All failed - Unacceptable performance, Review for systematic error



Lab : 1050

Lab Name : KRSNAA DIAGNOSTICS LTD HOSHIARPUR

Report Date : 13/02/2024

Cycle No : 230412

Sample No : 01

Sample Date : 23/12/2023

Clinical Path - Urine Routine Chemistry, Blood (urine), -

	N
■ All Methods	347
■ Tetramethyl benzidine Reflectometric Analysis - (Your Method)	90
■ Manual - (Your Analyzer)	157

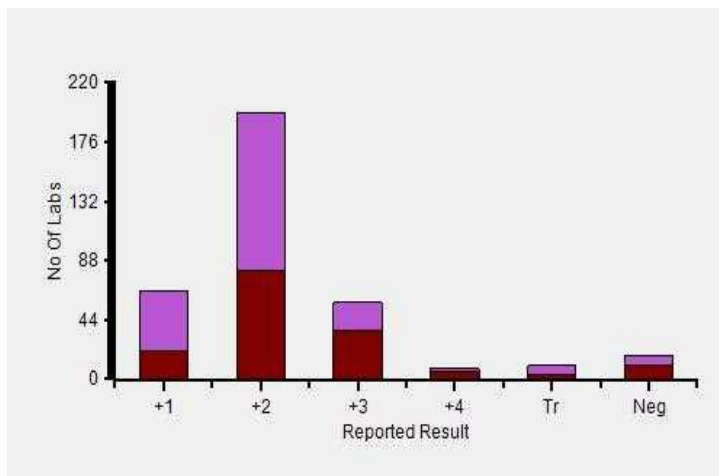
Evaluation Based On - Method wise Peer Grouping

Your Result 2+

Result Expected +1,+2,+3

Note : # is an indication that this parameter has not been evaluated

Frequency Histogram



Lab : 1050

Lab Name : KRSNAA DIAGNOSTICS LTD HOSHIARPUR

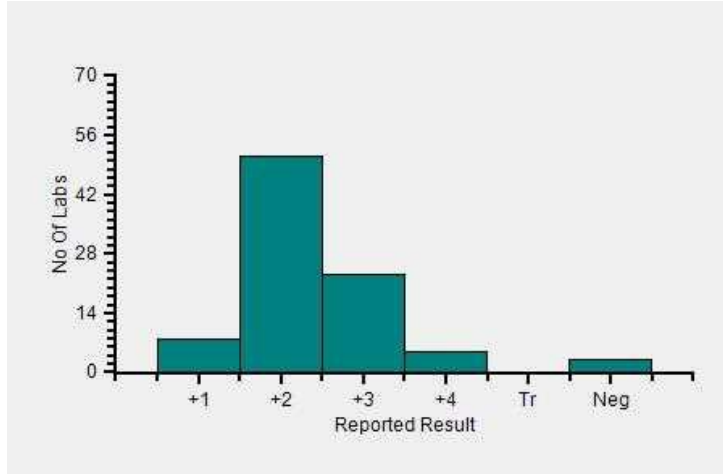
Report Date : 13/02/2024

Cycle No : 230412

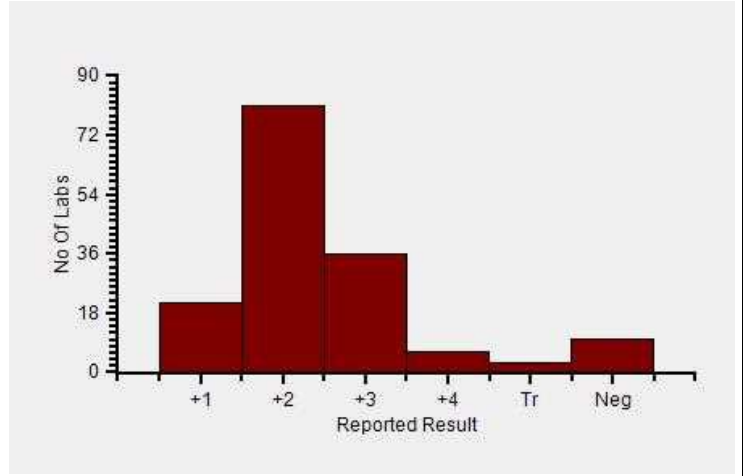
Sample No : 01

Sample Date : 23/12/2023

Frequency Histogram Your Method



Frequency Histogram Your Analyzer



Reported Results Legends :-

+1	: 1+
+2	: 2+
+3	: 3+
+4	: 4+
Tr	: Trace
Neg	: Negative

Comments :

Interpretation when an analyte is reported for multiple samples in a Round:

a) Reported on 2 samples:

- | | |
|-----------------------|---|
| • Two out of two pass | - Acceptable performance |
| • One out of two pass | - Review for random error & take action if appropriate |
| • Both failed | - Unacceptable performance, Review for systematic error |

b) Reported on 3 samples:

- | | |
|-------------------------|---|
| • All pass | - Acceptable performance |
| • Two out of three pass | - Review for random error & take action if appropriate |
| • One out of three pass | - Unacceptable performance, Review for systematic error |
| • All failed | - Unacceptable performance, Review for systematic error |



Lab : 1050

Lab Name : KRSNAA DIAGNOSTICS LTD HOSHIARPUR

Report Date : 13/02/2024

Cycle No : 230412

Sample No : 01

Sample Date : 23/12/2023

Clinical Path - Urine Routine Chemistry, Glucose (urine), -

	N
■ All Methods	358
■ Glucose oxidase peroxidase - (Your Method)	248
■ Manual - (Your Analyzer)	167

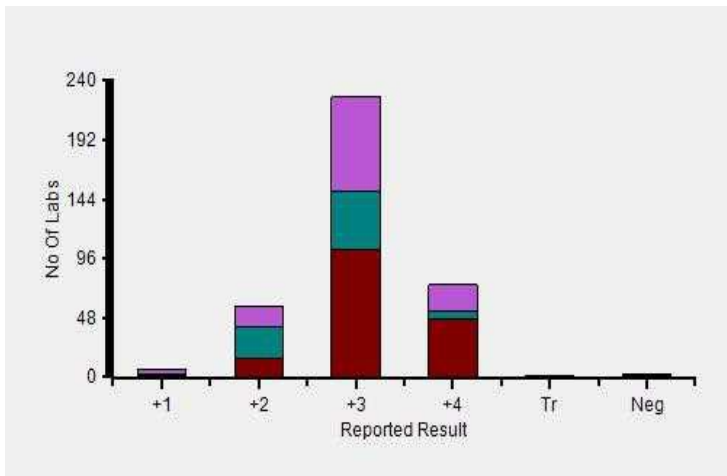
Evaluation Based On - Method wise Peer Grouping

Your Result 3+

Result Expected +2,+3,+4

Note : # is an indication that this parameter has not been evaluated

Frequency Histogram



Lab : 1050

Cycle No : 230412

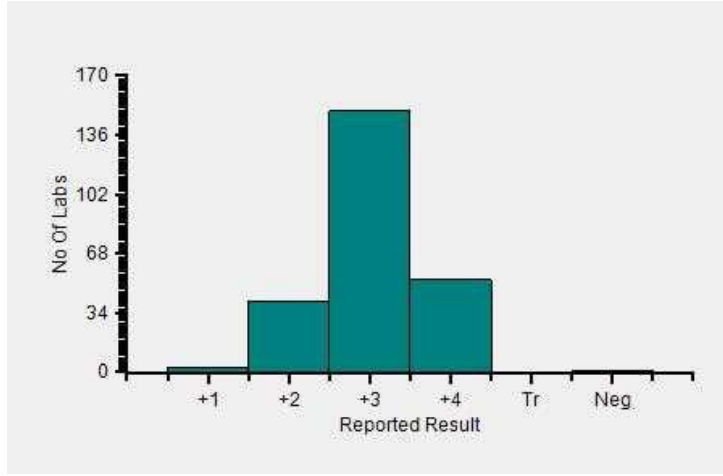
Lab Name : KRSNAA DIAGNOSTICS LTD HOSHIARPUR

Sample No : 01

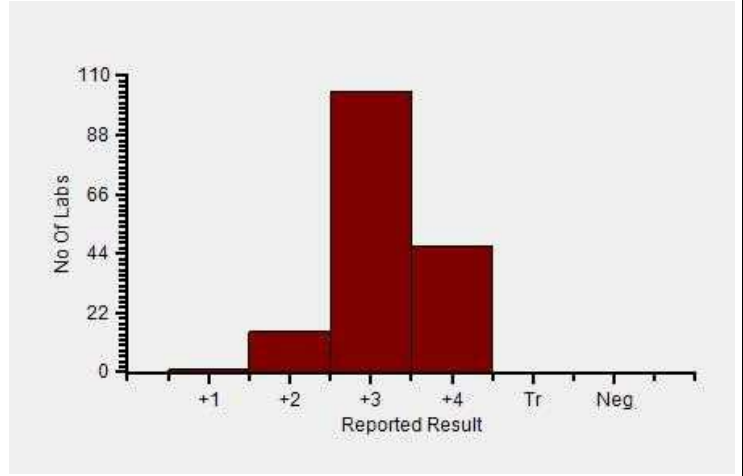
Report Date : 13/02/2024

Sample Date : 23/12/2023

Frequency Histogram Your Method



Frequency Histogram Your Analyzer



Reported Results Legends :-

+1	: 1+
+2	: 2+
+3	: 3+
+4	: 4+
Tr	: Trace
Neg	: Negative

Comments :

Interpretation when an analyte is reported for multiple samples in a Round:

a) Reported on 2 samples:

- Two out of two pass - Acceptable performance
- One out of two pass - Review for random error & take action if appropriate
- Both failed - Unacceptable performance, Review for systematic error

b) Reported on 3 samples:

- All pass - Acceptable performance
- Two out of three pass - Review for random error & take action if appropriate
- One out of three pass - Unacceptable performance, Review for systematic error
- All failed - Unacceptable performance, Review for systematic error



Lab : 1050

Lab Name : KRSNAA DIAGNOSTICS LTD HOSHIARPUR

Report Date : 13/02/2024

Cycle No : 230412

Sample No : 01

Sample Date : 23/12/2023

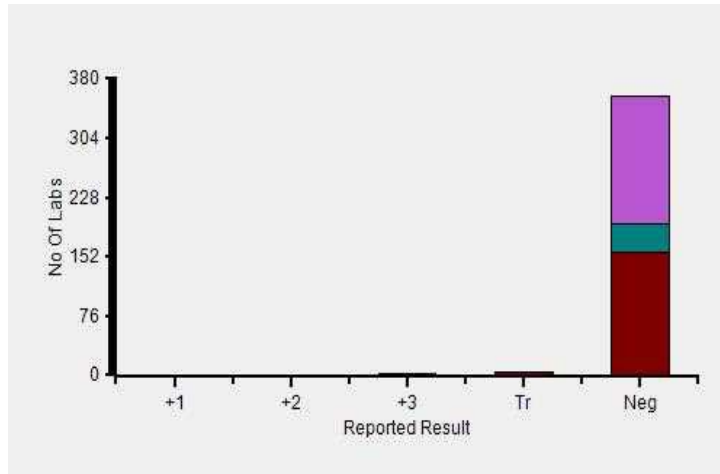
Clinical Path - Urine Routine Chemistry, Ketone (urine), -

	N
■ All Methods	355
■ Sodium nitropruside Reflectometric Analysis - (Your Method)	200
■ Manual - (Your Analyzer)	164

Evaluation Based On - Method wise Peer Grouping	
Your Result	Negative
Result Expected	Neg

Note : # is an indication that this parameter has not been evaluated

Frequency Histogram



Lab : 1050

Cycle No : 230412

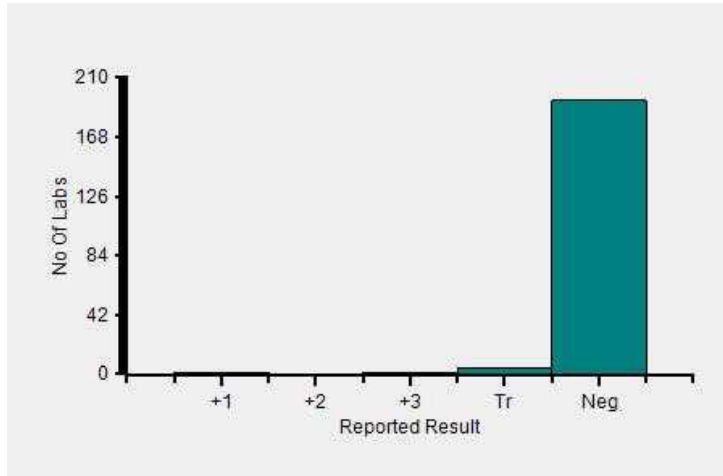
Lab Name : KRSNAA DIAGNOSTICS LTD HOSHIARPUR

Sample No : 01

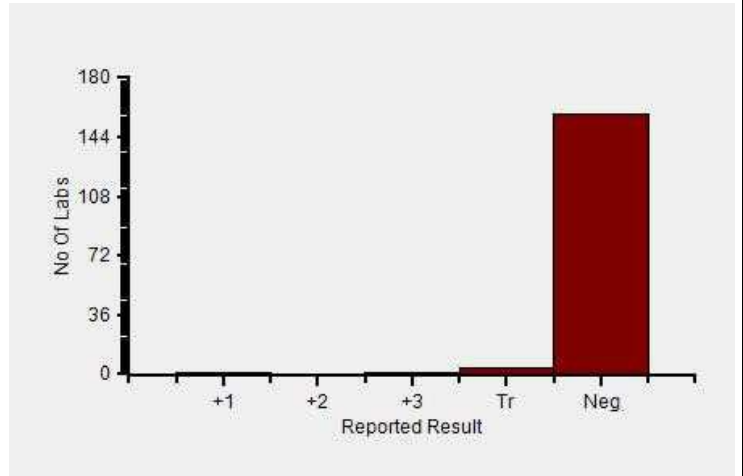
Report Date : 13/02/2024

Sample Date : 23/12/2023

Frequency Histogram Your Method



Frequency Histogram Your Analyzer



Reported Results Legends :-

+1	: 1+
+2	: 2+
+3	: 3+
Tr	: Trace
Neg	: Negative

Comments :

Interpretation when an analyte is reported for multiple samples in a Round:

a) Reported on 2 samples:

- Two out of two pass - Acceptable performance
- One out of two pass - Review for random error & take action if appropriate
- Both failed - Unacceptable performance, Review for systematic error

b) Reported on 3 samples:

- All pass - Acceptable performance
- Two out of three pass - Review for random error & take action if appropriate
- One out of three pass - Unacceptable performance, Review for systematic error
- All failed - Unacceptable performance, Review for systematic error



Lab : 1050

Lab Name : KRSNAA DIAGNOSTICS LTD HOSHIARPUR

Report Date : 13/02/2024

Cycle No : 230412

Sample No : 01

Sample Date : 23/12/2023

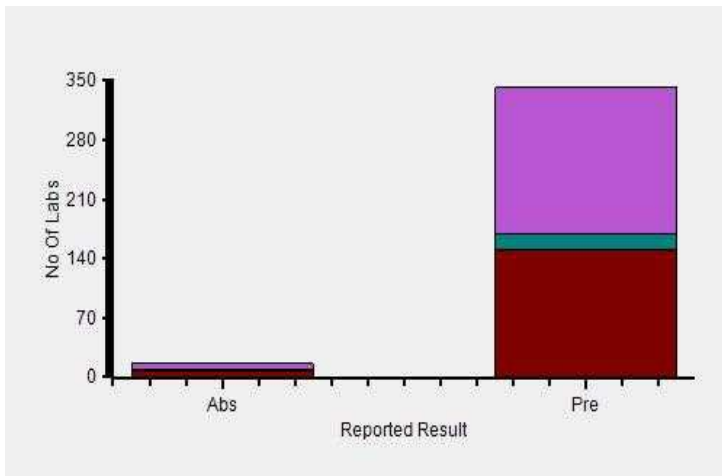
Clinical Path - Urine Routine Chemistry, Nitrite (urine), -

	N
■ All Methods	347
■ Tetrahydrobenzoquinoline - (Your Method)	179
■ Manual - (Your Analyzer)	157

Evaluation Based On - Method wise Peer Grouping	
Your Result	Present
Result Expected	Pre

Note : # is an indication that this parameter has not been evaluated

Frequency Histogram



Lab : 1050

Cycle No : 230412

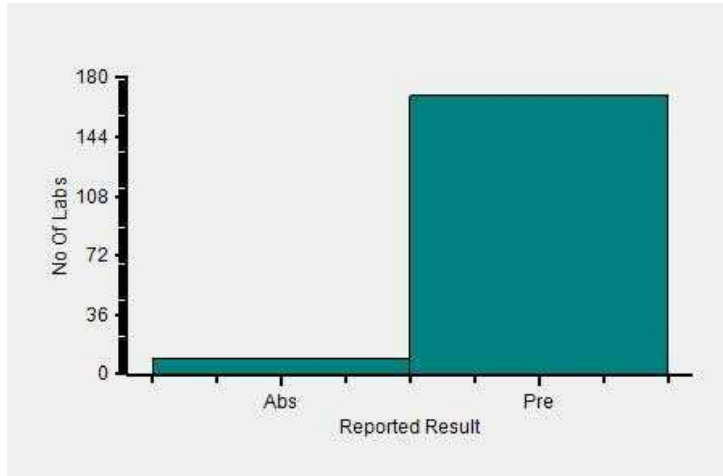
Lab Name : KRSNAA DIAGNOSTICS LTD HOSHIARPUR

Sample No : 01

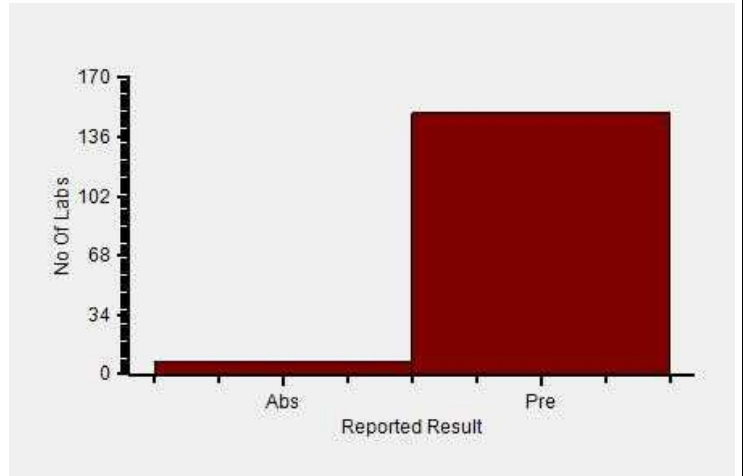
Report Date : 13/02/2024

Sample Date : 23/12/2023

Frequency Histogram Your Method



Frequency Histogram Your Analyzer



Reported Results Legends :-

Abs : Absent
Pre : Present

Comments :

Interpretation when an analyte is reported for multiple samples in a Round:

- a) Reported on 2 samples:
 - Two out of two pass - Acceptable performance
 - One out of two pass - Review for random error & take action if appropriate
 - Both failed - Unacceptable performance, Review for systematic error
- b) Reported on 3 samples:
 - All pass - Acceptable performance
 - Two out of three pass - Review for random error & take action if appropriate
 - One out of three pass - Unacceptable performance, Review for systematic error
 - All failed - Unacceptable performance, Review for systematic error



Lab : 1050

Lab Name : KRSNAA DIAGNOSTICS LTD HOSHIARPUR

Report Date : 13/02/2024

Cycle No : 230412

Sample No : 01

Sample Date : 23/12/2023

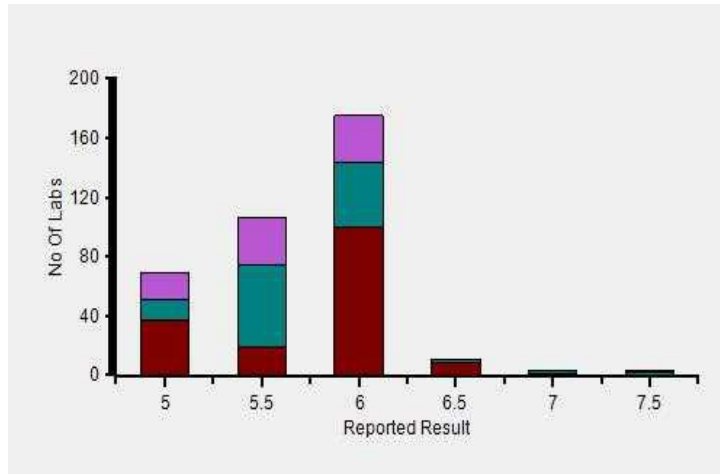
Clinical Path - Urine Routine Chemistry, pH, -

	N
■ All Methods	356
■ Indicator Principle - (Your Method)	285
■ Manual - (Your Analyzer)	165

Evaluation Based On - Method wise Peer Grouping	
Your Result	6
Result Expected	5,5,5,6

Note : # is an indication that this parameter has not been evaluated

Frequency Histogram



Lab : 1050

Lab Name : KRSNAA DIAGNOSTICS LTD HOSHIARPUR

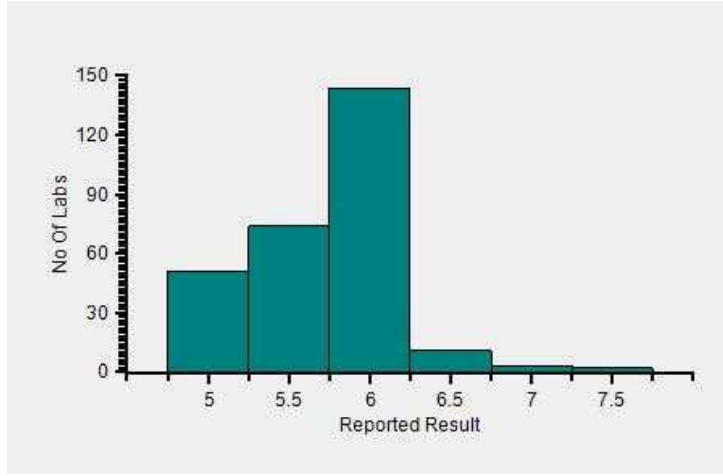
Report Date : 13/02/2024

Cycle No : 230412

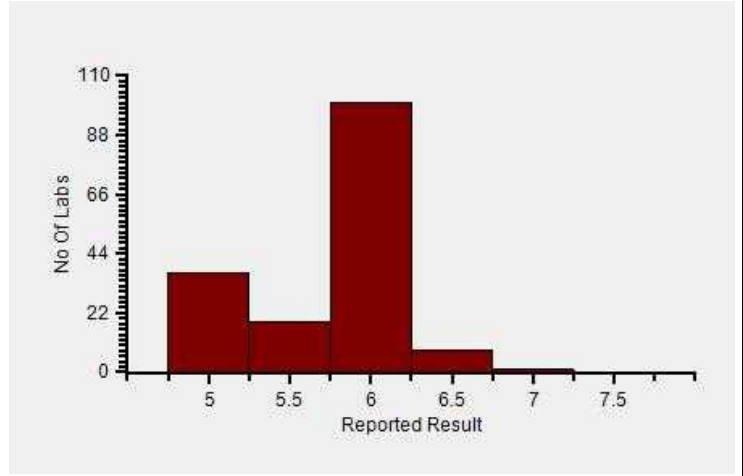
Sample No : 01

Sample Date : 23/12/2023

Frequency Histogram Your Method



Frequency Histogram Your Analyzer



Reported Results Legends :-

5	: 5
5.5	: 5.5
6	: 6
6.5	: 6.5
7	: 7
7.5	: 7.5
8	: 8
8.5	: 8.5
9	: 9

Comments :

Interpretation when an analyte is reported for multiple samples in a Round:

a) Reported on 2 samples:

- Two out of two pass - Acceptable performance
- One out of two pass - Review for random error & take action if appropriate
- Both failed - Unacceptable performance, Review for systematic error

b) Reported on 3 samples:

- All pass - Acceptable performance
- Two out of three pass - Review for random error & take action if appropriate
- One out of three pass - Unacceptable performance, Review for systematic error
- All failed - Unacceptable performance, Review for systematic error



Lab : 1050

Cycle No : 230412

Lab Name : KRSNAA DIAGNOSTICS LTD HOSHIARPUR

Sample No : 01

Report Date : 13/02/2024

Sample Date : 23/12/2023

Clinical Path - Urine Routine Chemistry, Protein (Urine), -

	N
■ All Methods	357
■ Tetra-bromophenol blue Reflectometric Analysis - (Your Method)	104
■ Manual - (Your Analyzer)	166

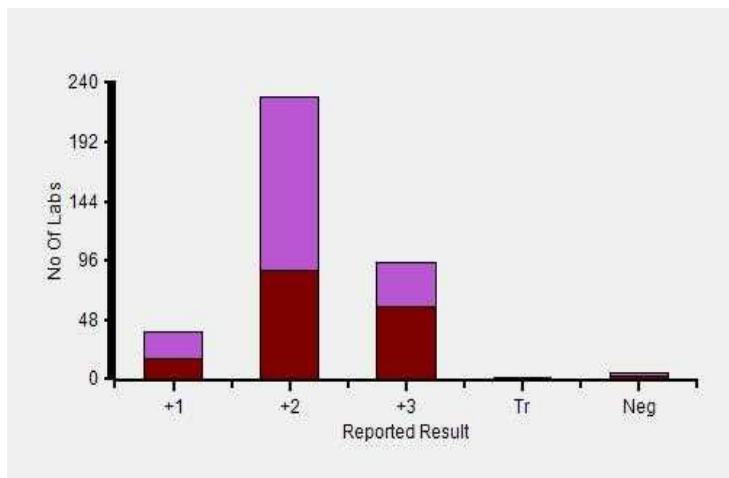
Evaluation Based On - Method wise Peer Grouping

Your Result 2+

Result Expected +1,+2,+3

Note : # is an indication that this parameter has not been evaluated

Frequency Histogram



Lab : 1050

Lab Name : KRSNAA DIAGNOSTICS LTD HOSHIARPUR

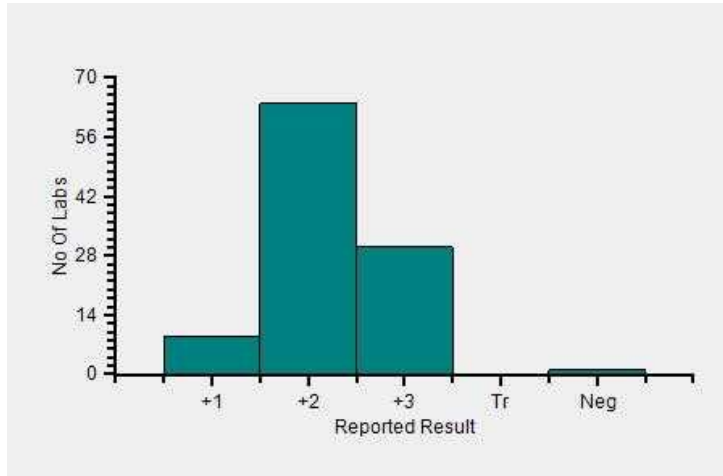
Report Date : 13/02/2024

Cycle No : 230412

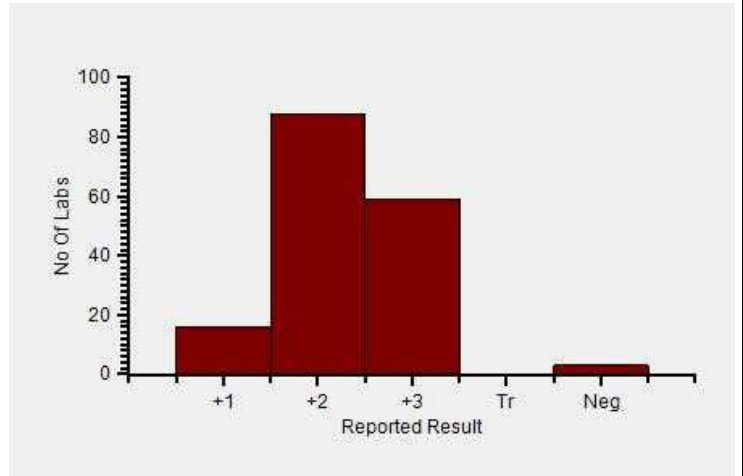
Sample No : 01

Sample Date : 23/12/2023

Frequency Histogram Your Method



Frequency Histogram Your Analyzer



Reported Results Legends :-

+1	: 1+
+2	: 2+
+3	: 3+
Tr	: Trace
Neg	: Negative

Comments :

Interpretation when an analyte is reported for multiple samples in a Round:

a) Reported on 2 samples:

- Two out of two pass - Acceptable performance
- One out of two pass - Review for random error & take action if appropriate
- Both failed - Unacceptable performance, Review for systematic error

b) Reported on 3 samples:

- All pass - Acceptable performance
- Two out of three pass - Review for random error & take action if appropriate
- One out of three pass - Unacceptable performance, Review for systematic error
- All failed - Unacceptable performance, Review for systematic error



Lab : 1050

Lab Name : KRSNAA DIAGNOSTICS LTD HOSHIARPUR

Report Date : 13/02/2024

Cycle No : 230412

Sample No : 01

Sample Date : 23/12/2023

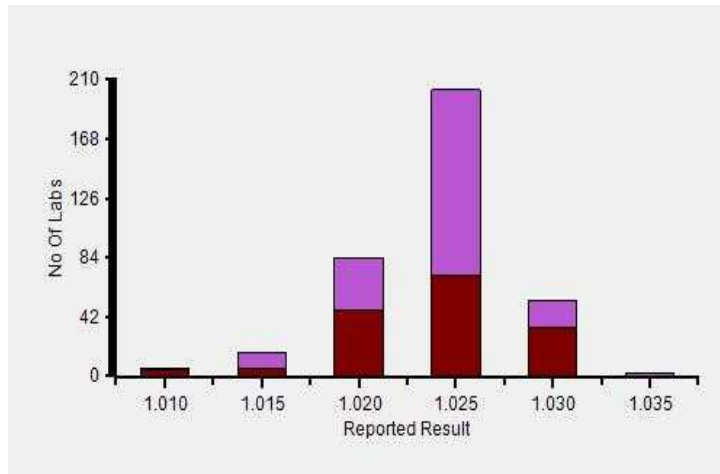
Clinical Path - Urine Routine Chemistry, Specific Gravity, -

	N
■ All Methods	355
■ pH Indicator dye - (Your Method)	82
■ Manual - (Your Analyzer)	164

Evaluation Based On - Method wise Peer Grouping	
Your Result	1.030
Result Expected	1.020,1.025,1.030

Note : # is an indication that this parameter has not been evaluated

Frequency Histogram



Lab : 1050

Cycle No : 230412

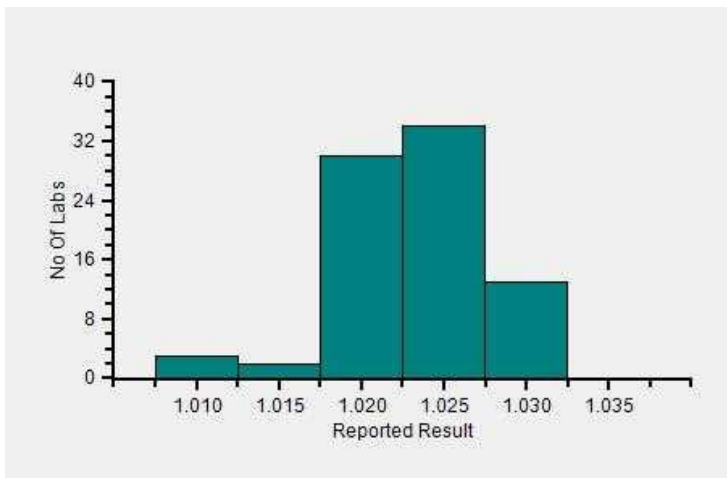
Lab Name : KRSNAA DIAGNOSTICS LTD HOSHIARPUR

Sample No : 01

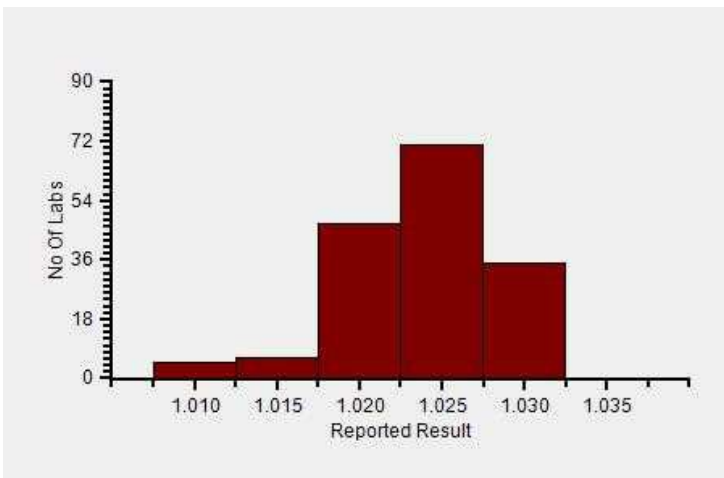
Report Date : 13/02/2024

Sample Date : 23/12/2023

Frequency Histogram Your Method



Frequency Histogram Your Analyzer



Reported Results Legends :-

1.005	: 1.005
1.010	: 1.010
1.015	: 1.015
1.020	: 1.020
1.025	: 1.025
1.030	: 1.030
1.035	: 1.035

Comments :

Interpretation when an analyte is reported for multiple samples in a Round:

a) Reported on 2 samples:

- Two out of two pass - Acceptable performance
- One out of two pass - Review for random error & take action if appropriate
- Both failed - Unacceptable performance, Review for systematic error

b) Reported on 3 samples:

- All pass - Acceptable performance
- Two out of three pass - Review for random error & take action if appropriate
- One out of three pass - Unacceptable performance, Review for systematic error
- All failed - Unacceptable performance, Review for systematic error



Lab : 1050

Lab Name : KRSNAA DIAGNOSTICS LTD HOSHIARPUR

Report Date : 13/02/2024

Cycle No : 230412

Sample No : 01

Sample Date : 23/12/2023

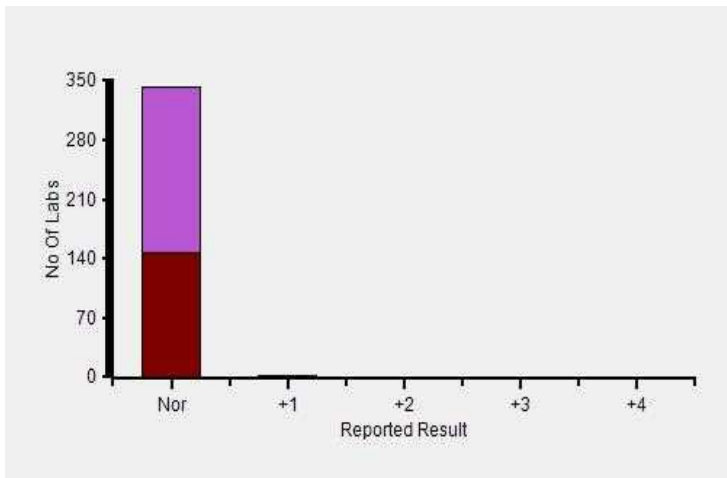
Clinical Path - Urine Routine Chemistry, Urobilinogen (urine), -

	N
■ All Methods	332
■ Diazonium salt - (Your Method)	139
■ Manual - (Your Analyzer)	150

Evaluation Based On - Method wise Peer Grouping	
Your Result	Normal
Result Expected	Nor

Note : # is an indication that this parameter has not been evaluated

Frequency Histogram



Lab : 1050

Cycle No : 230412

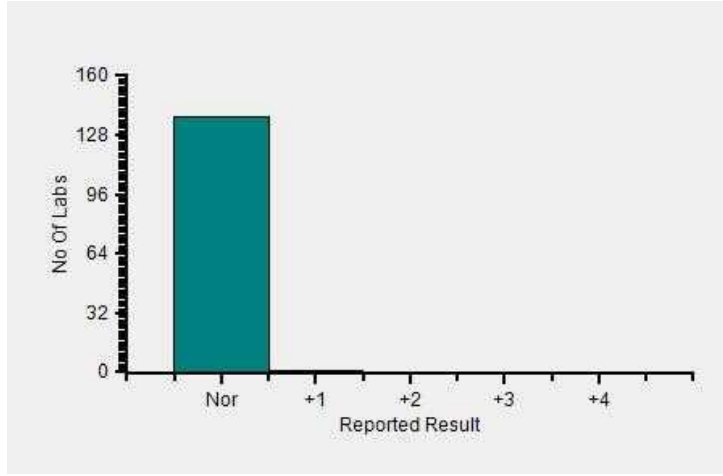
Lab Name : KRSNAA DIAGNOSTICS LTD HOSHIARPUR

Sample No : 01

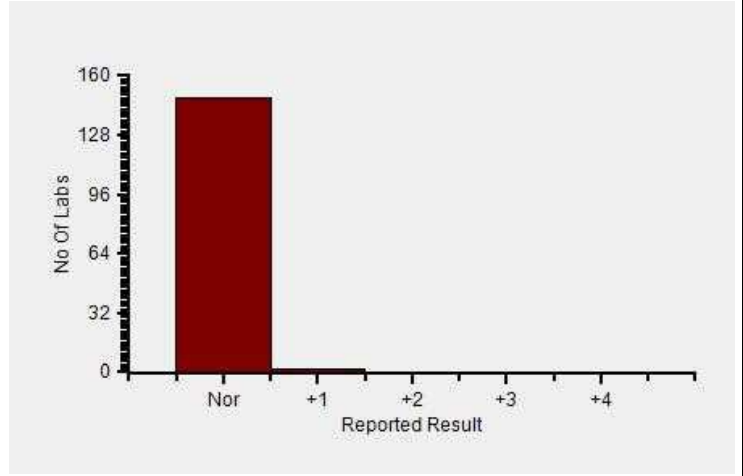
Report Date : 13/02/2024

Sample Date : 23/12/2023

Frequency Histogram Your Method



Frequency Histogram Your Analyzer



Reported Results Legends :-

Nor	: Normal
+1	: 1+
+2	: 2+
+3	: 3+
+4	: 4+

Comments :

Interpretation when an analyte is reported for multiple samples in a Round:

a) Reported on 2 samples:

- Two out of two pass - Acceptable performance
- One out of two pass - Review for random error & take action if appropriate
- Both failed - Unacceptable performance, Review for systematic error

b) Reported on 3 samples:

- All pass - Acceptable performance
- Two out of three pass - Review for random error & take action if appropriate
- One out of three pass - Unacceptable performance, Review for systematic error
- All failed - Unacceptable performance, Review for systematic error

Dr Puneet Kumar Nigam

Dr Puneet Kumar Nigam
PT coordinator & Technical Manager, MHL EQAS
Unit No. 409-416.
Commercial Building - 1A
Kohinoor Mall, Kirool Road, Kurla (W),
Mumbai - 400070

This is a computer generated report hence signature is not required



PC-1022