

Lab : 836

Cycle No : 230412

Lab Name : SHREE VIGHNAHARTA SUPERSPECIALITY HOSPITAL

Sample No : 04

Report Date : 13/02/2024

Sample Date : 23/12/2023

Haematology - CBC, Platelet Count, 1000/ μ L

Comparative Statistics

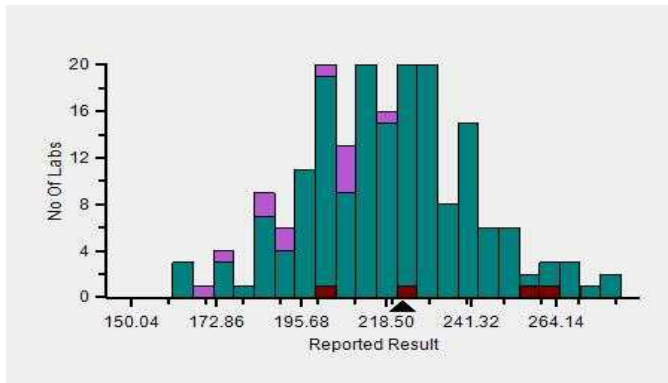
| | N | Mean | SD | CV% | Excluded |
|------------------------------|-----|--------|-------|-------|----------|
| All Methods | 222 | 218.96 | 22.67 | 10.35 | 24 |
| Impedance - (Your Method) | 212 | 220.01 | 22.47 | 10.21 | 21 |
| ERBA H 360 - (Your Analyzer) | 5 | 235.75 | 26.95 | 11.43 | 1 |

Evaluation Based On - Equipment wise Peer Grouping

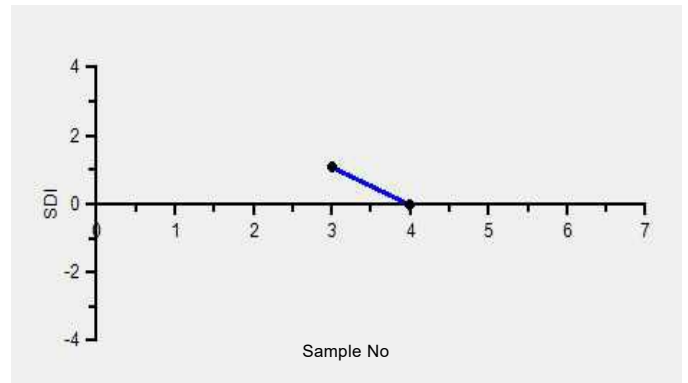
| | | | |
|---------------------------------|--------|--------------------------|-------|
| Your Result | 223.00 | SDI / z-Score | -0.03 |
| Assigned Value | 223.75 | Average SDI | 0.53 |
| SDPA | 22.305 | Uncertainty of AV | 5.58 |
| Standard Unit Result Val | 223.00 | %DEV | -5.41 |

Note : # - Not evaluated / Bimodal distribution
X : SDI more than 4

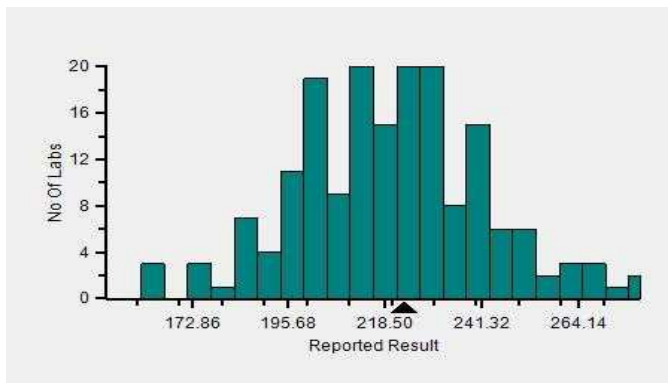
Frequency Histogram



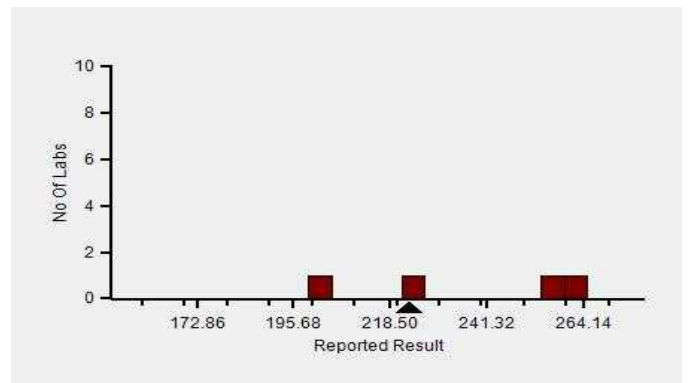
Z-Score Trend - Within Round



Frequency Histogram Your Method



Frequency Histogram Your Analyzer



Lab : 836

Cycle No : 230412

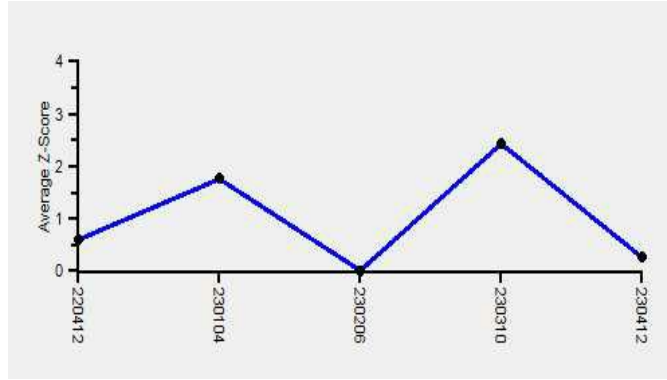
Lab Name : SHREE VIGHNAHARTA SUPERSPECIALITY HOSPITAL

Sample No : 04

Report Date : 13/02/2024

Sample Date : 23/12/2023

Frequency Histogram Your Method



Note : SDI with * marked are not considered for evaluation

Comments :

Haematology - CBC, Platelet Count

| | | N | Mean | SD | CV% | Excluded |
|------------------------|----------------------------|----------|---------------|--------------|--------------|----------|
| | All Analyzer | 222 | 218.96 | 22.67 | 10.35 | 24 |
| Your Analyzer : | ERBA H 360 | 5 | 235.75 | 26.95 | 11.43 | 1 |
| | Horiba Yumizen H550 | 44 | 227.36 | 18.07 | 7.95 | 4 |
| | Sysmex XP-100 | 25 | 208.48 | 17.77 | 8.53 | 2 |
| | Horiba Yumizen H500 | 22 | 216.30 | 20.15 | 9.31 | 2 |
| | Nihon Kohden Celltac Alpha | 21 | 236.35 | 21.55 | 9.12 | - |
| | Mindray BC-5000 | 14 | 216.77 | 9.71 | 4.48 | 1 |
| | Erba ELite 580 | 13 | 218.33 | 10.94 | 5.01 | 1 |
| | Horiba ABX Micros ES 60 | 10 | 221.70 | 23.84 | 10.75 | - |

Remarks: Interpretation of your reports

- a) If your SDI lies between +/- 2.0 SDI then your results are well within limits.
- b) If your SDI lies between +/-2.0 to 2.99 SDI then it is a warning alert flag.
- c) If your SDI is +/- 3.0 SDI or more then it is an action alert flag.

Interpretation when an analyte is reported for multiple samples in a Round:

- a) Reported on 2 samples:
 - Two out of two pass - Acceptable performance
 - One out of two pass - Review for random error & take action if appropriate
 - Both failed - Unacceptable performance, Review for systematic error
- b) Reported on 3 samples:
 - All pass - Acceptable performance
 - Two out of three pass - Review for random error & take action if appropriate
 - One out of three pass - Unacceptable performance, Review for systematic error
 - All failed - Unacceptable performance, Review for systematic error

Dr Puneet Kumar Nigam

Dr Puneet Kumar Nigam
PT coordinator & Technical Manager, MHL EQAS

Unit No. 409-416.
Commercial Building - 1A
Kohinoor Mall, Kirool Road, Kurla (W),
Mumbai - 400070

This is a computer generated report hence signature is not required



PC-1022

End of Report