



# Metropolis Healthcare Ltd., EQAS

AAKASH HOSPITAL-LAB (1090)

Outlier And Analyte Summary Report

Result Details For Cycle No 230412 and Sample No 02


Report Date : 13/02/2024

Instrument : Erba EM 200

Analyte	Standard Unit	Result Value	Mean	Z-Score	RI
@ HbA1c	%	5.80	5.47	1.29	0.0

- Legend @ : Acceptable  
 ! : 2.0 < z score < 3.0 - Warning  
 X : z score ≥ 3 - Unacceptable  
 # : Not Evaluated  
 O : Delayed Result Entry  
 \* : Not considered for evaluation.

Total Parameters	
Not Evaluated Parameters	
Evaluated Parameters	
Outlier Parameters (X)	
EQAS Score HbA1c	100.00 %

*Checked*  
  
 14.02.24

*DK Nigam*

Dr Puneet Kumar Nigam  
 PT coordinator & Technical Manager, MHL EQAS  
 Unit No. 409-416,  
 Commercial Building - 1A  
 Kohinoor Mall, Kiroli Road, Kurla (W),  
 Mumbai - 400070

Instrument : Erba EM 200

Analyte	Standard Unit	Result Value	Mean	Z-Score	RM
@ HDL	mg/dl	45.60	36.92	1.21	0.1
@ ALT ✓	U/L	25.00	19.77	0.93	0.
@ AST	U/L	46.00	39.92	0.76	1.

Instrument : Sensa Core ST 200 plus

Analyte	Standard Unit	Result Value	Mean	Z-Score	RM
@ Chloride	mmol/L	119.30	119.48	-0.35	0.1
@ Sodium	mmol/L	158.20	155.09	-0.08	0.
@ Potassium	mmol/L	6.38	6.38	-0.82	-0.

Legend @ : Acceptable  
 ! : 2.0 < z score < 3.0 - Warning  
 X : z score ≥3 - Unacceptable  
 # : Not Evaluated  
 ⊙ : Delayed Result Entry  
 \* : Not considered for evaluation.

Total Parameters	100.00 %
Not Evaluated Parameters	
Evaluated Parameters	
Outlier Parameters (X)	
EQAS Score Biochemistry	100.00 %

*Dr Puneet Kumar Nigam*


Dr Puneet Kumar Nigam  
 PT coordinator & Technical Manager, MHL EQAS  
 Unit No. 409-416.  
 Commercial Building - 1A  
 Kohinoor Mall, Kiroi Road, Kurla (W),  
 Mumbai - 400070

Instrument : Erba EM 200

Analyte	Standard Unit	Result Value	Mean	Z-Score	RA
! Glucose ✓	mg/dl	85.40	74.09	2.48	0.1
@ Urea	mg/dl	23.80	21.32	1.25	1.0
@ Creatinine ✓	mg/dl	0.61	0.77	-1.05	-0.1
@ Bilirubin Total	mg/dl	0.31	0.33	-0.03	0.0
@ Bilirubin Direct	mg/dl	0.14	0.13	0.36	0.0
! Total Protein	g/dL	7.09	6.08	2.09	0.1
@ Albumin	g/dL	3.60	3.53	0.17	-0.1
@ Uric Acid	mg/dl	4.50	4.19	0.68	-0.1
@ Calcium	mg/dl	7.20	6.57	0.92	0.1
@ Cholesterol	mg/dl	128.00	124.17	0.37	0.0
@ Triglycerides	mg/dl	155.60	146.07	0.72	0.0
@ ALP	U/L	45.00	43.50	0.11	0.0
@ GGT	U/L	24.00	22.57	0.70	0.0
@ Amylase	U/L	41.00	38.00	0.60	0.0

Legend @ : Acceptable  
 ! : 2.0 < z score < 3.0 - Warning  
 X : z score ≥ 3 - Unacceptable  
 # : Not Evaluated  
 ⊙ : Delayed Result Entry  
 \* : Not considered for evaluation.


Total Parameters	1.0
Not Evaluated Parameters	1.0
Evaluated Parameters	1.0
Outlier Parameters (X)	1.0
EQAS Score Biochemistry	100.00 %

*Checked*  
  
 13-02-24

Note! → Only Glucose & T. Protein  
 Shows Z Score 2.48, 2.09.  
 Both are on Warning. Can  
 accept. this cycle only.

DK Nigam

Dr Puneet Kumar Nigam  
 PT coordinator & Technical Manager, MHL EQAS  
 Unit No. 409-416.  
 Commercial Building - 1A  
 Kohinoor Mall, Kiroi Road, Kurla (W),  
 Mumbai - 400070

  
 14.02.24

Instrument : Erba EM 200

Analyte	Standard Unit	Result Value	Mean	Z-Score	RM
@ Urea	mg/dl	22.90	20.47	0.92	1.2
Creatinine	mg/dl	0.54	0.71	-2.12	-0.2
@ Bilirubin Total	mg/dl	0.14	0.13	0.44	0.2
@ Total Protein	g/dL	6.10	5.61	1.23	0.2
@ Albumin	g/dL	3.26	3.38	-0.71	-0.2
@ Uric Acid	mg/dl	4.20	4.04	0.41	-0.2
@ Calcium	mg/dl	7.90	6.93	1.50	0.2
@ Cholesterol	mg/dl	131.00	127.58	0.40	0.2
@ Triglycerides	mg/dl	129.90	123.99	0.44	0.2
@ HDL	mg/dl	25.60	26.65	-0.46	0.2
@ ALT	U/L	9.00	9.38	-0.15	0.2
@ AST	U/L	16.00	14.89	0.18	1.2
@ ALP	U/L	44.00	45.57	-0.10	0.2
@ GGT	U/L	19.00	21.29	-0.81	0.2
@ Amylase	U/L	35.00	30.84	0.98	0.2

Instrument : Sensa Core ST 200 plus

Analyte	Standard Unit	Result Value	Mean	Z-Score	RM
@ Chloride	mmol/L	92.70	86.88	1.84	0.2
@ Sodium	mmol/L	116.00	115.01	0.67	0.2
@ Potassium	mmol/L	3.70	3.72	-0.40	-0.2

Legend @ : Acceptable

! : 2.0 < z score < 3.0 - Warning ✓

X : z score ≥ 3 - Unacceptable

# : Not Evaluated

⊙ : Delayed Result Entry

\* : Not considered for evaluation.

Total Parameters	100
Not Evaluated Parameters	0
Evaluated Parameters	100
Outlier Parameters (X)	0
EQAS Score Biochemistry	100.00 %

DK Nigam

Dr Puneet Kumar Nigam  
PT coordinator & Technical Manager, MHL EQAS  
Unit No. 409-416.  
Commercial Building - 1A  
Kohinoor Mall, Kirod Road, Kurla (W),  
Mumbai - 400070

*Checked.*

Note! → Only Creatinine Shows  
Z score (-2.12) Warning Signal.

*[Signature]*