

Instrument : ERBA H 560

Analyte	Standard Unit	Result Value	Mean	Z-Score	RA
@ Erythrocyte (RBC) Count	mill/cu.mm	2.13	2.11	0.64	0.1
* Total Leucocytes (WBC) count	/c.mm	3.73	3730.00	-11.12 *	0.1
@ Haemoglobin	g/dL	6.00	6.00	0.12	0.1
@ MCV (Mean Corpuscular Volume)	fL	142.20	136.75	1.09	0.1
@ MCH (Mean Corpuscular Hb)	pg	28.00	28.45	-0.99	-0.1
@ MCHC (Mean Corpuscular Hb Concentration)	g/dL	19.70	21.00	-1.96	-0.1
@ Platelet Count	1000/ μ L	124.00	118.00	0.66	1.1
@ Hematocrit	%	30.20	28.84	1.04	0.1
@ RDW CV%	%	21.60	20.86	0.25	-0.1

Legend @ : Acceptable

! : 2.0 < z score < 3.0 - Warning


X : z score \geq 3 - Unacceptable

: Not Evaluated

⊙ : Delayed Result Entry

* : Not considered for evaluation.

Total Parameters	!
Not Evaluated Parameters	!
Evaluated Parameters	!
Outlier Parameters (X)	!
EQAS Score Haematology - CBC	88.89 %

Checked

14/02/24

Dr Puneet Kumar Nigam

PT coordinator & Technical Manager, MHL EQAS

Unit No. 409-416.

Commercial Building - 1A

Kohinoor Mall, Kirod Road, Kurla (W),

Mumbai - 400070

Analyte	Instrument	Result Value	Standard Unit	Z-Score
* Total Leucocytes (WBC) count	ERBA H 560	3.73	/c.mm	

Legend @ : z score \leq 2.0 - Acceptable
 ! : 2.0 < z score < 3.0 - Warning
 X : z score \geq 3 - Unacceptable
 # : Not Evaluated
 ⊙ : Delayed Result Entry
 * : Not considered for evaluation.

Problem Classification: All parameters are acceptable. Only TLC shows unacceptable results on analysis found that results entered incorrectly. It is a typing error only. otherwise results are ok.

Corrective Action: Before submitting results please check values entered @ final units. Carefully. Training for EQAS only done by Metropolis EQAS Team.

Reviewed by: Ashwani


Dated: 14.02.2024

Instrument : -

Analyte	Standard Unit	Result Value	Accepted Value
X Neutrophil.	-	<40%	40-70
# Lymphocyte.	-	>40%	
X Eosinophil.	-	6-40%	<6

Legend @ : Acceptable
 @ : Acceptable
 X : Unacceptable
 # : Not Evaluated
 ⊙ : Delayed Result Entry

Total Parameters	:
Not Evaluated Parameters	:
Evaluated Parameters	:
Outlier Parameters (X)	:
EQAS Score Haematology-PS Slide Count Qualitative	0.00 %

Checked

 14/02/24

Dr Nigam

Dr Puneet Kumar Nigam
 PT coordinator & Technical Manager, MHL EQAS
 Unit No. 409-416.
 Commercial Building - 1A
 Kohinoor Mall, Kirol Road, Kurla (W),
 Mumbai - 400070

Analyte	Instrument	Result Value	Standard Un
X Neutrophil.	-	<40%	%
# Lymphocyte.	-	>40%	%
X Eosinophil.	-	6-40%	%

Legend @ : Acceptable
 X : Unacceptable
 # : Not Evaluated
 ⊙ : Delayed Result Entry

Problem Classification:

DLC Shows Unacceptable results.

On analysis found that there is mistake on results entry.

Corrective Action:

Training for results entry completed by Metropolis EQAS Plus.

Reviewed by:

Ashwani

Dated:


14.2.24


Instrument : -

Analyte	Standard Unit	Result Value	Accepted Value
@ Diagnosis (Slide)	-	P. falciparum and P. vivax seen	P. falciparum and P. vivax seen

Legend @ : Acceptable
 @ : Acceptable
 X : Unacceptable
 # : Not Evaluated
 ⊙ : Delayed Result Entry

Total Parameters	
Not Evaluated Parameters	
Evaluated Parameters	
Outlier Parameters (X)	
EQAS Score Haematology- Peripheral smear diagnosis	100.00 %

Checked

 14.02.24

Note! → P.S shows satisfactory results.

 14.02.24

Dr Puneet Kumar Nigam

Dr Puneet Kumar Nigam
 PT coordinator & Technical Manager, MHL EQAS
 Unit No. 409-416.
 Commercial Building - 1A
 Kohinoor Mall, Kiroli Road, Kurla (W),
 Mumbai - 400070