



RML- Quality Assurance Program (RML-QAP)



Urine Routine Analysis

ALL METHOD REPORT

Lab Code: 2894

Cycle - 13/2024
Round No -04

Date: 30/04/2024

Parameters	Units	No.of. Participants	Consensus		Consensus Result	Your Value	Remark
			Number	%			
Specific Gravity	-	352	327	93%	1.010-1.020	1.020	Within Consensus
pH	-	353	323	92%	6.0	6.0	Within Consensus
Leukocytes	/µl	345	343	99%	Negative	Negative	Within Consensus
Nitrite	-	343	342	100%	Negative	Negative	Within Consensus
Protein	mg/dl	353	353	100%	Negative	Negative	Within Consensus
Glucose	mg/dl	353	353	100%	Negative	Negative	Within Consensus
Ketones	-	352	352	100%	Negative	Negative	Within Consensus
Urobilinogen	mg/dl	351	350	100%	Negative	Negative	Within Consensus
Bilirubin	mg/dl	350	350	100%	Negative	Negative	Within Consensus
Blood (Hemoglobin)	/µl	351	351	100%	Negative	Negative	Within Consensus

Legends	≥ 60% Consensus	(*) Outside Consensus	(@) No Consensus	(.) Not Reported	(#)Late Result Submission
---------	-----------------	-----------------------	------------------	------------------	---------------------------

Chief Coordinator

Programme Director

Dr.Sanjay Mehrotra

Dr.Bandana Mehrotra

Checked By

Page 1 of 6

Prepared By: DC

Doc.No.: ASS/FR/10/R 01 /Dt.: 05.01.2022



Address: B-171, Nirala Nagar, Lucknow-226020. Ph.: 4034100-130 (30 Lines), 4077180, 2788444 Fax : (0522)2788555
Email: rmlresearchfoundation@gmail.com Website: www.rmlpathology.com

Continuous Efforts And Execution Leads To Quality Excellence



RML- Quality Assurance Program (RML-QAP)



Urine Routine Analysis

METHOD WISE REPORT PART-01

Lab Code: 2894

Cycle - 13/2024
Round No -04

Date: 30/04/2024

Note: Your Lab is not the part of this method group.

Parameters	Units	Method Group	No.of. Participants	Consensus		Consensus Result	Your Value	Remark
				Number	%			
Specific Gravity	-	Semi-Automated	110	72	66%	1.020	-	-
pH	-	Semi-Automated	110	100	91%	6.0	-	-
Leukocytes	/µl	Semi-Automated	110	110	100%	Negative	-	-
Nitrite	-	Semi-Automated	110	105	96%	Negative	-	-
Protein	mg/dl	Semi-Automated	110	110	100%	Negative	-	-
Glucose	mg/dl	Semi-Automated	110	110	100%	Negative	-	-
Ketones	-	Semi-Automated	110	110	100%	Negative	-	-
Urobilinogen	mg/dl	Semi-Automated	110	110	100%	Negative	-	-
Bilirubin	mg/dl	Semi-Automated	110	110	100%	Negative	-	-
Blood (Hemoglobin)	/µl	Semi-Automated	110	109	99%	Negative	-	-

Legends	≥ 60% Consensus	(*) Outside Consensus	(@) No Consensus	(.) Not Reported	(#)Late Result Submission
---------	-----------------	-----------------------	------------------	------------------	---------------------------

Chief Coordinator

Programme Director

Dr. Sanjay Mehrotra

Dr. Bandana Mehrotra

Checked By:

Page 2 of 6

Prepared By: DC



Address: B-171, Nirala Nagar, Lucknow-226020. Ph.: 4034100-130 (30 Lines), 4077180, 2788444 Fax : (0522)2788555
Email: rmlresearchfoundation@gmail.com Website: www.rmlpathology.com

REGD. NO.: ASS / FR / 10 & / R 01 / Dt: 05.01.2024

Continuous Efforts And Execution Leads To Quality Excellence



RML- Quality Assurance Program (RML-QAP)



Urine Routine Analysis

METHOD WISE REPORT PART-02

Lab Code: 2894

Cycle - 13/2024
Round No -04


Date: 30/04/2024

Note: Your Lab is not the part of this method group.

Parameters	Units	Method Group	No.of. Participants	Consensus		Consensus Result	Your Value	Remark
				Number	%			
Specific Gravity	-	Manual	78	76	97%	1.010 -1.020	-	-
pH	-	Manual	78	74	95%	6.0	-	-
Leukocytes	/µl	Manual	78	75	99%	Negative	-	-
Nitrite	-	Manual	78	76	100%	Negative	-	-
Protein	mg/dl	Manual	78	78	100%	Negative	-	-
Glucose	mg/dl	Manual	78	78	100%	Negative	-	-
Ketones	-	Manual	78	77	100%	Negative	-	-
Urobilinogen	mg/dl	Manual	78	76	100%	Negative	-	-
Bilirubin	mg/dl	Manual	78	75	100%	Negative	-	-
Blood (Hemoglobin)	/µl	Manual	78	76	100%	Negative	-	-

Legends	≥ 60% Consensus	(*) Outside Consensus	(@) No Consensus	(.) Not Reported	(#)Late Result Submission
---------	-----------------	-----------------------	------------------	------------------	---------------------------

Chief Coordinator


Dr. Sanjay Mehrotra

Checked By:

Prepared By: DC

Programme Director


Dr. Bandana Mehrotra

Page 3 of 6

Doc. No.: ASS/FR/10B/R 01 /Dt.: 05.01.2024



Address: B-171, Nirala Nagar, Lucknow-226020. Ph.: 4034100-130 (30 Lines), 4077180, 2788444 Fax : (0522)2788555
Email: rmlresearchfoundation@gmail.com Website: www.rmlpathology.com

Continuous Efforts And Execution Leads To Quality Excellence



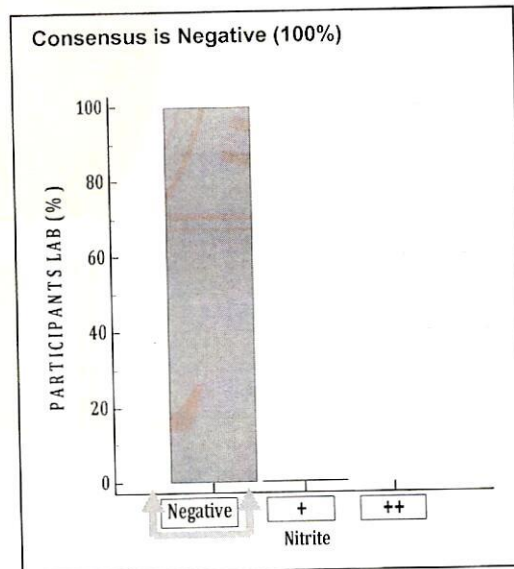
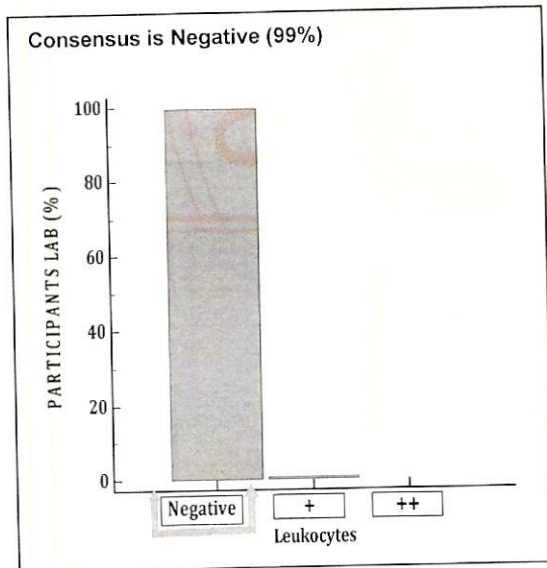
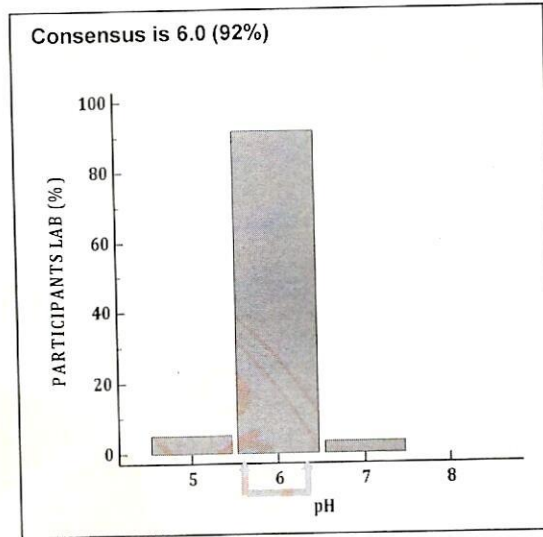
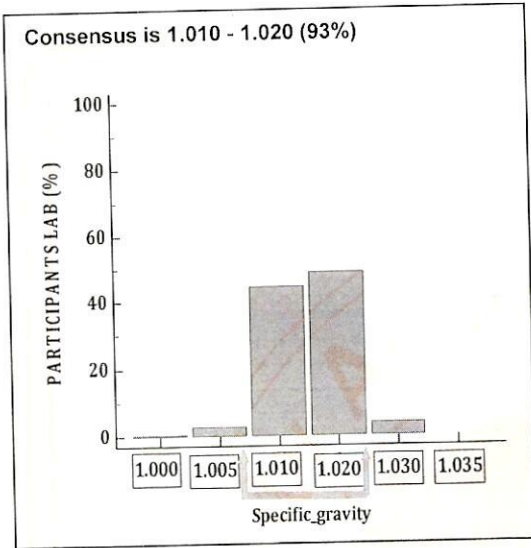
URINE ROUTINE ANALYSIS

GRAPHICAL REPORT

Cycle - 13/2024

Round-04

Date: 30/04/2024

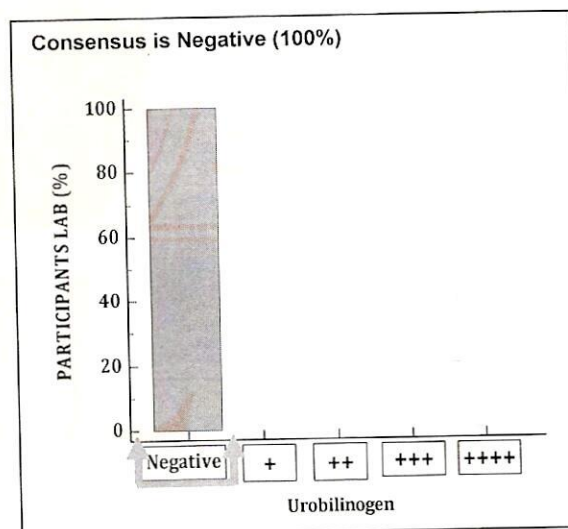
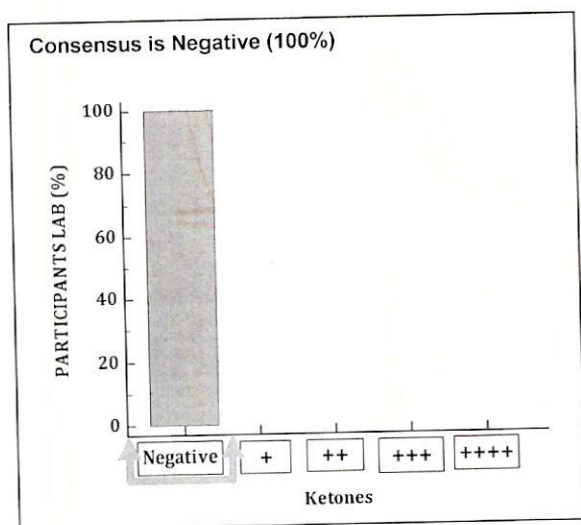
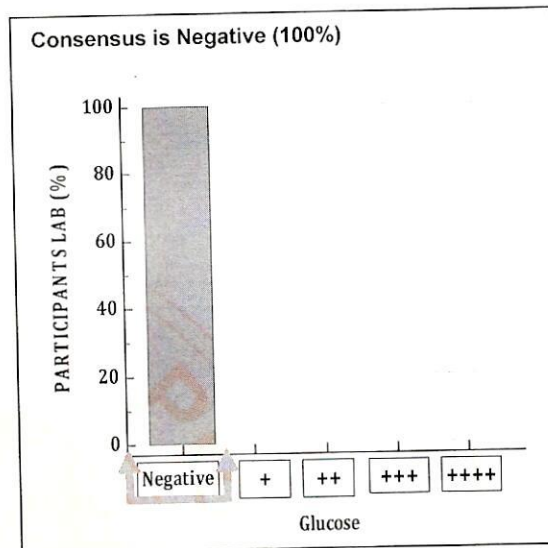
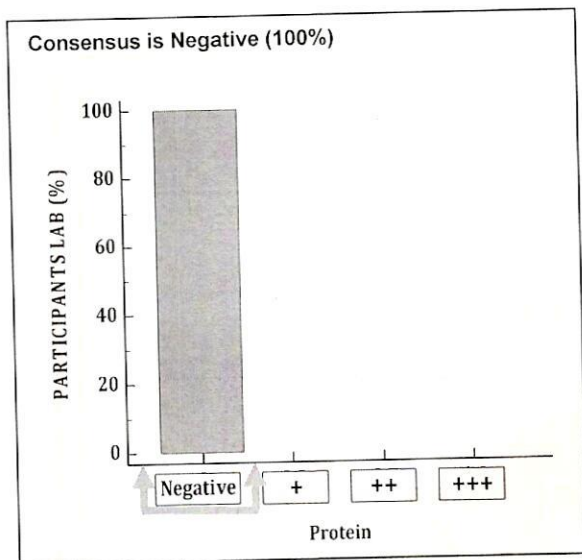


URINE ROUTINE ANALYSIS

GRAPHICAL REPORT

Cycle - 13/2024
Round-04

Date: 30/04/2024





URINE ROUTINE ANALYSIS

GRAPHICAL REPORT

Cycle - 13/2024
Round-04

Date: 30/04/2024

