



**Metropolis Healthcare Ltd., EQAS**  
SHREE VIGHNAHARTA SUPERSPECIALITY HOSPITAL (836)  
Outlier And Analyte Summary Report

Outlier Details For Cycle No 230310 and Sample No 03

Report Date : 19/12/2023

Analyte	Instrument	Result Value	Standard Unit	Z-Score
* Platelet Count	ERBA H 360	0.07	/ $\mu$ l	*
Legend @ : z score $\leq$ 2.0 - Acceptable ! : 2.0 < z score < 3.0 - Warning X : z score $\geq$ 3 - Unacceptable # : Not Evaluated ⌚ : Delayed Result Entry * : Not considered for evaluation.				

Problem Classification: \_\_\_\_\_

\_\_\_\_\_

\_\_\_\_\_

Corrective Action: \_\_\_\_\_

\_\_\_\_\_

\_\_\_\_\_

Reviewed by: \_\_\_\_\_

Dated: \_\_\_\_\_

Instrument : ERBA H 360

Analyte	Standard Unit	Result Value	Mean	Z-Score	RMZ
@ Erythrocyte (RBC) Count	mill/cu.mm	1.11	1.12	1.71	0.99
@ Total Leucocytes (WBC) count	/c.mm	2300.00	2450.00	-0.94	0.24
@ Haemoglobin	g/dL	2.90	2.85	0.20	0.59
@ MCV (Mean Corpuscular Volume)	fL	134.20	134.20	-0.08	0.63
@ MCH (Mean Corpuscular Hb)	pg	26.60	25.70	-0.58	-0.16
@ MCHC (Mean Corpuscular Hb Concentration)	g/dL	19.80	21.00	-0.47	-0.47
* Platelet Count	1000/ $\mu$ L	0.07	61.00	-6.49 *	-0.77
@ Hematocrit	%	14.90	--	0.58	1.33
@ RDW CV%	%	27.30	--	-0.79	-0.76

Legend @ : Acceptable

! : 2.0 < z score < 3.0 - Warning


X : z score  $\geq$ 3 - Unacceptable

# : Not Evaluated

⌚ : Delayed Result Entry

\* : Not considered for evaluation.

Total Parameters	9
Not Evaluated Parameters	0
Evaluated Parameters	9
Outlier Parameters (X)	1
EQAS Score Haematology - CBC	88.89 %



**Dr Puneet Kumar Nigam**  
PT coordinator & Technical Manager, MHL EQAS  
Unit No. 409-416.  
Commercial Building - 1A  
Kohinoor Mall, Kirol Road, Kurla (W),  
Mumbai - 400070

Lab : 836

Cycle No : 230412

Lab Name : SHREE VIGHNAHARTA SUPERSPECIALITY HOSPITAL

Sample No : 04

Report Date : 13/02/2024

Sample Date : 23/12/2023

**Haematology - CBC, Platelet Count, 1000/  $\mu$ L**

**Comparative Statistics**

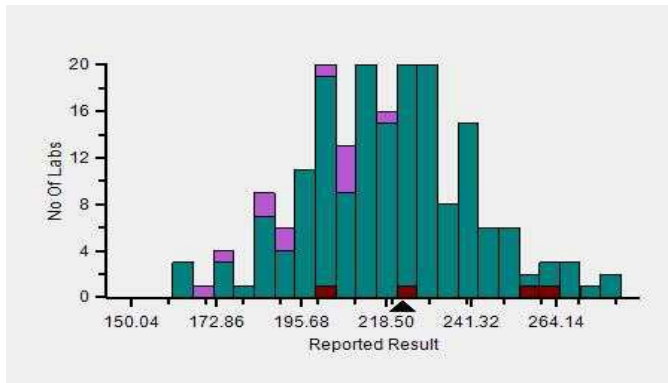
	N	Mean	SD	CV%	Excluded
All Methods	222	218.96	22.67	10.35	24
Impedance - (Your Method)	212	220.01	22.47	10.21	21
ERBA H 360 - (Your Analyzer)	5	235.75	26.95	11.43	1

**Evaluation Based On - Equipment wise Peer Grouping**

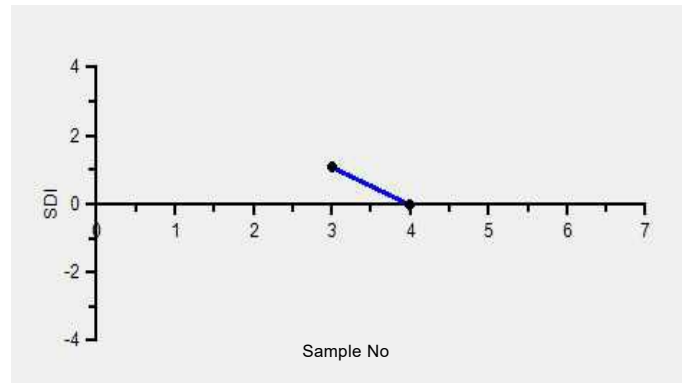
<b>Your Result</b>	223.00	<b>SDI / z-Score</b>	-0.03
<b>Assigned Value</b>	223.75	<b>Average SDI</b>	0.53
<b>SDPA</b>	22.305	<b>Uncertainty of AV</b>	5.58
<b>Standard Unit Result Val</b>	223.00	<b>%DEV</b>	-5.41

Note : # - Not evaluated / Bimodal distribution  
X : SDI more than 4

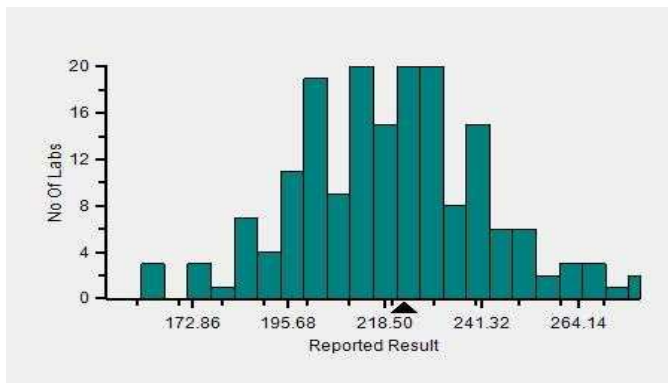
Frequency Histogram



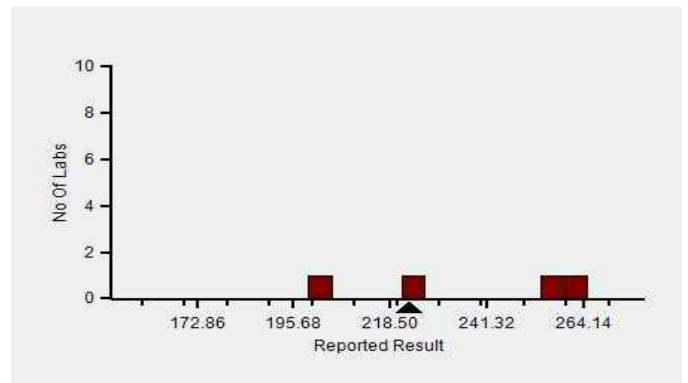
Z-Score Trend - Within Round



Frequency Histogram Your Method



Frequency Histogram Your Analyzer



Lab : 836

Cycle No : 230412

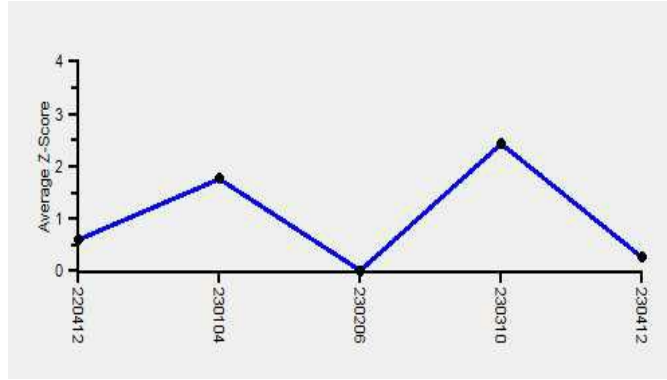
Lab Name : SHREE VIGHNAHARTA SUPERSPECIALITY HOSPITAL

Sample No : 04

Report Date : 13/02/2024

Sample Date : 23/12/2023

Frequency Histogram Your Method



**Note :** SDI with \* marked are not considered for evaluation

**Comments :**

**Haematology - CBC, Platelet Count**

		N	Mean	SD	CV%	Excluded
	All Analyzer	222	218.96	22.67	10.35	24
<b>Your Analyzer :</b>	<b>ERBA H 360</b>	<b>5</b>	<b>235.75</b>	<b>26.95</b>	<b>11.43</b>	<b>1</b>
	Horiba Yumizen H550	44	227.36	18.07	7.95	4
	Sysmex XP-100	25	208.48	17.77	8.53	2
	Horiba Yumizen H500	22	216.30	20.15	9.31	2
	Nihon Kohden Celltac Alpha	21	236.35	21.55	9.12	-
	Mindray BC-5000	14	216.77	9.71	4.48	1
	Erba ELite 580	13	218.33	10.94	5.01	1
	Horiba ABX Micros ES 60	10	221.70	23.84	10.75	-

Remarks: Interpretation of your reports

- a) If your SDI lies between +/- 2.0 SDI then your results are well within limits.
- b) If your SDI lies between +/-2.0 to 2.99 SDI then it is a warning alert flag.
- c) If your SDI is +/- 3.0 SDI or more then it is an action alert flag.

Interpretation when an analyte is reported for multiple samples in a Round:

- a) Reported on 2 samples:
  - Two out of two pass - Acceptable performance
  - One out of two pass - Review for random error & take action if appropriate
  - Both failed - Unacceptable performance, Review for systematic error
- b) Reported on 3 samples:
  - All pass - Acceptable performance
  - Two out of three pass - Review for random error & take action if appropriate
  - One out of three pass - Unacceptable performance, Review for systematic error
  - All failed - Unacceptable performance, Review for systematic error

*Dr Puneet Kumar Nigam*

**Dr Puneet Kumar Nigam**  
**PT coordinator & Technical Manager, MHL EQAS**  
Unit No. 409-416.  
Commercial Building - 1A  
Kohinoor Mall, Kirool Road, Kurla (W),  
Mumbai - 400070

This is a computer generated report hence signature is not required



PC-1022

End of Report