

Instrument : Erba EM 200

Analyte	Standard Unit	Result Value	Mean	Z-Score	RM
@ Urea	mg/dl	22.90	20.47	0.92	1.0
! Creatinine	mg/dl	0.54	0.71	-2.12	-0.0
@ Bilirubin Total	mg/dl	0.14	0.13	0.44	0.0
@ Total Protein	g/dL	6.10	5.61	1.23	0.0
@ Albumin	g/dL	3.26	3.38	-0.71	-0.0
@ Uric Acid	mg/dl	4.20	4.04	0.41	-0.0
@ Calcium	mg/dl	7.90	6.93	1.50	0.0
@ Cholesterol	mg/dl	131.00	127.58	0.40	0.0
@ Triglycerides	mg/dl	129.90	123.99	0.44	0.0
@ HDL	mg/dl	25.60	26.65	-0.46	0.0
@ ALT	U/L	9.00	9.38	-0.15	0.0
@ AST	U/L	16.00	14.89	0.18	1.0
@ ALP	U/L	44.00	45.57	-0.10	0.0
@ GGT	U/L	19.00	21.29	-0.81	0.0
@ Amylase	U/L	35.00	30.84	0.98	0.0

Instrument : Sensa Core ST 200 plus

Analyte	Standard Unit	Result Value	Mean	Z-Score	RM
@ Chloride	mmol/L	92.70	86.88	1.84	0.0
@ Sodium	mmol/L	116.00	115.01	0.67	0.0
@ Potassium	mmol/L	3.70	3.72	-0.40	-0.0

Legend @ : Acceptable

! :  $2.0 < z \text{ score} < 3.0$  - Warning ✓

X :  $z \text{ score} \geq 3$  - Unacceptable

# : Not Evaluated

⊙ : Delayed Result Entry

\* : Not considered for evaluation.

Total Parameters	100
Not Evaluated Parameters	0
Evaluated Parameters	100
Outlier Parameters (X)	0
EQAS Score Biochemistry	100.00 %

DK Nigam

Dr Puneet Kumar Nigam  
PT coordinator & Technical Manager, MHL EQAS  
Unit No. 409-416.  
Commercial Building - 1A  
Kohinoor Mall, Kirod Road, Kurla (W),  
Mumbai - 400070

*Checked.*

Note! → Only Creatinine Shows  
Z score (-2.12) Warning Signal.


*[Signature]*

Instrument : Erba EM 200

Analyte	Standard Unit	Result Value	Mean	Z-Score	RA
! Glucose ✓	mg/dl	85.40	74.09	2.48	0.1
@ Urea	mg/dl	23.80	21.32	1.25	1.0
@ Creatinine ✓	mg/dl	0.61	0.77	-1.05	-0.1
@ Bilirubin Total	mg/dl	0.31	0.33	-0.03	0.0
@ Bilirubin Direct	mg/dl	0.14	0.13	0.36	0.0
! Total Protein	g/dL	7.09	6.08	2.09	0.1
@ Albumin	g/dL	3.60	3.53	0.17	-0.1
@ Uric Acid	mg/dl	4.50	4.19	0.68	-0.1
@ Calcium	mg/dl	7.20	6.57	0.92	0.1
@ Cholesterol	mg/dl	128.00	124.17	0.37	0.0
@ Triglycerides	mg/dl	155.60	146.07	0.72	0.0
@ ALP	U/L	45.00	43.50	0.11	0.0
@ GGT	U/L	24.00	22.57	0.70	0.0
@ Amylase	U/L	41.00	38.00	0.60	0.0

Legend @ : Acceptable  
 ! : 2.0 < z score < 3.0 - Warning  
 X : z score ≥ 3 - Unacceptable  
 # : Not Evaluated  
 ⊙ : Delayed Result Entry  
 \* : Not considered for evaluation.


Total Parameters	1.0
Not Evaluated Parameters	1.0
Evaluated Parameters	1.0
Outlier Parameters (X)	1.0
EQAS Score Biochemistry	100.00 %

*Checked*  
  
 13-02-24

Note! → Only Glucose & T. Protein  
 Shows Z Score 2.48, 2.09.  
 Both are on Warning. Can  
 accept. this cycle only.

DK Nigam

Dr Puneet Kumar Nigam  
 PT coordinator & Technical Manager, MHL EQAS  
 Unit No. 409-416.  
 Commercial Building - 1A  
 Kohinoor Mall, Kiroi Road, Kurla (W),  
 Mumbai - 400070

  
 14.02.24

Instrument : Erba EM 200

Analyte	Standard Unit	Result Value	Mean	Z-Score	RM
@ HDL	mg/dl	45.60	36.92	1.21	0.1
@ ALT ✓	U/L	25.00	19.77	0.93	0.
@ AST	U/L	46.00	39.92	0.76	1.

Instrument : Sensa Core ST 200 plus

Analyte	Standard Unit	Result Value	Mean	Z-Score	RM
@ Chloride	mmol/L	119.30	119.48	-0.35	0.1
@ Sodium	mmol/L	158.20	155.09	-0.08	0.
@ Potassium	mmol/L	6.38	6.38	-0.82	-0.

Legend @ : Acceptable  
 ! : 2.0 < z score < 3.0 - Warning  
 X : z score ≥3 - Unacceptable  
 # : Not Evaluated  
 ⊙ : Delayed Result Entry  
 \* : Not considered for evaluation.

Total Parameters	100.00 %
Not Evaluated Parameters	
Evaluated Parameters	
Outlier Parameters (X)	
EQAS Score Biochemistry	100.00 %

*Dr Puneet Kumar Nigam*

Dr Puneet Kumar Nigam  
 PT coordinator & Technical Manager, MHL EQAS  
 Unit No. 409-416.  
 Commercial Building - 1A  
 Kohinoor Mall, Kiroi Road, Kurla (W),  
 Mumbai - 400070



# Metropolis Healthcare Ltd., EQAS

AAKASH HOSPITAL-LAB (1090)

Outlier And Analyte Summary Report

Result Details For Cycle No 230412 and Sample No 02

Report Date : 13/02/2024

Instrument : Erba EM 200

Analyte	Standard Unit	Result Value	Mean	Z-Score	RI
@ HbA1c	%	5.80	5.47	1.29	0.

Legend @ : Acceptable

! : 2.0 < z score < 3.0 - Warning

X : z score ≥ 3 - Unacceptable

# : Not Evaluated

○ : Delayed Result Entry

★ : Not considered for evaluation.

Total Parameters	
Not Evaluated Parameters	
Evaluated Parameters	
Outlier Parameters (X)	
EQAS Score HbA1c	100.00 %

*Checked*  
*[Signature]*  
*14.02.24*

*DK Nigam*

Dr Puneet Kumar Nigam  
PT coordinator & Technical Manager, MHL EQAS  
Unit No. 409-416,  
Commercial Building - 1A  
Kohinoor Mall, Kiroli Road, Kurla (W),  
Mumbai - 400070



**Metropolis Healthcare Ltd., EQAS**

AAKASH HOSPITAL-LAB (1090)

Outlier And Analyte Summary Report

Result Details For Cycle No 240104 and Sample No 02

Report Date : 10/07/2024

Instrument : Erba EM 200

Analyte	Standard Unit	Result Value	Mean	Z-Score	RMZ
@ HbA1c	%	7.80	7.26	1.50	0.60

- Legend @ : Acceptable  
 | : 2.0 < z score < 3.0 - Warning  
 X : z score ≥ 3 - Unacceptable  
 # : Not Evaluated  
 ⊙ : Delayed Result Entry  
 \* : Not considered for evaluation.

Total Parameters	1
Not Evaluated Parameters	0
Evaluated Parameters	1
Outlier Parameters (X)	0
EQAS Score HbA1c	100.00 %

*SEEK*  
*M...*  
 10.7.24

*Dr Puneet Kumar Nigam*

Dr Puneet Kumar Nigam  
 PT coordinator & Technical Manager, MHL EQAS  
 Unit No. 409-416.  
 Commercial Building - 1A  
 Kohinoor Mall, Kirool Road, Kurla (W),  
 Mumbai - 400070



# Metropolis Healthcare Ltd., EQAS

AAKASH HOSPITAL-LAB (1090)

## Outlier And Analyte Summary Report

Outlier Details For Cycle No 240104 and Sample No 02

Report Date : 10/07/2024

Analyte	Instrument	Result Value	Standard Unit	Z-Score
No Outlier				
Legend @ : z score $\leq$ 2.0 - Acceptable ! : 2.0 < z score < 3.0 - Warning X : z score $\geq$ 3 - Unacceptable # : Not Evaluated ⊙ : Delayed Result Entry * : Not considered for evaluation.				

Problem Classification: H2A C results satisfactory.

Corrective Action: No. CA required.

Reviewed by: [Signature]  
10/7/24

Dated: 10/7/24



**Metropolis Healthcare Ltd., EQAS**  
 AAKASH HOSPITAL-LAB (1090)  
 Outlier And Analyte Summary Report  
 Result Details For Cycle No 240104 and Sample No 01

Report Date : 10/07/2024

Instrument : Erba EM 200

Analyte	Standard Unit	Result Value	Mean	Z-Score	RMZ
		31.40	33.77	-0.46	1.14
@ Urea	mg/dl	0.83	0.82	<u>0.35</u>	-0.59
@ Creatinine	mg/dl	0.21	0.18	0.13	0.29
@ Bilirubin Total	mg/dl	0.14	0.08	1.28	0.38
@ Bilirubin Direct	mg/dl	6.90	6.48	0.50	0.73
@ Total Protein	g/dL	4.07	3.99	0.42	0.05
@ Albumin	g/dL	4.30	4.48	-0.29	-0.02
@ Uric Acid	mg/dl	8.80	8.83	0.22	0.06
@ Calcium	mg/dl	189.00	165.97	2.30	0.77
# Cholesterol	mg/dl	172.50	147.36	2.41	1.08
# Trnglycendes	mg/dl	34.80	38.35	-0.18	-0.21
@ HDL	mg/dl	19.00	16.01	0.85	0.45
@ ALT	U/L	31.00	29.58	0.45	1.55
@ AST	U/L	79.00	80.60	<u>-0.15</u>	0.59
@ ALP	U/L	26.00	26.23	0.21	0.31
@ GGT	U/L	52.00	50.29	0.52	0.85
@ Amylase	U/L				

Instrument : Sensa Core ST 200 plus

Analyte	Standard Unit	Result Value	Mean	Z-Score	RMZ
@ Chloride	mmol/L	118.00	110.94	0.80	0.91
@ Sodium	mmol/L	157.00	159.60	-0.50	0.27
@ Potassium	mmol/L	5.90	5.99	-0.57	-0.25

- Legend @ : Acceptable  
 ! : 2.0 < z score < 3.0 - Warning  
 X : z score ≥ 3 - Unacceptable  
 # : Not Evaluated  
 ⊙ : Delayed Result Entry  
 \* : Not considered for evaluation.

Total Parameters	19
Not Evaluated Parameters	0
Evaluated Parameters	19
Outlier Parameters (X)	0
EQAS Score Biochemistry	100.00 %

*DK Nigam*

Dr Puneet Kumar Nigam  
 PT coordinator & Technical Manager, MHL EQAS  
 Unit No. 409-416,  
 Commercial Building - 1A  
 Kohinoor Mall, Kiroi Road, Kurla (W),  
 Mumbai - 400070

*Sensa*  
*[Signature]*  
 10.7.24

Analyte	Instrument	Result Value	Standard Unit	Z-Score
! Cholesterol	Erba EM 200	189.00	mg/dl	2.3
! Triglycerides	Erba EM 200	172.50	mg/dl	2.41
Legend @ : z score $\leq$ 2.0 - Acceptable ! : 2.0 < z score < 3.0 - Warning X : z score $\geq$ 3 - Unacceptable # : Not Evaluated ⊙ : Delayed Result Entry * : Not considered for evaluation.				

Problem Classification: All Parameters acceptable

Only Cholesterol & Triglyceride shows warning signal.

Corrective Action: But For sample No. 2 both are acceptable

Reviewed by: Ashwini

Dated: 10/07/2024



Instrument : Erba EM 200

Analyte	Standard Unit	Result Value	Mean	Z-Score	RMZ
@ Glucose	mg/dl	85.70	83.88	0.00	0.48
@ Urea	mg/dl	27.30	24.64	1.05	1.14
! Creatinine	mg/dl	0.62	0.95	<u>-2.37</u>	-0.59
@ Bilirubin Total	mg/dl	0.19	0.15	0.63	0.29
@ Bilirubin Direct	mg/dl	0.06	0.07	-0.34	0.38
@ Total Protein	g/dL	7.51	7.02	0.30	0.73
@ Albumin	g/dL	4.33	4.18	0.36	0.05
@ Uric Acid	mg/dl	4.80	4.67	0.33	-0.02
@ Calcium	mg/dl	8.40	8.45	-0.27	0.06
@ Cholesterol	mg/dl	164.00	154.33	0.67	0.77
@ Triglycerides	mg/dl	131.90	121.73	0.58	1.08
@ HDL	mg/dl	27.10	33.71	-1.17	-0.21
@ ALT	U/L	8.00	5.33	1.23	0.45
@ AST	U/L	20.00	13.39	1.91	1.55
! ALP	U/L	90.00	58.53	<u>2.16</u>	0.59
@ GGT	U/L	29.00	29.99	-0.20	0.31
@ Amylase	U/L	50.00	43.40	1.06	0.85

Instrument : Sensa Core ST 200 plus

Analyte	Standard Unit	Result Value	Mean	Z-Score	RMZ
@ Chloride	mmol/L	107.80	105.26	0.60	0.91
@ Sodium	mmol/L	133.60	138.70	-0.03	0.27
@ Potassium	mmol/L	4.90	5.13	-0.56	-0.25

Legend @ : Acceptable

! : 2.0 < z score < 3.0 - Warning

X : z score ≥ 3 - Unacceptable

# : Not Evaluated

⊙ : Delayed Result Entry

\* : Not considered for evaluation.

Total Parameters	20
Not Evaluated Parameters	0
Evaluated Parameters	20
Outlier Parameters (X)	0
EQAS Score Biochemistry	100.00 %

*Dr Puneet Kumar Nigam*

Dr Puneet Kumar Nigam  
PT coordinator & Technical Manager, MHL EQAS  
Unit No. 409-416,  
Commercial Building - 1A  
Kohinoor Mall, Kirod Road, Kurla (W),  
Mumbai - 400070

*[Signature]*  
10/7/24

Analyte	Instrument	Result Value	Standard Unit	Z-Score
! Creatinine	Erba EM 200	0.62	mg/dl	-2.37
! ALP	Erba EM 200	90.00	IU/L	2.16

Legend @ : z score  $\leq$  2.0 - Acceptable  
 ! : 2.0 < z score < 3.0 - Warning  
 X : z score  $\geq$  3 - Unacceptable  
 # : Not Evaluated  
 ⊙ : Delayed Result Entry  
 \* : Not considered for evaluation.


Problem Classification:

All Parameters are acceptable.  
 Only Creatinine 2 Score is -2.37 &  
 ALP 2.16 But Both Parameters are acceptable

Corrective Action:

In Sample No. 01

Reviewed by:

  
 10/7/24

Dated:

10/7/24