



# Metropolis Healthcare Ltd., EQAS

KRSNAA DIAGNOSTICS LTD MANDI (1237)

## Outlier And Analyte Summary Report

Outlier Details For Cycle No 240104 and Sample No 01

Report Date : 10/07/2024

Analyte	Instrument	Result Value	Standard Unit	Z-Score
! MCH (Mean Corpuscular Hb)	Horiba ABX Micros ES 60	29.70	pg	2.75
Legend @ : z score $\leq$ 2.0 - Acceptable ! : 2.0 < z score < 3.0 - Warning X : z score $\geq$ 3 - Unacceptable # : Not Evaluated ⌚ : Delayed Result Entry * : Not considered for evaluation.				

**Problem Classification:** \_\_\_\_\_  
\_\_\_\_\_  
\_\_\_\_\_

**Corrective Action:** \_\_\_\_\_  
\_\_\_\_\_  
\_\_\_\_\_

**Reviewed by:** \_\_\_\_\_

**Dated:** \_\_\_\_\_

Instrument : Horiba ABX Micros ES 60

Analyte	Standard Unit	Result Value	Mean	Z-Score	RMZ
@ Erythrocyte (RBC) Count	mill/cu.mm	2.35	2.46	-0.42	-0.45
@ Total Leucocytes (WBC) count	/c.mm	4200.00	4473.85	-0.66	-0.88
@ Haemoglobin	g/dL	7.00	7.09	-0.19	-0.15
@ MCV (Mean Corpuscular Volume)	fL	104.00	104.16	-0.50	-0.60
! MCH (Mean Corpuscular Hb)	pg	29.70	28.63	2.75	2.09
@ MCHC (Mean Corpuscular Hb Concentration)	g/dL	28.70	26.98	1.40	2.09
@ Platelet Count	1000/ µL	133.00	150.31	-0.43	-0.87
@ Hematocrit	%	24.30	26.60	-1.00	-1.04
@ RDW CV%	%	18.40	19.22	0.03	0.32

Legend @ : Acceptable

! : 2.0 < z score < 3.0 - Warning


X : z score ≥ 3 - Unacceptable

# : Not Evaluated

⌚ : Delayed Result Entry

\* : Not considered for evaluation.

Total Parameters	9
Not Evaluated Parameters	0
Evaluated Parameters	9
Outlier Parameters (X)	0
EQAS Score Haematology - CBC	100.00 %



**Dr Puneet Kumar Nigam**  
PT coordinator & Technical Manager, MHL EQAS  
Unit No. 409-416.  
Commercial Building - 1A  
Kohinoor Mall, Kirol Road, Kurla (W),  
Mumbai - 400070



# Metropolis Healthcare Ltd., EQAS

KRSNAA DIAGNOSTICS LTD MANDI (1237)

## Outlier And Analyte Summary Report

Outlier Details For Cycle No 240104 and Sample No 02

Report Date : 10/07/2024

Analyte	Instrument	Result Value	Standard Unit	Z-Score
! MCHC (Mean Corpuscular Hb Concentration)	Horiba ABX Micros ES 60	29.10	g/dL	2.77
Legend @ : z score $\leq$ 2.0 - Acceptable ! : 2.0 < z score < 3.0 - Warning X : z score $\geq$ 3 - Unacceptable # : Not Evaluated ⌚ : Delayed Result Entry * : Not considered for evaluation.				

**Problem Classification:** \_\_\_\_\_  
\_\_\_\_\_  
\_\_\_\_\_

**Corrective Action:** \_\_\_\_\_  
\_\_\_\_\_  
\_\_\_\_\_

**Reviewed by:** \_\_\_\_\_

**Dated:** \_\_\_\_\_

Instrument : Horiba ABX Micros ES 60

Analyte	Standard Unit	Result Value	Mean	Z-Score	RMZ
@ Erythrocyte (RBC) Count	mill/cu.mm	2.59	2.72	-0.47	-0.45
@ Total Leucocytes (WBC) count	/c.mm	8500.00	9058.33	-1.09	-0.88
@ Haemoglobin	g/dL	8.40	8.47	-0.10	-0.15
@ MCV (Mean Corpuscular Volume)	fL	111.00	116.00	-0.69	-0.60
@ MCH (Mean Corpuscular Hb)	pg	32.30	31.14	1.42	2.09
! MCHC (Mean Corpuscular Hb Concentration)	g/dL	29.10	26.50	2.77	2.09
@ Platelet Count	1000/ µL	224.00	255.58	-1.30	-0.87
@ Hematocrit	%	28.80	31.49	-1.08	-1.04
@ RDW CV%	%	19.20	18.77	0.60	0.32

Legend @ : Acceptable

! : 2.0 < z score < 3.0 - Warning


X : z score ≥ 3 - Unacceptable

# : Not Evaluated

⌚ : Delayed Result Entry

\* : Not considered for evaluation.

Total Parameters	9
Not Evaluated Parameters	0
Evaluated Parameters	9
Outlier Parameters (X)	0
EQAS Score Haematology - CBC	100.00 %



**Dr Puneet Kumar Nigam**  
PT coordinator & Technical Manager, MHL EQAS  
Unit No. 409-416.  
Commercial Building - 1A  
Kohinoor Mall, Kirol Road, Kurla (W),  
Mumbai - 400070



# Metropolis Healthcare Ltd., EQAS

KRSNAA DIAGNOSTICS LTD MANDI (1237)

## Outlier And Analyte Summary Report

Outlier Details For Cycle No 240104 and Sample No 05

Report Date : 10/07/2024

Analyte	Instrument	Result Value	Standard Unit
No Outlier			
Legend @ : Acceptable X : Unacceptable # : Not Evaluated ⌚ Delayed Result Entry			

**Problem Classification:** \_\_\_\_\_  
\_\_\_\_\_  
\_\_\_\_\_


**Corrective Action:** \_\_\_\_\_  
\_\_\_\_\_  
\_\_\_\_\_

**Reviewed by:** \_\_\_\_\_

**Dated:** \_\_\_\_\_

Instrument : -

Analyte	Standard Unit	Result Value	Accepted Value										
@ Diagnosis (Slide)	-	P. vivax	P. vivax										
Legend @ : Acceptable	<table border="1"> <tbody> <tr> <td>Total Parameters</td> <td>1</td> </tr> <tr> <td>Not Evaluated Parameters</td> <td>0</td> </tr> <tr> <td>Evaluated Parameters</td> <td>1</td> </tr> <tr> <td>Outlier Parameters (X)</td> <td>0</td> </tr> <tr> <td>EQAS Score Haematology- Peripheral smear diagnosis</td> <td>100.00 %</td> </tr> </tbody> </table>			Total Parameters	1	Not Evaluated Parameters	0	Evaluated Parameters	1	Outlier Parameters (X)	0	EQAS Score Haematology- Peripheral smear diagnosis	100.00 %
Total Parameters				1									
Not Evaluated Parameters				0									
Evaluated Parameters				1									
Outlier Parameters (X)				0									
EQAS Score Haematology- Peripheral smear diagnosis	100.00 %												
@ : Acceptable													
X : Unacceptable													
# : Not Evaluated													
⊙ : Delayed Result Entry													



**Dr Puneet Kumar Nigam**  
PT coordinator & Technical Manager, MHL EQAS  
Unit No. 409-416.  
Commercial Building - 1A  
Kohinoor Mall, Kiroi Road, Kurla (W),  
Mumbai - 400070