

Instrument : Manual

Analyte	Standard Unit	Result Value	Accepted Value
X Widal test - Typhi O antigen (TO)	-	1:80	No Agglutination
X Widal test - Typhi H antigen (TH)	-	1:160	No Agglutination
@ RPR (Syphilis Serology)	-	Non-reactive	Non-reactive
@ Dengue NS 1	RU/ml	Negative	Negative
@ Widal test - ParaTyphi A-H antigen (AH)	-	No Agglutination	No Agglutination
@ Widal test - ParaTyphi B-H antigen (BH)	-	No Agglutination	No Agglutination
@ Dengue IgM	RU/ml	Negative	Negative
@ Dengue IgG	RU/ml	Negative	Negative

Instrument : J Mitra

Analyte	Standard Unit	Result Value	Accepted Value
@ HBsAg	IU/mL	Non-reactive	Non-reactive
@ HCV	IU/mL	Non-reactive	Non-reactive
@ HIV Ab	S/CO	Non-reactive	Non-reactive

Legend @ : Acceptable

⊕ : Acceptable

X : Unacceptable

: Not Evaluated

⊙ : Delayed Result Entry

Total Parameters	11
Not Evaluated Parameters	0
Evaluated Parameters	11
Outlier Parameters (X)	2
EQAS Score Immunoassay Extended	81.82 %

Dr Puneet Kumar Nigam

Dr Puneet Kumar Nigam
PT coordinator & Technical Manager, MHL EQAS
Unit No. 409-416.
Commercial Building - 1A
Kohinoor Mall, Kirof Road, Kurta (W),
Mumbai - 400070

PS - 15143

Attalwar 19/07/24

Instrument : Manual

Analyte	Standard Unit	Result Value	Accepted Value
X Widal test - Typhi O antigen (TO)	-	1:80	No Agglutination
X Widal test - Typhi H antigen (TH)	-	1:80	No Agglutination
@ RPR (Syphilis Serology)	-	Non-reactive	Non-reactive
@ Dengue NS 1	RU/ml	Negative	Negative
@ Widal test - ParaTyphi A-H antigen (AH)	-	No Agglutination	No Agglutination
@ Widal test - ParaTyphi B-H antigen (BH)	-	No Agglutination	No Agglutination
@ Dengue IgM	RU/ml	Negative	Negative
@ Dengue IgG	RU/ml	Negative	Negative

Instrument : J Mitra

Analyte	Standard Unit	Result Value	Accepted Value
@ HBsAg	IU/mL	Reactive	Reactive
@ HCV	IU/mL	Non-reactive	Non-reactive
@ HIV Ab	S/CO	HIV-1/HIV-2 Ab Reactive	HIV-1/HIV-2 Ab Reactive

Legend @ : Acceptable

@ : Acceptable

X : Unacceptable

: Not Evaluated

⊙ : Delayed Result Entry

Total Parameters	11
Not Evaluated Parameters	0
Evaluated Parameters	11
Outlier Parameters (X)	2
EQAS Score Immunoassay Extended	81.82 %

DK Nigam

Dr Puneet Kumar Nigam
 PT coordinator & Technical Manager, MHL EQAS
 Unit No. 409-416,
 Commercial Building - 1A
 Kohinoor Mall, Kiroli Road, Kuria (W),
 Mumbai - 400070

15/4/24

19/8/24

Instrument : J Mitra

Analyte	Standard Unit	Result Value	Accepted Value
@ HBsAg	IU/mL	Reactive	Reactive
@ HCV	IU/mL	Reactive	Reactive
# HIV Ab	S/CO	Non-reactive	

Legend @ : Acceptable	Total Parameters	3
@ : Acceptable	Not Evaluated Parameters	1
X : Unacceptable	Evaluated Parameters	2
# : Not Evaluated	Outlier Parameters (X)	0
⊖ : Delayed Result Entry	EQAS Score Immunoassay Extended	100.00 %

Dr Puneet Kumar Nigam

Dr Puneet Kumar Nigam
 PT coordinator & Technical Manager, MHL EQAS
 Unit No. 409-416.
 Commercial Building - 1A
 Kohinoor Mall, Kirof Road, Kurla (W).
 Mumbai - 400070


Pg
 15143

Hannover
 19849.

HIV 1/2 Ab
3-Line
C T2 T1
▲ ▲ ▲
QI-01



Abbot
HIV 1/2 3.0
C T1
▲ ▲ ▲
10-20 min
SP 10 WB 20ul



Abbot
HCV
C I
▲ ▲
5-20 min
10ul
QI-01


QI-01

VIRUCHECK
QI-01


Dengue
IgM/IgG
C M
Q+M
Dengue
NS-1
C I
Sample
QI-01

Strip Support
NO: QI-01

19/4/93
Hansen
19/4/93



01-02




Abbott
HIV 1/2 3.0
01-02

C 2 1



10-20 min


SP10 / WS20 µl



01-02

15/13

HEALTHCARE
P8847



Metropolis Healthcare Ltd., EQAS
 PT Outlier Investigation Report

Lab : 1039 / KRISNA DIAGNOSTICS LTD, GURDASPUR

Cycle + Sample No : 24910402

Analyte Scheme :

Immunoassay Extended

PT Result Received Date

26/06/2024

Name Of The Test

Widal test - Typhi H antigen (TH)

Result

1.80

Z Score

--

Upload Date : 23/07/2024

Previous trends/Unacceptable results :

last 6-12 month

: NO TRENDS IN LAST 6 MONTHS

Last 3 months

: NO TRENDS IN LAST 3 MONTHS

Data Entry Check

: YES CORRECT DATA ENTRY

Investigation

: RERUN SAMPLE

Conclusion

: AGGLUTINATION NOT VISIBLE PROPERLY

Was patient data affected?

: PATIENT DATA NOT IMPACTED

Classification Of Problem

: Technical

Immediate Action

: RERUN ANALYTE

Corrective Action

: RERUN THE ANALYTE AND EVALUATION DONE & IT'S ACCEPTABLE

Preventive Action

: RERUN THE ANALYTE AND EVALUATION DONE & IT'S ACCEPTABLE

Remark

: RERUN THE ANALYTE AND RESULT IS SATISFACTORY

PT Result Received Date

26/06/2024

Name Of The Test

Widal test - Typhi O antigen (TO)

Result

1.80

Z Score

--

Upload Date : 23/07/2024

Previous trends/Unacceptable results :

last 6-12 month

: NO TRENDS IN LAST 6 MONTHS

Last 3 months

: NO TRENDS IN LAST 3 MONTHS

Data Entry Check

: YES CORRECT DATA ENTRY

Investigation

: RERUN SAMPLE

Conclusion

: AGGLUTINATION NOT VISIBLE PROPERLY

Was patient data affected?

: PATIENT DATA NOT IMPACTED

Classification Of Problem

: Technical

Immediate Action

: RERUN ANALYTE

Corrective Action

: RERUN THE ANALYTE

Preventive Action

: RERUN THE ANALYTE AND EVALUATION DONE & IT'S ACCEPTABLE

Remark

: RERUN THE ANALYTE AND RESULT IS SATISFACTORY

This is a computer generated report hence signature is not required

AS
 15/4/24

-Anurag
 19/5/24

INTER LABORATORY COMPARISON RESULTS

Sr. No	Date	Analyte Name	Barcode ID	Lab Result	Unit	ILC Lab Result	Unit	Acceptability Criteria	Observed CV %	Acceptability range	Result Acceptable Yes/No	Done by	Reviewed by
1	24/1/24	Typhi D	1193SD134	1:80	-	1:80	-		Concordance		Yes	Ajmal	AS
2	"	Typhi H	"	1:80	-	1:80	-		Concordance		Yes	Ajmal	AS
3	"	Typhi AH	"	N.A	-	N.A	-		Concordance		Yes	Ajmal	AS
4	"	Typhi BH	"	N.A	-	N.A	-		Concordance		Yes	Ajmal	AS


Qualitative: Clinically comparable results shall be Concordance.
Clinically not comparable results shall be Discordance.

Quantitative: Acceptability: 10% (1:1) per NABL 112)

Sign of Doctor



Medical Laboratory Report

Patient Name : Ms JASKIRAT KAUR Patient UID No : PRG240700069116
 Age and Gender : 13 Years / Female PRN No : PRG240700069116
 Category : OPD - PB GURDASPUR Registered On : 23 Jul 2024 13:58
 Referring Doctor : CIVIL HOSPITAL GURDASPUR Sample UID No. 
 Sample Processed at : KRSNAA DIAGNOSTICS (MOHALI) PVT LTD, INSIDE CIVIL
 HOSPITAL NEAR HUSSAINPURA CHOWK
 AMRITSAR - 143001, PUNJAB 119350734

SEROLOGY

Test Done	Observed Value	Units	Biological Reference Interval
WIDAL TEST			
Salmonella typhi O SERUM DAGGLUTINATION	(1 : 80) Agglutination seen		No Agglutination seen
Salmonella typhi H SERUM DAGGLUTINATION	1 : 80 Agglutination seen		No Agglutination seen
Salmonella Paratyphi AH SERUM DAGGLUTINATION	No Agglutination seen		No Agglutination seen
Salmonella Paratyphi BH SERUM DAGGLUTINATION	No Agglutination seen		No Agglutination seen
Impression SERUM DAGGLUTINATION	NEGATIVE		

Single positive titre should be interpreted with caution. It is advisable to repeat all positive results and look for increasing or decreasing titre levels.
 All positive titres are confirmed by tube method.



Priyanka Panday
DR. PRIYANKA PANDAY
 (CONSULTANT PATHOLOGIST)

--- END OF REPORT ---

Sample Collected On : 23.07.2024 14:06 Sample Accepted On : 23.07.2024 19:25 Printed On : 25.07.2024 12:21
 Results Authenticated : 23.07.2024 19:48 Results Reported : 23.07.2024 20:09





Medical Laboratory Report

Patient Name : Ms JASKIRAT KAUR
Age and Gender : 13 Years / Female
Category : OPD - PB GURDASPUR
Referring Doctor : DR DIKSHA GUPTA
Sample Processed at : PB GURDASPUR

Patient UID No : PRG240700069116
PRN No : PRG240700069116
Registered On : 22 Jul 2024 10:31
Sample UID No.  119350734

SEROLOGY

Test Done	Observed Value	Units	Biological Reference Interval
WIDAL TEST			
Salmonella typhi O Slide Agglutination	1 : 80 Agglutination seen		No Agglutination seen
Salmonella typhi H Slide Agglutination	1 : 80 Agglutination seen		No Agglutination seen
Salmonella Paratyphi AH Slide Agglutination	No Agglutination seen		No Agglutination seen
Salmonella Paratyphi BH Slide Agglutination	No Agglutination seen		No Agglutination seen

Impression

NEGATIVE

Single positive titre should be interpreted with caution. It is advisable to repeat all positive results and look for increasing or decreasing titre levels.

All positive titres are confirmed by tube method.

--- END OF REPORT ---




DR. SIMRANDEEP KAUR
(MBBS, MD PATHOLOGY)
CONSULTANT PATHOLOGIST

Sample Collected On : 22.07.2024 10:36
Results Authorized : 22.07.2024 11:33

Sample Accepted On : 22.07.2024 10:37
Results Reported : 22.07.2024 11:43

Printed On : E18048
25.07.2024 12:21