



Metropolis Healthcare Ltd., EQAS

KRSNAA DIAGNOSTICS LTD, RAMPUR (1239)

Outlier And Analyte Summary Report

Outlier Details For Cycle No 240104 and Sample No 01

Report Date : 10/07/2024

Analyte	Instrument	Result Value	Standard Unit
X Widal test - Typhi O antigen (TO)	Manual	1:80	-
Legend @ : Acceptable X : Unacceptable # : Not Evaluated ⌚ : Delayed Result Entry			

Problem Classification: _____

Corrective Action: _____


Reviewed by: _____

Dated: _____

Instrument : Manual

Analyte	Standard Unit	Result Value	Accepted Value
@ HBsAg	IU/mL	Non-reactive	Non-reactive
@ HCV	IU/mL	Non-reactive	Non-reactive
@ RPR (Syphilis Serology)	-	Non-reactive	Non-reactive
X Widal test - Typhi O antigen (TO)	-	1:80	No Agglutination
@ Widal test - Typhi H antigen (TH)	-	No Agglutination	No Agglutination
@ Widal test - ParaTyphi A-H antigen (AH)	-	No Agglutination	No Agglutination
@ Widal test - ParaTyphi B-H antigen (BH)	-	No Agglutination	No Agglutination

Legend @ : Acceptable	<table border="1"> <tr> <td>Total Parameters</td> <td>7</td> </tr> <tr> <td>Not Evaluated Parameters</td> <td>0</td> </tr> <tr> <td>Evaluated Parameters</td> <td>7</td> </tr> <tr> <td>Outlier Parameters (X)</td> <td>1</td> </tr> <tr> <td>EQAS Score Immunoassay Extended</td> <td>85.71 %</td> </tr> </table>	Total Parameters	7	Not Evaluated Parameters	0	Evaluated Parameters	7	Outlier Parameters (X)	1	EQAS Score Immunoassay Extended	85.71 %
Total Parameters		7									
Not Evaluated Parameters		0									
Evaluated Parameters		7									
Outlier Parameters (X)		1									
EQAS Score Immunoassay Extended	85.71 %										
@ : Acceptable											
X : Unacceptable											
# : Not Evaluated											
⌚ : Delayed Result Entry											



Dr Puneet Kumar Nigam
PT coordinator & Technical Manager, MHL EQAS
Unit No. 409-416.
Commercial Building - 1A
Kohinoor Mall, Kiroli Road, Kurla (W),
Mumbai - 400070



Metropolis Healthcare Ltd., EQAS

KRSNAA DIAGNOSTICS LTD, RAMPUR (1239)

Outlier And Analyte Summary Report

Outlier Details For Cycle No 240104 and Sample No 02

Report Date : 10/07/2024

Analyte	Instrument	Result Value	Standard Unit
X Widal test - Typhi H antigen (TH)	Manual	1:80	-
Legend @ : Acceptable X : Unacceptable # : Not Evaluated ⌚ : Delayed Result Entry			

Problem Classification: _____

Corrective Action: _____


Reviewed by: _____

Dated: _____

Instrument : Manual

Analyte	Standard Unit	Result Value	Accepted Value
@ HBsAg	IU/mL	Reactive	Reactive
@ HCV	IU/mL	Non-reactive	NR
@ RPR (Syphilis Serology)	-	Non-reactive	Non-reactive
@ Widal test - Typhi O antigen (TO)	-	No Agglutination	No Agglutination
X Widal test - Typhi H antigen (TH)	-	1:80	No Agglutination
@ Widal test - ParaTyphi A-H antigen (AH)	-	No Agglutination	No Agglutination
@ Widal test - ParaTyphi B-H antigen (BH)	-	No Agglutination	No Agglutination

Legend @ : Acceptable	Total Parameters	7
@ : Acceptable	Not Evaluated Parameters	0
X : Unacceptable	Evaluated Parameters	7
# : Not Evaluated	Outlier Parameters (X)	1
⌚ : Delayed Result Entry	EQAS Score Immunoassay Extended	85.71 %



Dr Puneet Kumar Nigam
PT coordinator & Technical Manager, MHL EQAS
Unit No. 409-416.
Commercial Building - 1A
Kohinoor Mall, Kiroi Road, Kurla (W),
Mumbai - 400070

INTER LABORATORY COMPARISON RESULTS

Sr. No	Date	Analyte Name	Barcode ID	Lab Result	Unit	ILC Lab Result	Unit	Acceptability Criteria	Observed CV %	Acceptability range	Result Acceptable Yes / No	Done by	Reviewed by
1.	18-7-24	widal	115493621	Negative	—	Negative	—	Concordance	—	—	Yes	tk	tk

Qualitative: Clinically comparable results shall be Concordance.
Clinically not comparable results shall be Discordance.

Quantitative: Acceptability: 10 %. (As per NABL 112)

Sign of Doctor

Issued by : Vinod Lonkar	Issue Date : 01.03.2024
Approved by : Dr. Amol Patil	Amend No. —
Doc No. GEN-01	Amend Date .
Version No : 1	



राज्य स्वास्थ्य विज्ञान प्रतिष्ठान, कोलकाता-700 073

स्वास्थ्य विज्ञान प्रयोगशाला



Medical Laboratory Report

Patient Name : Mr ILC NEERAJ
 Age and Gender : 33 Years / Male
 Category : IPD - HP RAMPUR LAB
 Referring Doctor : Self
 Sample Processed at : HP RAMPUR LAB

Patent UID No : RMP240700104593
 PRN No : RMP240700104593
 Registered On : 18 Jul 2024 09:51
 Sample UID No. : 115493621

SEROLOGY

Test Done	Observed Value	Units	Biological Reference Interval
-----------	----------------	-------	-------------------------------

Scrub typhus IgM

Negative

WIDAL TEST

Salmonella typhi O

No agglutination seen

No Agglutination seen

Salmonella typhi H

No Agglutination seen

No Agglutination seen

Salmonella Paratyphi AH

No Agglutination seen

No Agglutination seen

Slide Agglutination

Salmonella Paratyphi BH

No Agglutination seen


No Agglutination seen

Slide Agglutination

Impression

NEGATIVE

Single positive titre should be interpreted with caution. It is advisable to repeat all positive results and look for increasing or decreasing titre levels. All positive titres are confirmed by tube method.



DR. SONIA JAIN
(CONSULTANT PATHOLOGIST)

--- END OF REPORT ---




मुख्यमंत्री निःशुल्क निदान योजना
 स्वास्थ्य सुविधाएँ घर-घर, कृपया संशयितों से निवारण करें



Medical Laboratory Report

Patient Name : Mr ILC NEERAJ
 Age and Gender : 33 Years / Male
 Category : IPD - HP RAMPUR LAB
 Referring Doctor : Self
 Sample Processed at : PB REGIONAL REFERENCE LAB - NORTH AND EAST

Patient UID No : RMPT240700104593
 PRN No : RMPT240700104593
 Registered On : 18 Jul 2024 09:46
 Sample UID No. : 115508689



SEROLOGY

Test Done	Observed Value	Units	Biological Reference Interval
Scrub typhus IgM	Negative		
WIDAL TEST			
Salmonella typhi O SERUM	No Agglutination seen		No Agglutination seen
DAGGLUTINATION			
Salmonella typhi H SERUM	No Agglutination seen		No Agglutination seen
DAGGLUTINATION			
Salmonella Paratyphi AH SERUM	No Agglutination seen		No Agglutination seen
DAGGLUTINATION			
Salmonella Paratyphi BH SERUM	No Agglutination seen		No Agglutination seen
DAGGLUTINATION			
Impression	NEGATIVE		
SERUM			
DAGGLUTINATION			

Single positive titre should be interpreted with caution. It is advisable to repeat all positive results and look for increasing or decreasing titre levels.
 All positive titres are confirmed by tube method.



Ankit Aggarwal
 DR. ANKIT AGGARWAL
 (MBBS DCP)