

Lab : 1146

Lab Name : PAYAS PATHOLOGY LABORATORY

Report Date : 10/07/2024

Cycle No : 240104

Sample No : 01

Round Open Date : 25/04/2024

Immunoassay Extended, C-Reactive Protein Qualitative, mg/L

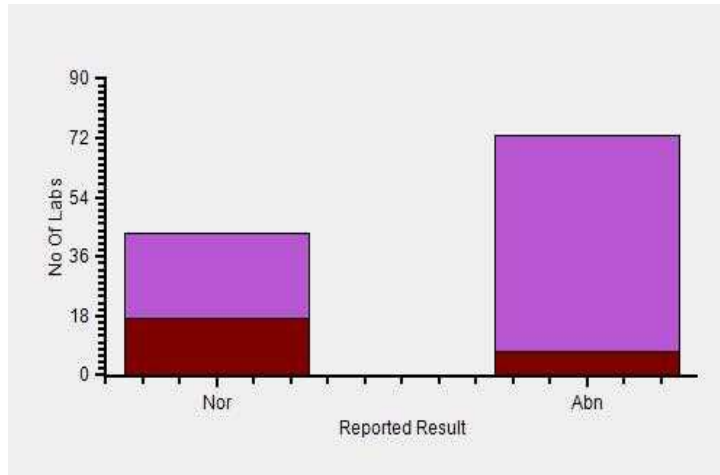
	N
■ All Methods	110
■ Latex Immunoassay-Ultrasensitive - (Your Method)	1
■ Manual - (Your Analyzer)	24

Evaluation Based On - Method wise Peer Grouping

Your Result	Normal
Result Expected	#

Note : # is an indication that this parameter has not been evaluated

Frequency Histogram



Lab : 1146

Cycle No : 240104

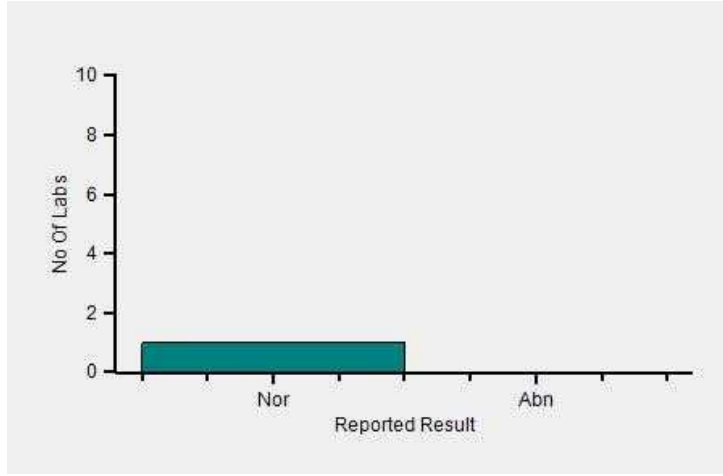
Lab Name : PAYAS PATHOLOGY LABORATORY

Sample No : 01

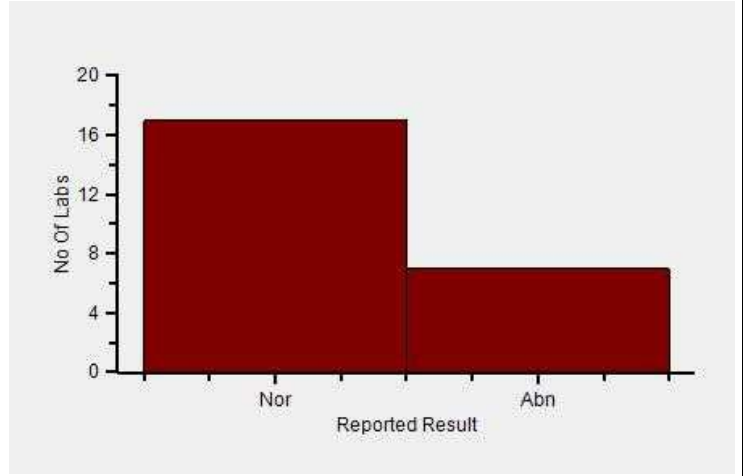
Report Date : 10/07/2024

Round Open Date : 25/04/2024

Frequency Histogram Your Method



Frequency Histogram Your Analyzer



Reported Results Legends :-

- Nor** : Normal
- Abn** : Abnormal

Comments :

Interpretation when an analyte is reported for multiple samples in a Round:

- a) Reported on 2 samples:
 - Two out of two pass - Acceptable performance
 - One out of two pass - Review for random error & take action if appropriate
 - Both failed - Unacceptable performance, Review for systematic error
- b) Reported on 3 samples:
 - All pass - Acceptable performance
 - Two out of three pass - Review for random error & take action if appropriate
 - One out of three pass - Unacceptable performance, Review for systematic error
 - All failed - Unacceptable performance, Review for systematic error



Lab : 1146

Lab Name : PAYAS PATHOLOGY LABORATORY

Report Date : 10/07/2024

Cycle No : 240104

Sample No : 01

Round Open Date : 25/04/2024

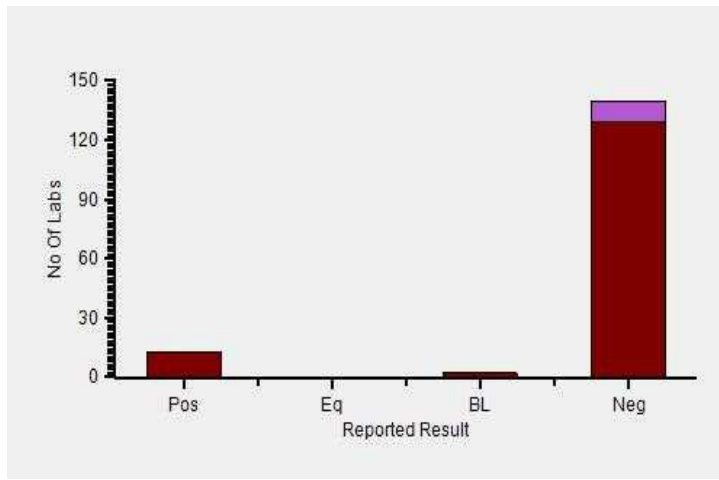
Immunoassay Extended, Dengue IgG, -

	N
■ All Methods	149
■ Immunochromatography - (Your Method)	135
■ Manual - (Your Analyzer)	144

Your Result	Negative
Result Expected	Neg

Note : # is an indication that this parameter has not been evaluated

Frequency Histogram



Lab : 1146

Lab Name : PAYAS PATHOLOGY LABORATORY

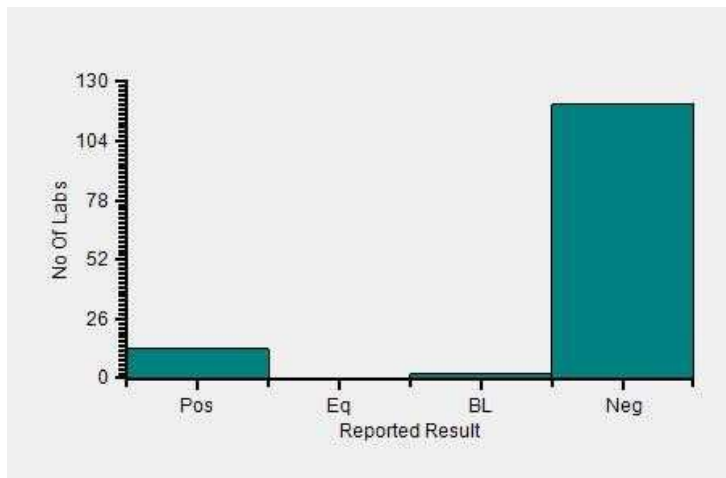
Report Date : 10/07/2024

Cycle No : 240104

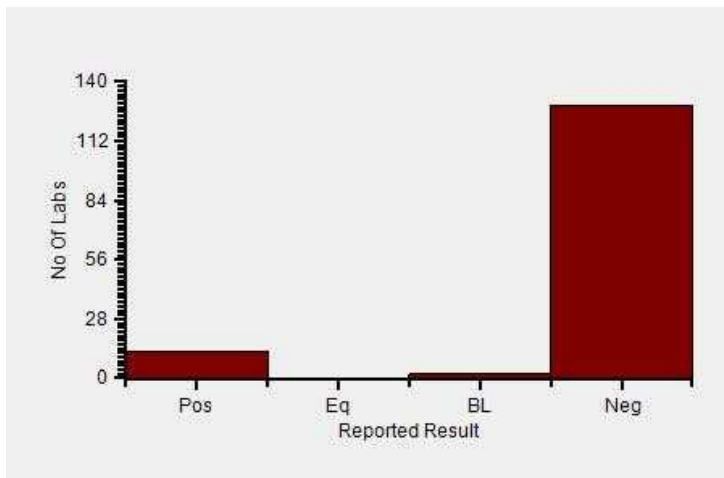
Sample No : 01

Round Open Date : 25/04/2024

Frequency Histogram Your Method



Frequency Histogram Your Analyzer



Reported Results Legends :-

- Pos** : Positive
- Eq** : Equivocal
- BL** : Borderline
- Neg** : Negative

Comments :

Interpretation when an analyte is reported for multiple samples in a Round:

- a) Reported on 2 samples:
 - Two out of two pass - Acceptable performance
 - One out of two pass - Review for random error & take action if appropriate
 - Both failed - Unacceptable performance, Review for systematic error
- b) Reported on 3 samples:
 - All pass - Acceptable performance
 - Two out of three pass - Review for random error & take action if appropriate
 - One out of three pass - Unacceptable performance, Review for systematic error
 - All failed - Unacceptable performance, Review for systematic error



Lab : 1146

Lab Name : PAYAS PATHOLOGY LABORATORY

Report Date : 10/07/2024

Cycle No : 240104

Sample No : 01

Round Open Date : 25/04/2024

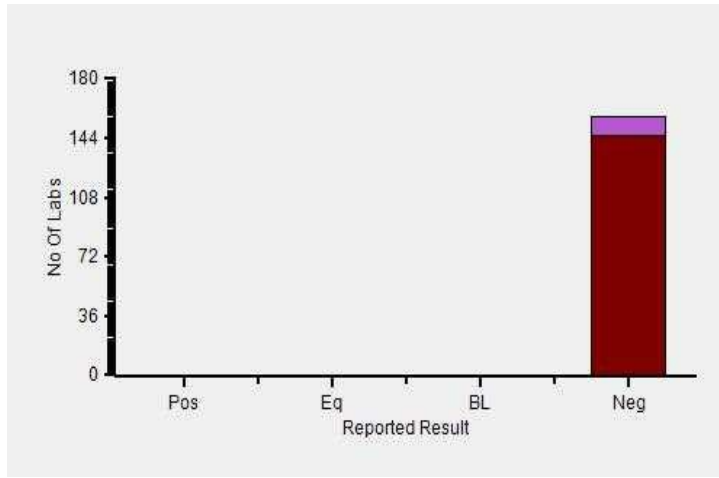
Immunoassay Extended, Dengue IgM, -

	N
■ All Methods	151
■ Immunochromatography - (Your Method)	137
■ Manual - (Your Analyzer)	146

Your Result	Negative
Result Expected	Neg

Note : # is an indication that this parameter has not been evaluated

Frequency Histogram



Lab : 1146

Lab Name : PAYAS PATHOLOGY LABORATORY

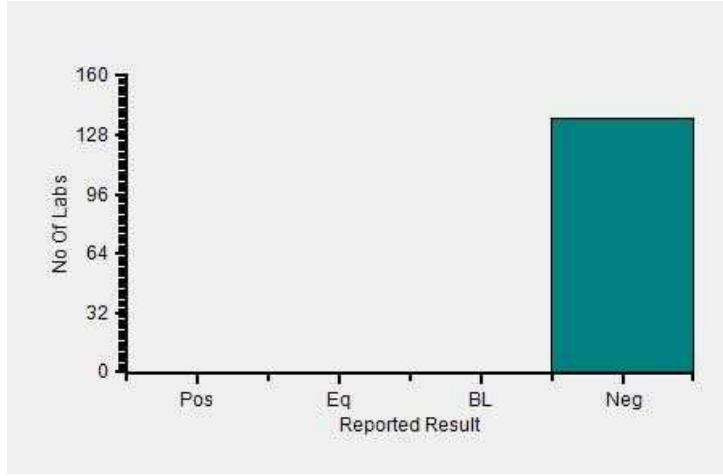
Report Date : 10/07/2024

Cycle No : 240104

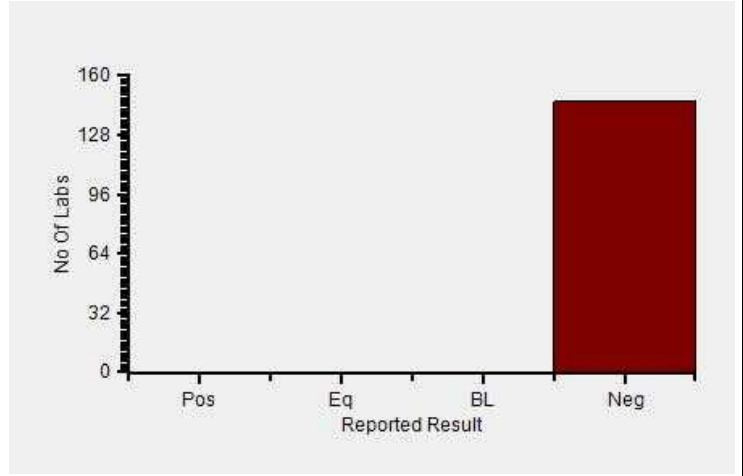
Sample No : 01

Round Open Date : 25/04/2024

Frequency Histogram Your Method



Frequency Histogram Your Analyzer



Reported Results Legends :-

- Pos** : Positive
- Eq** : Equivocal
- BL** : Borderline
- Neg** : Negative

Comments :

Interpretation when an analyte is reported for multiple samples in a Round:

- a) Reported on 2 samples:
 - Two out of two pass - Acceptable performance
 - One out of two pass - Review for random error & take action if appropriate
 - Both failed - Unacceptable performance, Review for systematic error
- b) Reported on 3 samples:
 - All pass - Acceptable performance
 - Two out of three pass - Review for random error & take action if appropriate
 - One out of three pass - Unacceptable performance, Review for systematic error
 - All failed - Unacceptable performance, Review for systematic error



Lab : 1146

Lab Name : PAYAS PATHOLOGY LABORATORY

Report Date : 10/07/2024

Cycle No : 240104

Sample No : 01

Round Open Date : 25/04/2024

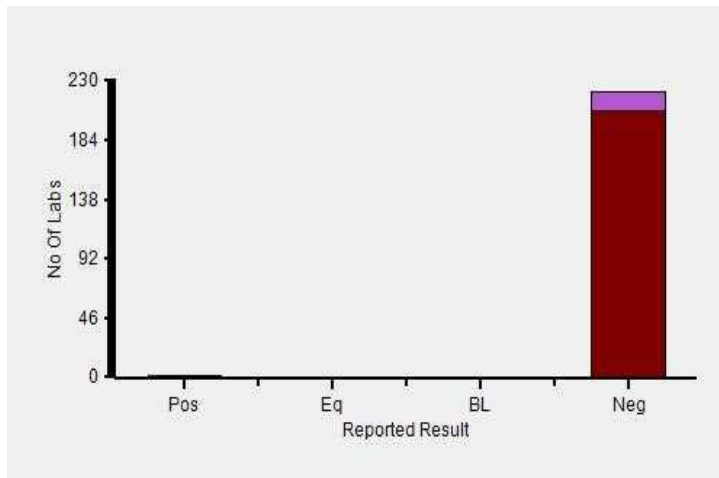
Immunoassay Extended, Dengue NS 1, -

	N
■ All Methods	215
■ Immunochromatography - (Your Method)	195
■ Manual - (Your Analyzer)	208

Your Result	Negative
Result Expected	Neg

Note : # is an indication that this parameter has not been evaluated

Frequency Histogram



Lab : 1146

Lab Name : PAYAS PATHOLOGY LABORATORY

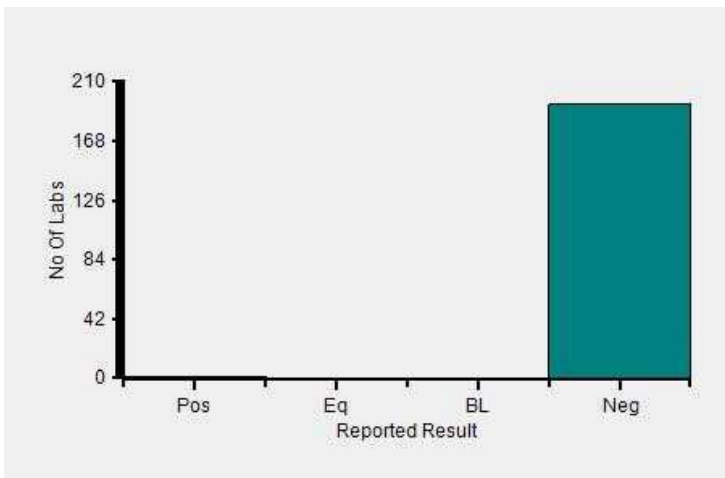
Report Date : 10/07/2024

Cycle No : 240104

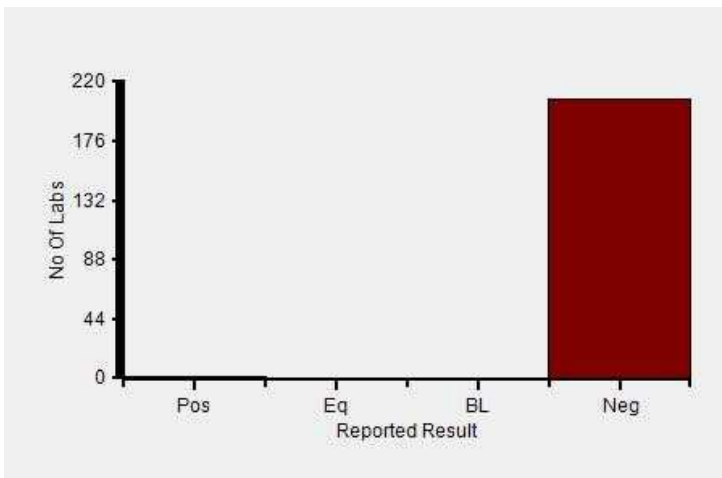
Sample No : 01

Round Open Date : 25/04/2024

Frequency Histogram Your Method



Frequency Histogram Your Analyzer



Reported Results Legends :-

- Pos** : Positive
- Eq** : Equivocal
- BL** : Borderline
- Neg** : Negative

Comments :

Interpretation when an analyte is reported for multiple samples in a Round:

- a) Reported on 2 samples:
 - Two out of two pass - Acceptable performance
 - One out of two pass - Review for random error & take action if appropriate
 - Both failed - Unacceptable performance, Review for systematic error
- b) Reported on 3 samples:
 - All pass - Acceptable performance
 - Two out of three pass - Review for random error & take action if appropriate
 - One out of three pass - Unacceptable performance, Review for systematic error
 - All failed - Unacceptable performance, Review for systematic error



Lab : 1146

Lab Name : PAYAS PATHOLOGY LABORATORY

Report Date : 10/07/2024

Cycle No : 240104

Sample No : 01

Round Open Date : 25/04/2024

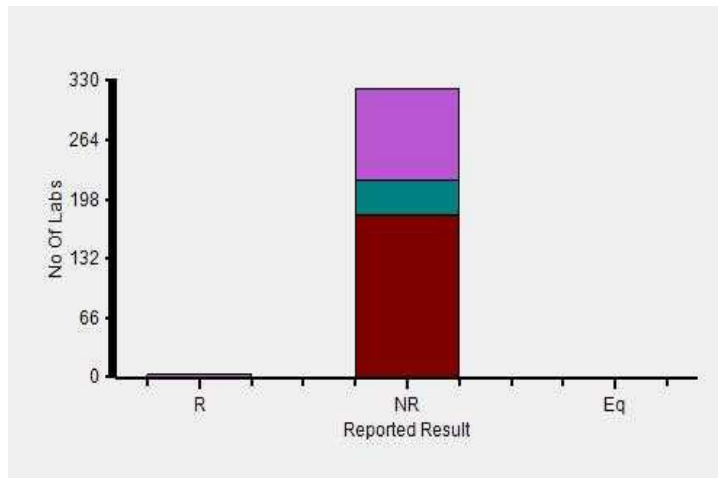
Immunoassay Extended, HBsAg, -

	N
■ All Methods	315
■ Immunochromatography - (Your Method)	219
■ Manual - (Your Analyzer)	181

Your Result	Non-reactive
Result Expected	NR

Note : # is an indication that this parameter has not been evaluated

Frequency Histogram



Lab : 1146

Lab Name : PAYAS PATHOLOGY LABORATORY

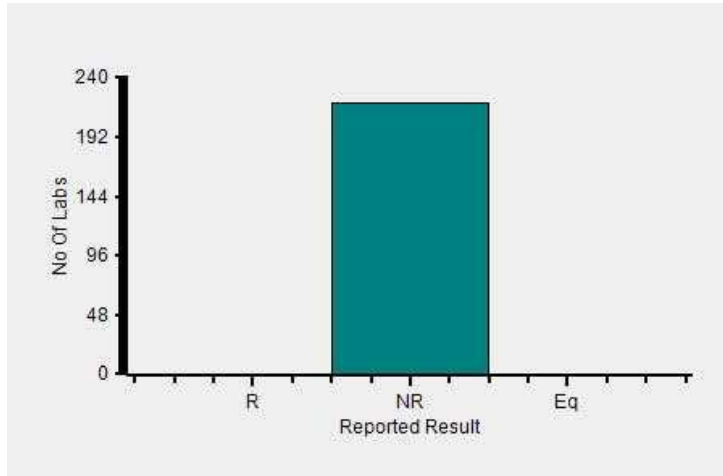
Report Date : 10/07/2024

Cycle No : 240104

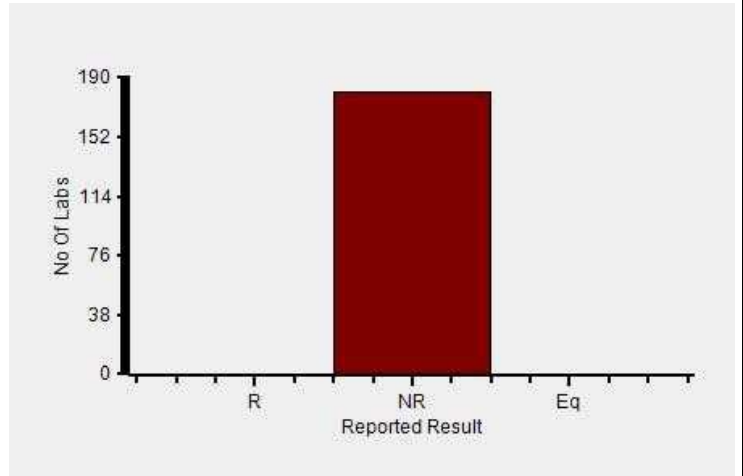
Sample No : 01

Round Open Date : 25/04/2024

Frequency Histogram Your Method



Frequency Histogram Your Analyzer



Reported Results Legends :-

- R** : Reactive
- NR** : Non-reactive
- Eq** : Equivocal

Comments :

Interpretation when an analyte is reported for multiple samples in a Round:

- a) Reported on 2 samples:
 - Two out of two pass - Acceptable performance
 - One out of two pass - Review for random error & take action if appropriate
 - Both failed - Unacceptable performance, Review for systematic error
- b) Reported on 3 samples:
 - All pass - Acceptable performance
 - Two out of three pass - Review for random error & take action if appropriate
 - One out of three pass - Unacceptable performance, Review for systematic error
 - All failed - Unacceptable performance, Review for systematic error



Lab : 1146

Lab Name : PAYAS PATHOLOGY LABORATORY

Report Date : 10/07/2024

Cycle No : 240104

Sample No : 01

Round Open Date : 25/04/2024

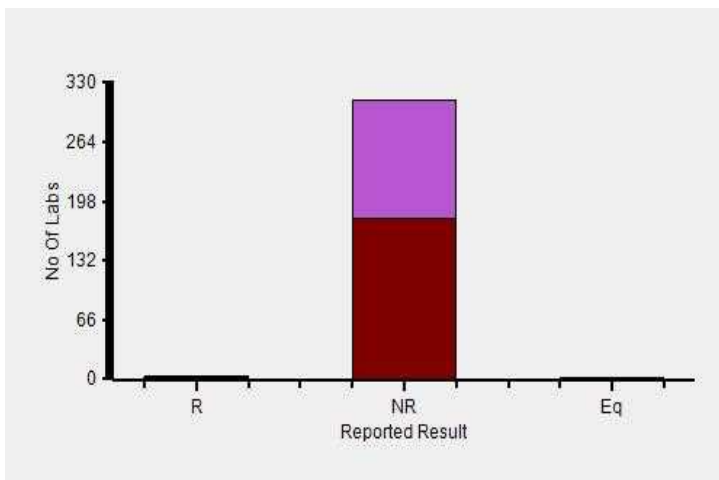
Immunoassay Extended, HCV, -

	N
■ All Methods	305
■ Immunochromatography - (Your Method)	175
■ Manual - (Your Analyzer)	181

Your Result	Non-reactive
Result Expected	NR

Note : # is an indication that this parameter has not been evaluated

Frequency Histogram



Lab : 1146

Lab Name : PAYAS PATHOLOGY LABORATORY

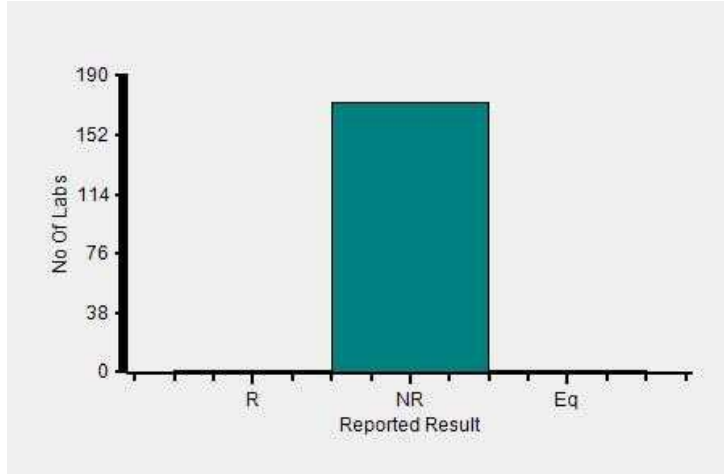
Report Date : 10/07/2024

Cycle No : 240104

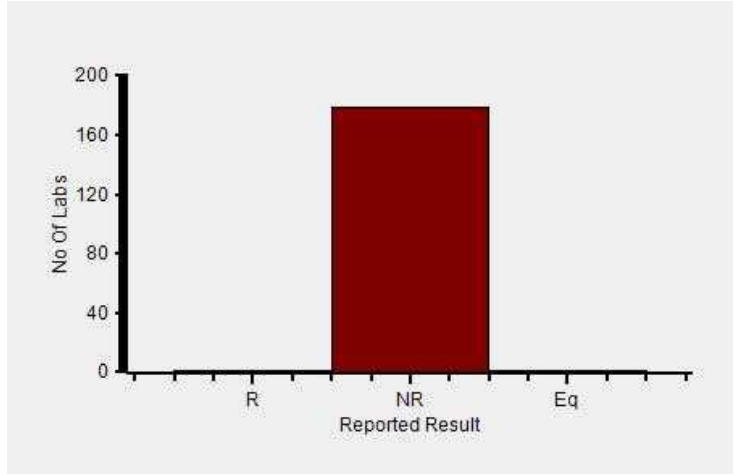
Sample No : 01

Round Open Date : 25/04/2024

Frequency Histogram Your Method



Frequency Histogram Your Analyzer



Reported Results Legends :-

- R** : Reactive
- NR** : Non-reactive
- Eq** : Equivocal

Comments :

Interpretation when an analyte is reported for multiple samples in a Round:

- a) Reported on 2 samples:
 - Two out of two pass - Acceptable performance
 - One out of two pass - Review for random error & take action if appropriate
 - Both failed - Unacceptable performance, Review for systematic error
- b) Reported on 3 samples:
 - All pass - Acceptable performance
 - Two out of three pass - Review for random error & take action if appropriate
 - One out of three pass - Unacceptable performance, Review for systematic error
 - All failed - Unacceptable performance, Review for systematic error



Lab : 1146

Lab Name : PAYAS PATHOLOGY LABORATORY

Report Date : 10/07/2024

Cycle No : 240104

Sample No : 01

Round Open Date : 25/04/2024

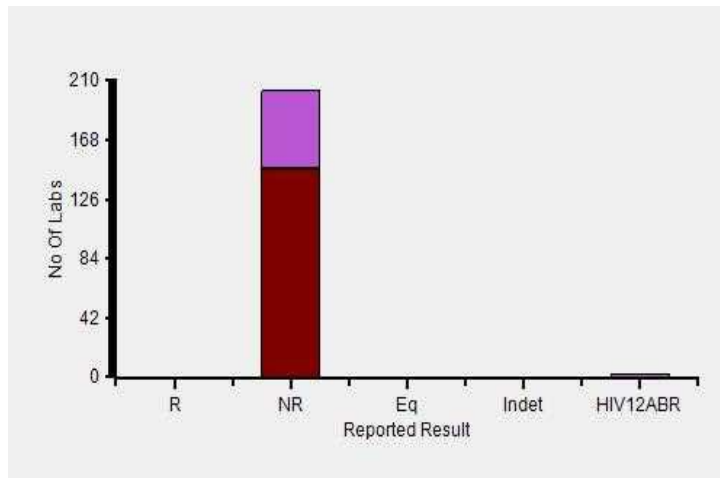
Immunoassay Extended, HIV Ab, -

	N
■ All Methods	197
■ Immunochromatography - (Your Method)	149
■ Manual - (Your Analyzer)	148

Your Result	Non-reactive
Result Expected	NR

Note : # is an indication that this parameter has not been evaluated

Frequency Histogram



Lab : 1146

Cycle No : 240104

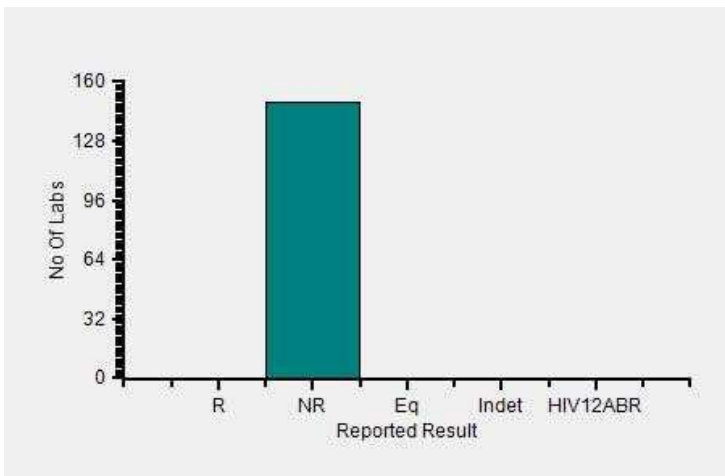
Lab Name : PAYAS PATHOLOGY LABORATORY

Sample No : 01

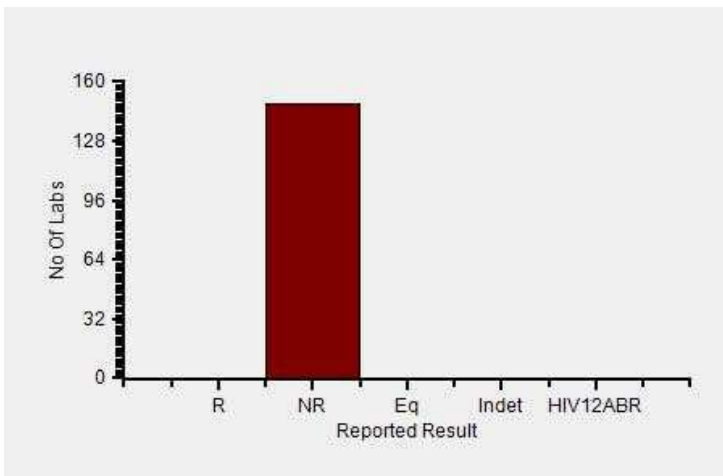
Report Date : 10/07/2024

Round Open Date : 25/04/2024

Frequency Histogram Your Method



Frequency Histogram Your Analyzer



Reported Results Legends :-

- R** : Reactive
- NR** : Non-reactive
- Eq** : Equivocal
- Indet** : Indeterminate
- HIV-1** : HIV-1 Ab Reactive
- HIV-2** : HIV-2 Ab Reactive
- HIV12ABR** : HIV-1/HIV-2 Ab Reactive

Comments :

Interpretation when an analyte is reported for multiple samples in a Round:

- a) Reported on 2 samples:
 - Two out of two pass - Acceptable performance
 - One out of two pass - Review for random error & take action if appropriate
 - Both failed - Unacceptable performance, Review for systematic error
- b) Reported on 3 samples:
 - All pass - Acceptable performance
 - Two out of three pass - Review for random error & take action if appropriate
 - One out of three pass - Unacceptable performance, Review for systematic error
 - All failed - Unacceptable performance, Review for systematic error



Lab : 1146

Lab Name : PAYAS PATHOLOGY LABORATORY

Report Date : 10/07/2024

Cycle No : 240104

Sample No : 01

Round Open Date : 25/04/2024

Immunoassay Extended, Widal test - ParaTyphi A-H antigen (AH), -

■ All Methods

■ Slide Agglutination - (Your Method)

■ Manual - (Your Analyzer)

N

260

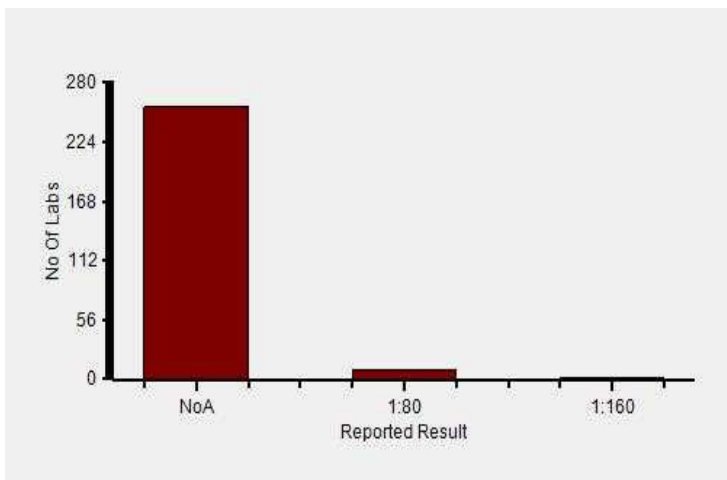
208

267

Your Result	No Agglutination
Result Expected	NoA

Note : # is an indication that this parameter has not been evaluated

Frequency Histogram



Lab : 1146

Lab Name : PAYAS PATHOLOGY LABORATORY

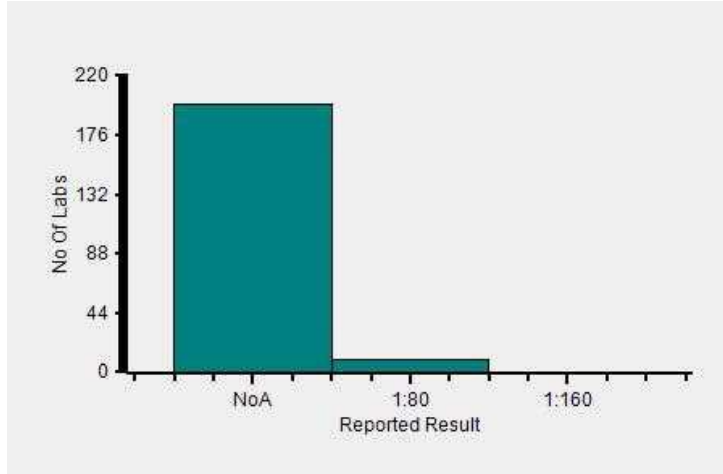
Report Date : 10/07/2024

Cycle No : 240104

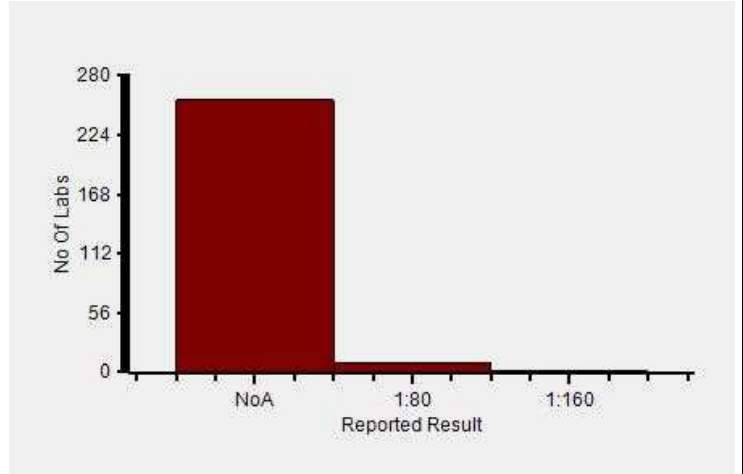
Sample No : 01

Round Open Date : 25/04/2024

Frequency Histogram Your Method



Frequency Histogram Your Analyzer



Reported Results Legends :-

NoA	: No Agglutination
1:80	: 1:80
1:160	: 1:160
1:320	: 1:320
1:640	: 1:640
>1:640	: >1:640

Comments :

Interpretation when an analyte is reported for multiple samples in a Round:

a) Reported on 2 samples:

- Two out of two pass - Acceptable performance
- One out of two pass - Review for random error & take action if appropriate
- Both failed - Unacceptable performance, Review for systematic error

b) Reported on 3 samples:

- All pass - Acceptable performance
- Two out of three pass - Review for random error & take action if appropriate
- One out of three pass - Unacceptable performance, Review for systematic error
- All failed - Unacceptable performance, Review for systematic error



Lab : 1146

Lab Name : PAYAS PATHOLOGY LABORATORY

Report Date : 10/07/2024

Cycle No : 240104

Sample No : 01

Round Open Date : 25/04/2024

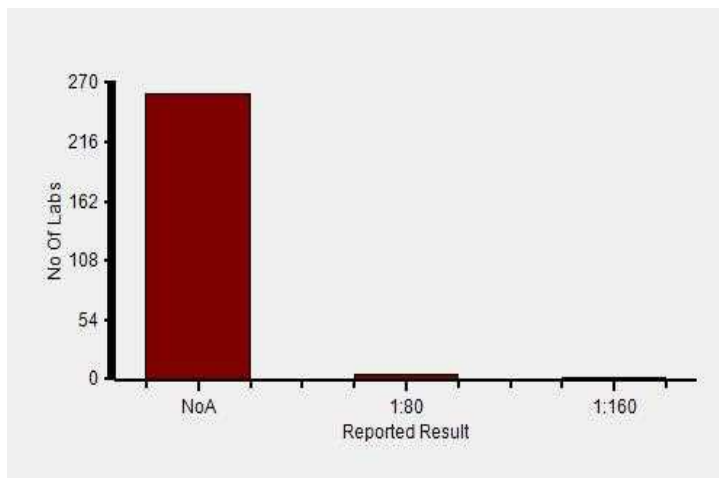
Immunoassay Extended, Widal test - ParaTyphi B-H antigen (BH), -

	N
■ All Methods	259
■ Slide Agglutination - (Your Method)	208
■ Manual - (Your Analyzer)	266

Your Result	No Agglutination
Result Expected	NoA

Note : # is an indication that this parameter has not been evaluated

Frequency Histogram



Lab : 1146

Cycle No : 240104

Lab Name : PAYAS PATHOLOGY LABORATORY

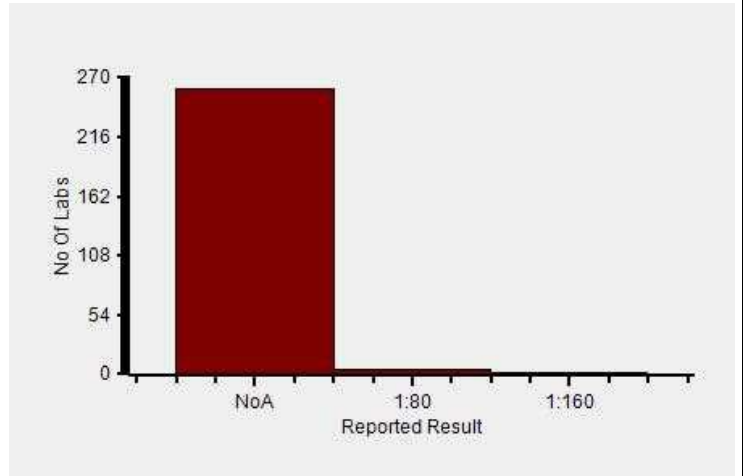
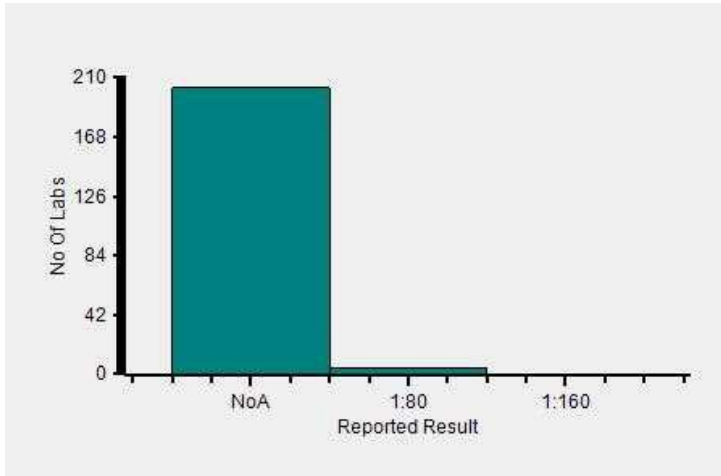
Sample No : 01

Report Date : 10/07/2024

Round Open Date : 25/04/2024

Frequency Histogram Your Method

Frequency Histogram Your Analyzer



Reported Results Legends :-

NoA	: No Agglutination
1:80	: 1:80
1:160	: 1:160
1:320	: 1:320
1:640	: 1:640
>1:640	: >1:640

Comments :

Interpretation when an analyte is reported for multiple samples in a Round:

a) Reported on 2 samples:

- Two out of two pass - Acceptable performance
- One out of two pass - Review for random error & take action if appropriate
- Both failed - Unacceptable performance, Review for systematic error

b) Reported on 3 samples:

- All pass - Acceptable performance
- Two out of three pass - Review for random error & take action if appropriate
- One out of three pass - Unacceptable performance, Review for systematic error
- All failed - Unacceptable performance, Review for systematic error



Lab : 1146

Lab Name : PAYAS PATHOLOGY LABORATORY

Report Date : 10/07/2024

Cycle No : 240104

Sample No : 01

Round Open Date : 25/04/2024

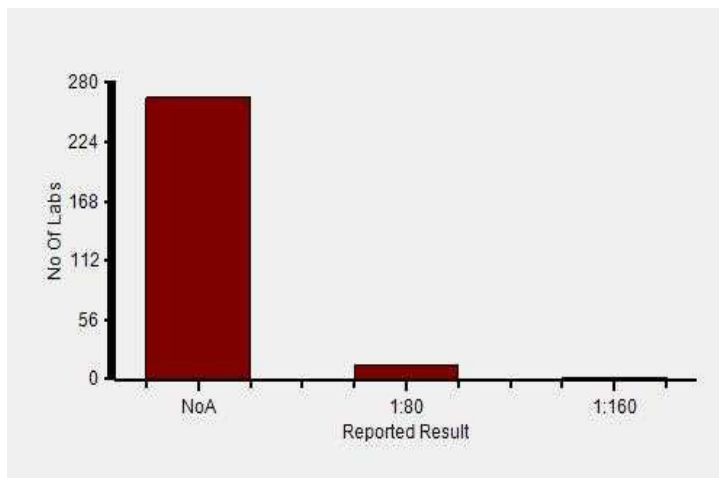
Immunoassay Extended, Widal test - Typhi H antigen (TH), -

	N
■ All Methods	274
■ Slide Agglutination - (Your Method)	221
■ Manual - (Your Analyzer)	281

<p>Your Result</p>	<p>No Agglutination</p>
<p>Result Expected</p>	<p>NoA</p>

Note : # is an indication that this parameter has not been evaluated

Frequency Histogram



Lab : 1146

Lab Name : PAYAS PATHOLOGY LABORATORY

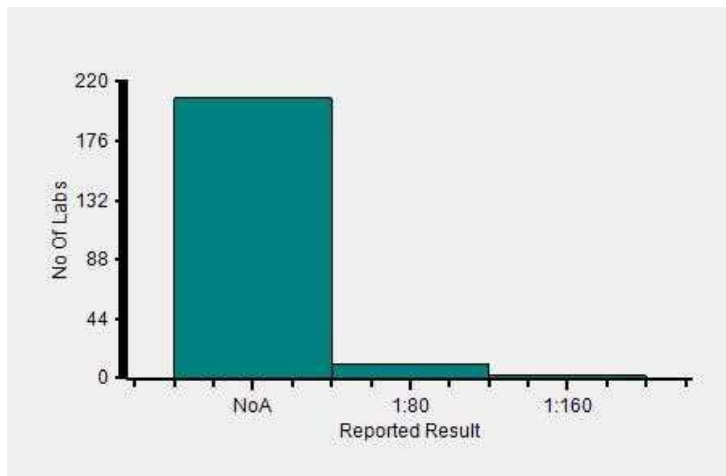
Report Date : 10/07/2024

Cycle No : 240104

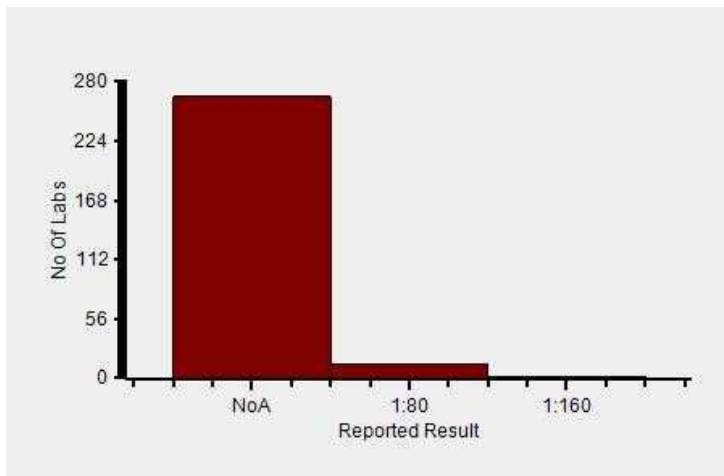
Sample No : 01

Round Open Date : 25/04/2024

Frequency Histogram Your Method



Frequency Histogram Your Analyzer



Reported Results Legends :-

NoA	: No Agglutination
1:80	: 1:80
1:160	: 1:160
1:320	: 1:320
1:640	: 1:640
>1:640	: >1:640

Comments :

Interpretation when an analyte is reported for multiple samples in a Round:

a) Reported on 2 samples:

- Two out of two pass - Acceptable performance
- One out of two pass - Review for random error & take action if appropriate
- Both failed - Unacceptable performance, Review for systematic error

b) Reported on 3 samples:

- All pass - Acceptable performance
- Two out of three pass - Review for random error & take action if appropriate
- One out of three pass - Unacceptable performance, Review for systematic error
- All failed - Unacceptable performance, Review for systematic error



Lab : 1146

Lab Name : PAYAS PATHOLOGY LABORATORY

Report Date : 10/07/2024

Cycle No : 240104

Sample No : 01

Round Open Date : 25/04/2024

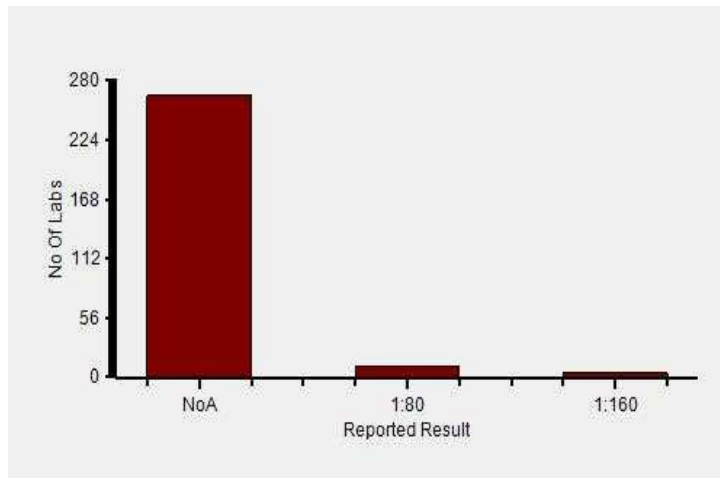
Immunoassay Extended, Widal test - Typhi O antigen (TO), -

	N
■ All Methods	274
■ Slide Agglutination - (Your Method)	221
■ Manual - (Your Analyzer)	281

<p>Your Result</p>	<p>No Agglutination</p>
<p>Result Expected</p>	<p>NoA</p>

Note : # is an indication that this parameter has not been evaluated

Frequency Histogram



Lab : 1146

Lab Name : PAYAS PATHOLOGY LABORATORY

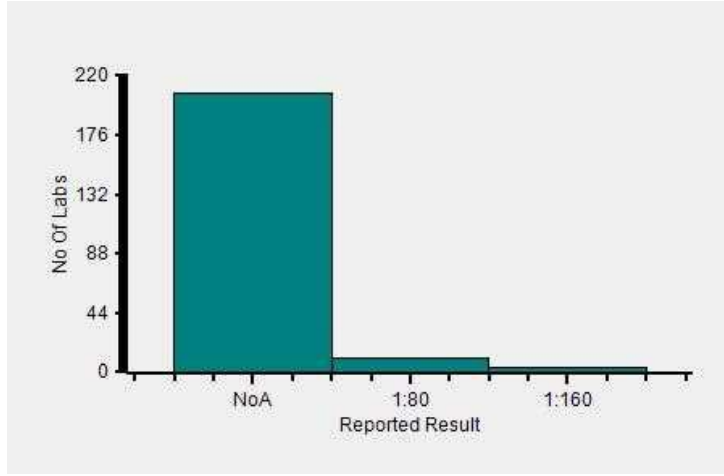
Report Date : 10/07/2024

Cycle No : 240104

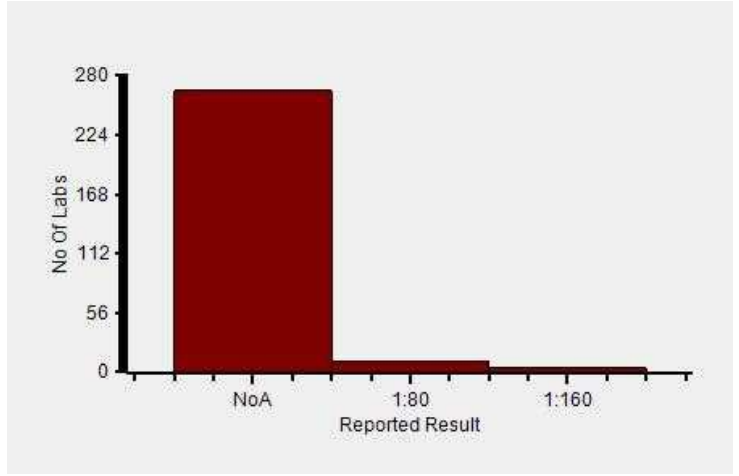
Sample No : 01

Round Open Date : 25/04/2024

Frequency Histogram Your Method



Frequency Histogram Your Analyzer



Reported Results Legends :-

NoA	: No Agglutination
1:80	: 1:80
1:160	: 1:160
1:320	: 1:320
1:640	: 1:640
>1:640	: >1:640

Comments :

Interpretation when an analyte is reported for multiple samples in a Round:

- a) Reported on 2 samples:
 - Two out of two pass - Acceptable performance
 - One out of two pass - Review for random error & take action if appropriate
 - Both failed - Unacceptable performance, Review for systematic error
- b) Reported on 3 samples:
 - All pass - Acceptable performance
 - Two out of three pass - Review for random error & take action if appropriate
 - One out of three pass - Unacceptable performance, Review for systematic error
 - All failed - Unacceptable performance, Review for systematic error

Dr Puneet Kumar Nigam

Dr Puneet Kumar Nigam
PT coordinator & Technical Manager, MHL EQAS
Unit No. 409-416.
Commercial Building - 1A
Kohinoor Mall, Kirool Road, Kurla (W),
Mumbai - 400070

This is a computer generated report hence signature is not required



PC-1022

End of Report

Page 22 of 22

Lab : 1146

Lab Name : PAYAS PATHOLOGY LABORATORY

Report Date : 10/07/2024

Cycle No : 240104

Sample No : 02

Round Open Date : 25/04/2024

Immunoassay Extended, C-Reactive Protein Qualitative, mg/L

	N
■ All Methods	110
■ Latex Immunoassay-Ultrasensitive - (Your Method)	1
■ Manual - (Your Analyzer)	24

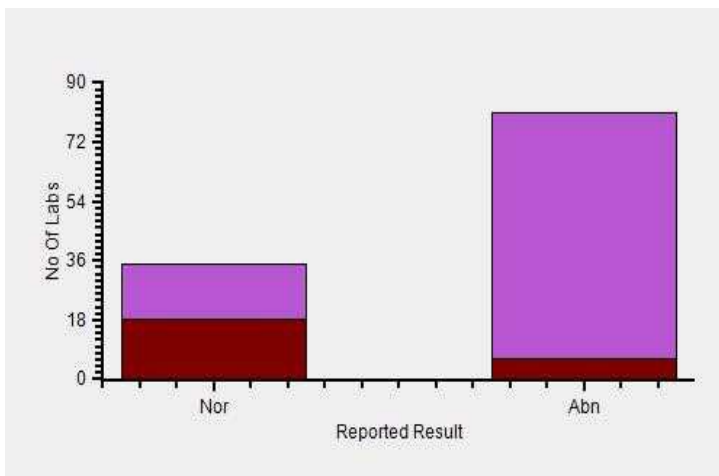
Evaluation Based On - Method wise Peer Grouping

Your Result Normal

Result Expected #

Note : # is an indication that this parameter has not been evaluated

Frequency Histogram



Lab : 1146

Cycle No : 240104

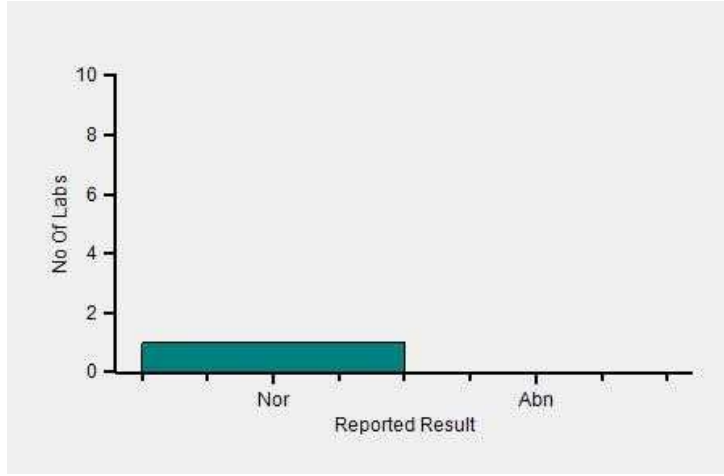
Lab Name : PAYAS PATHOLOGY LABORATORY

Sample No : 02

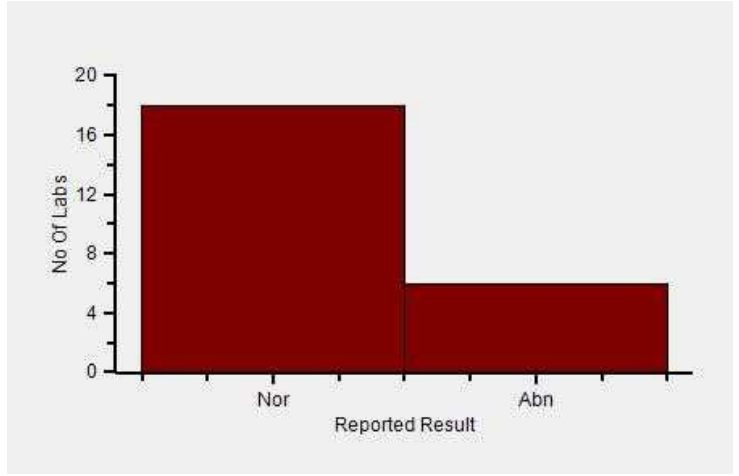
Report Date : 10/07/2024

Round Open Date : 25/04/2024

Frequency Histogram Your Method



Frequency Histogram Your Analyzer



Reported Results Legends :-

- Nor** : Normal
- Abn** : Abnormal

Comments :

Interpretation when an analyte is reported for multiple samples in a Round:

- a) Reported on 2 samples:
 - Two out of two pass - Acceptable performance
 - One out of two pass - Review for random error & take action if appropriate
 - Both failed - Unacceptable performance, Review for systematic error
- b) Reported on 3 samples:
 - All pass - Acceptable performance
 - Two out of three pass - Review for random error & take action if appropriate
 - One out of three pass - Unacceptable performance, Review for systematic error
 - All failed - Unacceptable performance, Review for systematic error



Lab : 1146

Lab Name : PAYAS PATHOLOGY LABORATORY

Report Date : 10/07/2024

Cycle No : 240104

Sample No : 02

Round Open Date : 25/04/2024

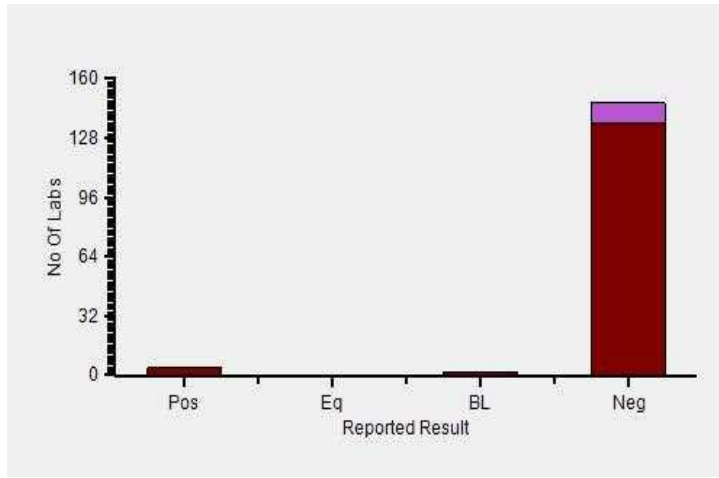
Immunoassay Extended, Dengue IgG, -

	N
■ All Methods	147
■ Immunochromatography - (Your Method)	133
■ Manual - (Your Analyzer)	142

<table border="0" style="width: 100%;"> <tr> <td style="width: 60%;">Your Result</td> <td style="text-align: right;">Negative</td> </tr> <tr> <td>Result Expected</td> <td style="text-align: right;">Neg</td> </tr> </table>	Your Result	Negative	Result Expected	Neg
Your Result	Negative			
Result Expected	Neg			

Note : # is an indication that this parameter has not been evaluated

Frequency Histogram



Lab : 1146

Lab Name : PAYAS PATHOLOGY LABORATORY

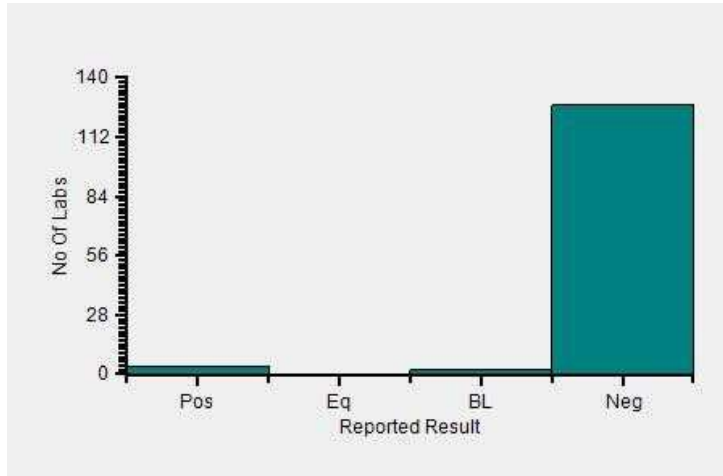
Report Date : 10/07/2024

Cycle No : 240104

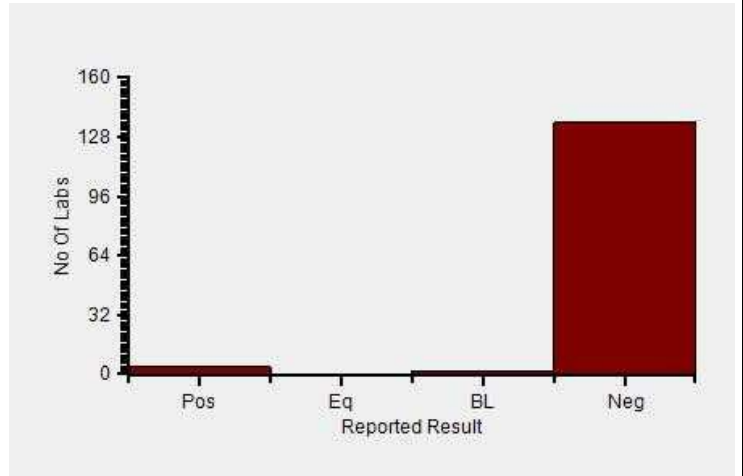
Sample No : 02

Round Open Date : 25/04/2024

Frequency Histogram Your Method



Frequency Histogram Your Analyzer



Reported Results Legends :-

- Pos** : Positive
- Eq** : Equivocal
- BL** : Borderline
- Neg** : Negative

Comments :

Interpretation when an analyte is reported for multiple samples in a Round:

- a) Reported on 2 samples:
 - Two out of two pass - Acceptable performance
 - One out of two pass - Review for random error & take action if appropriate
 - Both failed - Unacceptable performance, Review for systematic error
- b) Reported on 3 samples:
 - All pass - Acceptable performance
 - Two out of three pass - Review for random error & take action if appropriate
 - One out of three pass - Unacceptable performance, Review for systematic error
 - All failed - Unacceptable performance, Review for systematic error



Lab : 1146

Lab Name : PAYAS PATHOLOGY LABORATORY

Report Date : 10/07/2024

Cycle No : 240104

Sample No : 02

Round Open Date : 25/04/2024

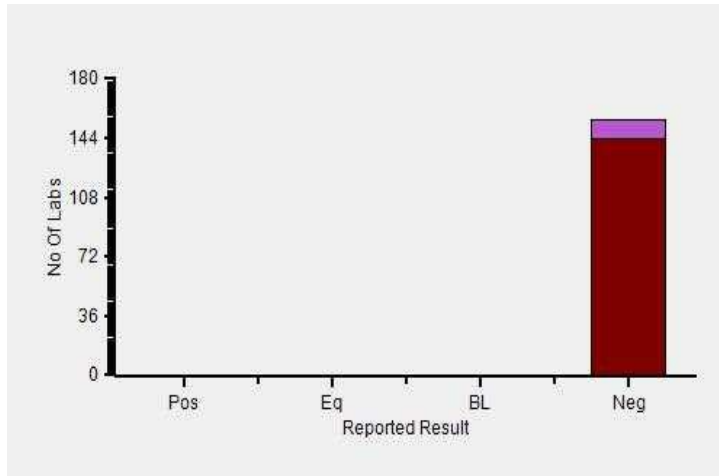
Immunoassay Extended, Dengue IgM, -

	N
■ All Methods	149
■ Immunochromatography - (Your Method)	135
■ Manual - (Your Analyzer)	144

Your Result	Negative
Result Expected	Neg

Note : # is an indication that this parameter has not been evaluated

Frequency Histogram



Lab : 1146

Lab Name : PAYAS PATHOLOGY LABORATORY

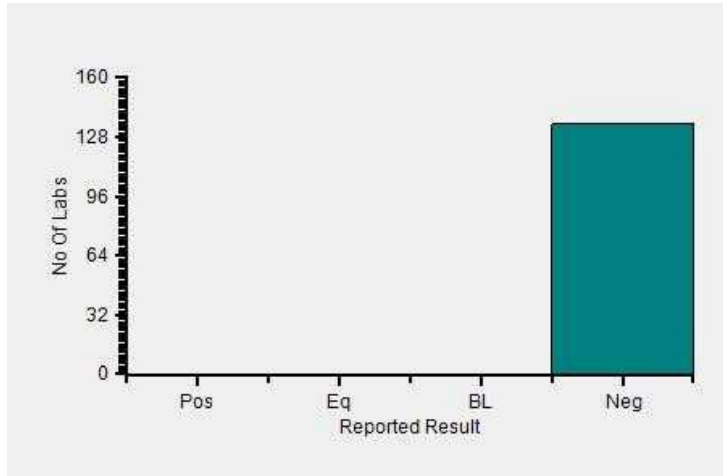
Report Date : 10/07/2024

Cycle No : 240104

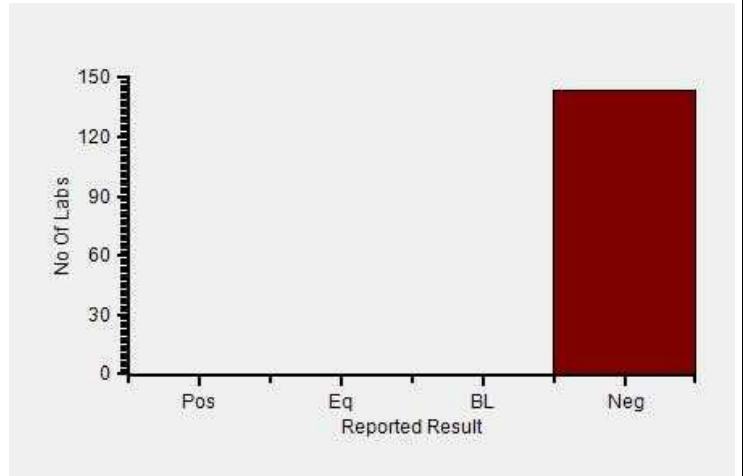
Sample No : 02

Round Open Date : 25/04/2024

Frequency Histogram Your Method



Frequency Histogram Your Analyzer



Reported Results Legends :-

- Pos** : Positive
- Eq** : Equivocal
- BL** : Borderline
- Neg** : Negative

Comments :

Interpretation when an analyte is reported for multiple samples in a Round:

- a) Reported on 2 samples:
 - Two out of two pass - Acceptable performance
 - One out of two pass - Review for random error & take action if appropriate
 - Both failed - Unacceptable performance, Review for systematic error
- b) Reported on 3 samples:
 - All pass - Acceptable performance
 - Two out of three pass - Review for random error & take action if appropriate
 - One out of three pass - Unacceptable performance, Review for systematic error
 - All failed - Unacceptable performance, Review for systematic error



Lab : 1146

Lab Name : PAYAS PATHOLOGY LABORATORY

Report Date : 10/07/2024

Cycle No : 240104

Sample No : 02

Round Open Date : 25/04/2024

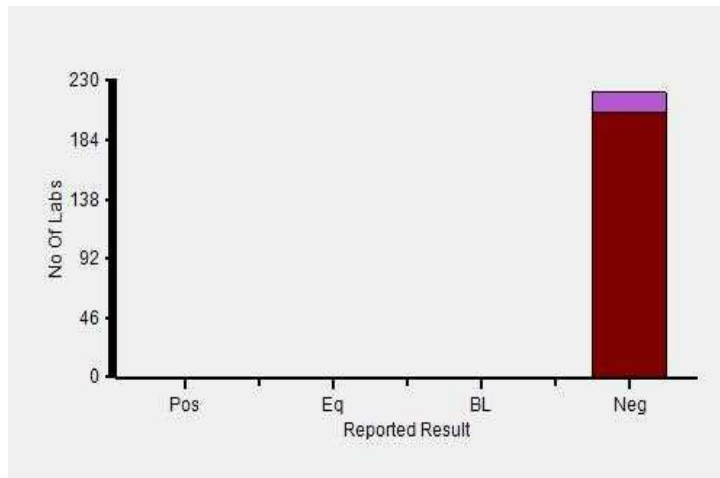
Immunoassay Extended, Dengue NS 1, -

	N
■ All Methods	213
■ Immunochromatography - (Your Method)	193
■ Manual - (Your Analyzer)	206

Your Result	Negative
Result Expected	Neg

Note : # is an indication that this parameter has not been evaluated

Frequency Histogram



Lab : 1146

Lab Name : PAYAS PATHOLOGY LABORATORY

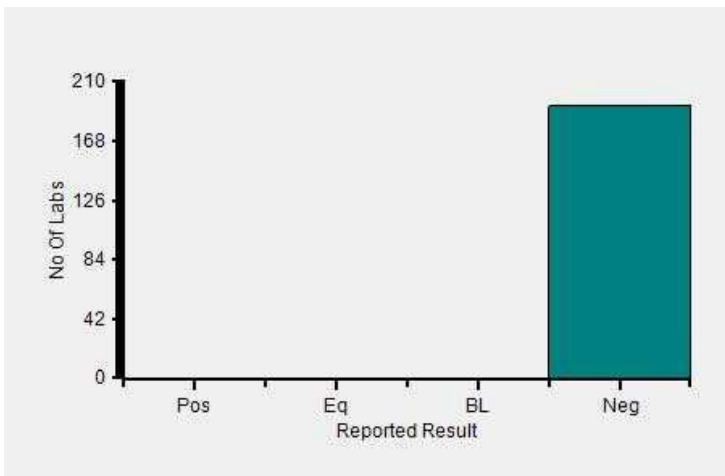
Report Date : 10/07/2024

Cycle No : 240104

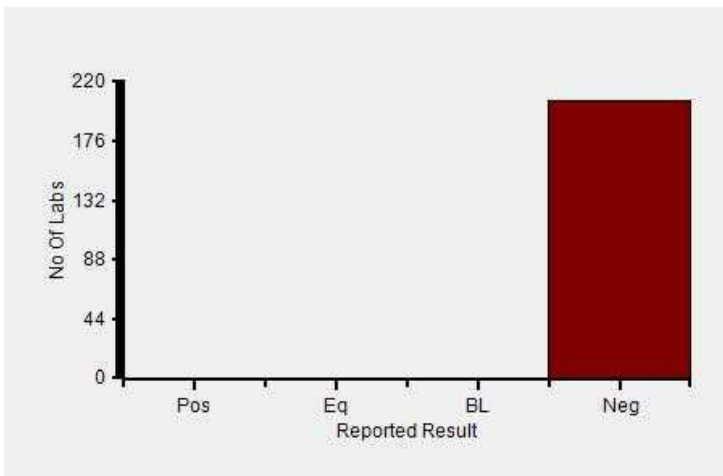
Sample No : 02

Round Open Date : 25/04/2024

Frequency Histogram Your Method



Frequency Histogram Your Analyzer



Reported Results Legends :-

- Pos** : Positive
- Eq** : Equivocal
- BL** : Borderline
- Neg** : Negative

Comments :

Interpretation when an analyte is reported for multiple samples in a Round:

- a) Reported on 2 samples:
 - Two out of two pass - Acceptable performance
 - One out of two pass - Review for random error & take action if appropriate
 - Both failed - Unacceptable performance, Review for systematic error
- b) Reported on 3 samples:
 - All pass - Acceptable performance
 - Two out of three pass - Review for random error & take action if appropriate
 - One out of three pass - Unacceptable performance, Review for systematic error
 - All failed - Unacceptable performance, Review for systematic error



Lab : 1146

Lab Name : PAYAS PATHOLOGY LABORATORY

Report Date : 10/07/2024

Cycle No : 240104

Sample No : 02

Round Open Date : 25/04/2024

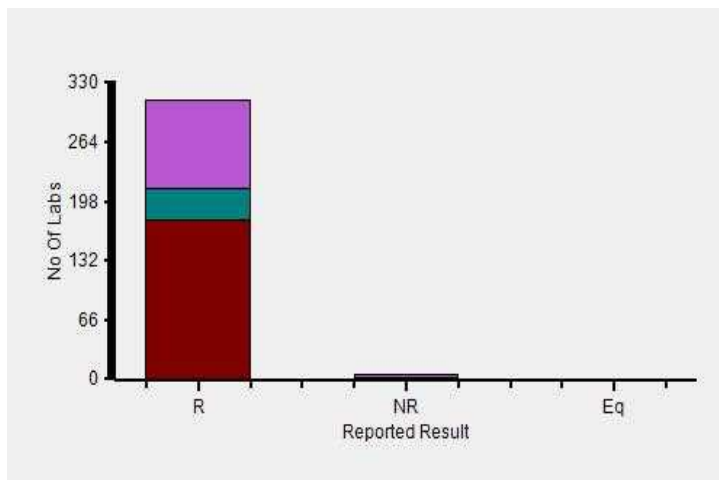
Immunoassay Extended, HBsAg, -

	N
■ All Methods	307
■ Immunochromatography - (Your Method)	214
■ Manual - (Your Analyzer)	178

Your Result	Reactive
Result Expected	R

Note : # is an indication that this parameter has not been evaluated

Frequency Histogram



Lab : 1146

Lab Name : PAYAS PATHOLOGY LABORATORY

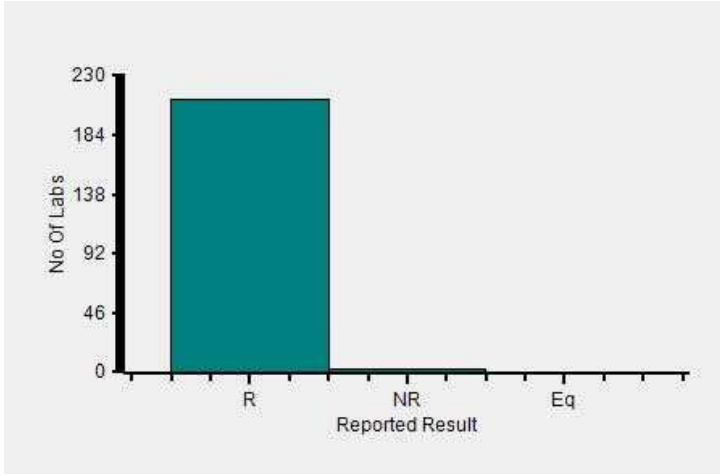
Report Date : 10/07/2024

Cycle No : 240104

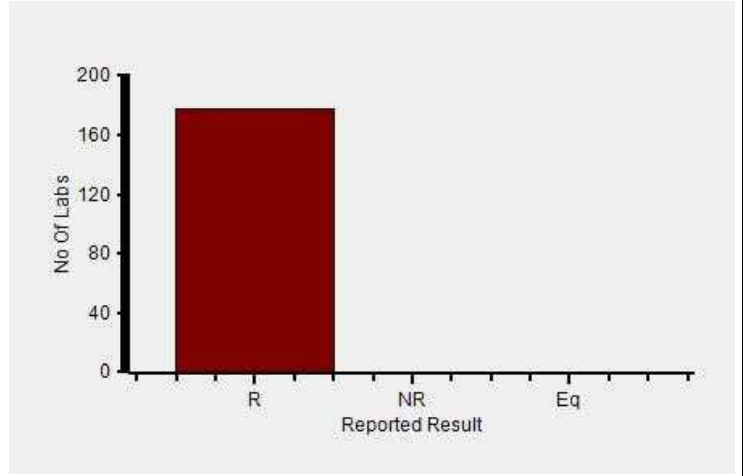
Sample No : 02

Round Open Date : 25/04/2024

Frequency Histogram Your Method



Frequency Histogram Your Analyzer



Reported Results Legends :-

- R** : Reactive
- NR** : Non-reactive
- Eq** : Equivocal

Comments :

Interpretation when an analyte is reported for multiple samples in a Round:

- a) Reported on 2 samples:
 - Two out of two pass - Acceptable performance
 - One out of two pass - Review for random error & take action if appropriate
 - Both failed - Unacceptable performance, Review for systematic error
- b) Reported on 3 samples:
 - All pass - Acceptable performance
 - Two out of three pass - Review for random error & take action if appropriate
 - One out of three pass - Unacceptable performance, Review for systematic error
 - All failed - Unacceptable performance, Review for systematic error



Lab : 1146

Lab Name : PAYAS PATHOLOGY LABORATORY

Report Date : 10/07/2024

Cycle No : 240104

Sample No : 02

Round Open Date : 25/04/2024

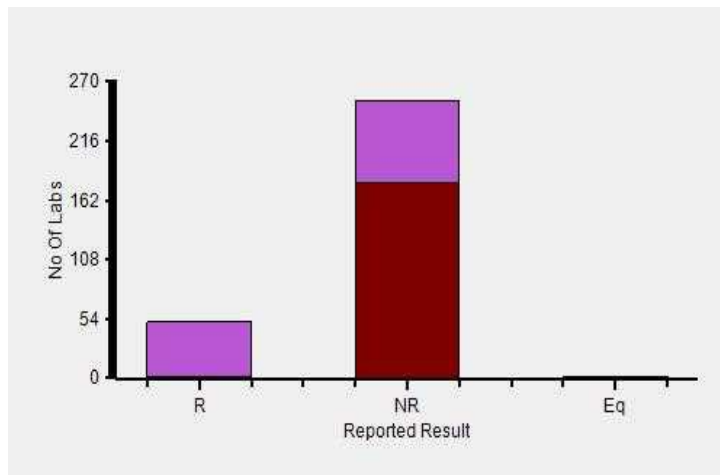
Immunoassay Extended, HCV, -

	N
■ All Methods	298
■ Immunochromatography - (Your Method)	170
■ Manual - (Your Analyzer)	180

Evaluation Based On - Method wise Peer Grouping	
Your Result	Non-reactive
Result Expected	NR

Note : # is an indication that this parameter has not been evaluated

Frequency Histogram



Lab : 1146

Lab Name : PAYAS PATHOLOGY LABORATORY

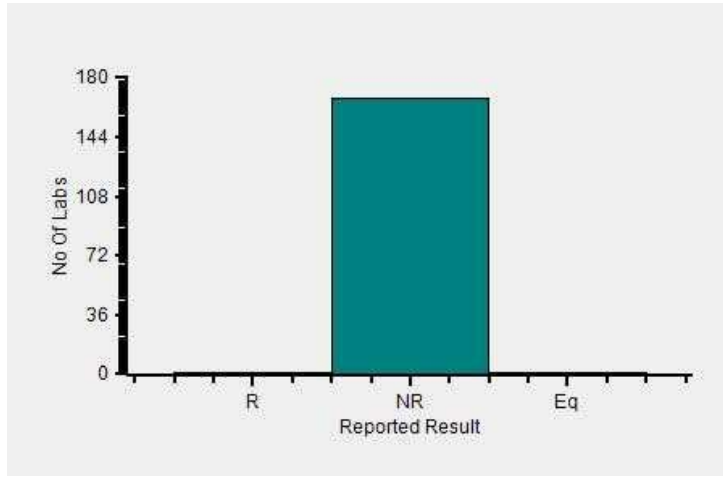
Report Date : 10/07/2024

Cycle No : 240104

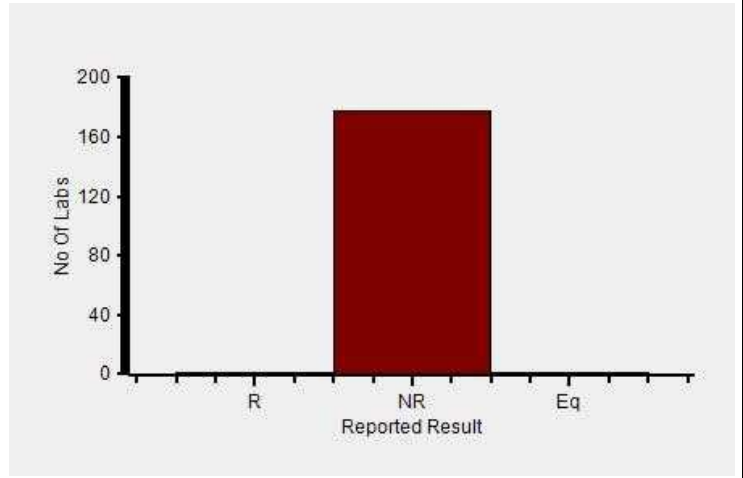
Sample No : 02

Round Open Date : 25/04/2024

Frequency Histogram Your Method



Frequency Histogram Your Analyzer



Reported Results Legends :-

- R** : Reactive
- NR** : Non-reactive
- Eq** : Equivocal

Comments :

Interpretation when an analyte is reported for multiple samples in a Round:

- a) Reported on 2 samples:
 - Two out of two pass - Acceptable performance
 - One out of two pass - Review for random error & take action if appropriate
 - Both failed - Unacceptable performance, Review for systematic error
- b) Reported on 3 samples:
 - All pass - Acceptable performance
 - Two out of three pass - Review for random error & take action if appropriate
 - One out of three pass - Unacceptable performance, Review for systematic error
 - All failed - Unacceptable performance, Review for systematic error



Lab : 1146

Lab Name : PAYAS PATHOLOGY LABORATORY

Report Date : 10/07/2024

Cycle No : 240104

Sample No : 02

Round Open Date : 25/04/2024

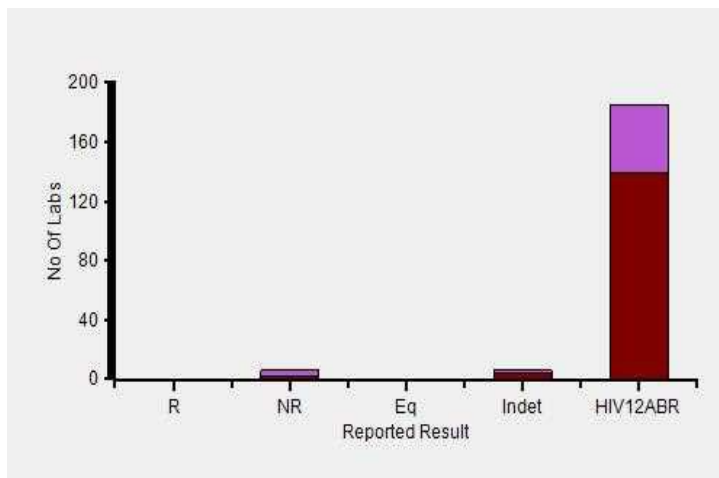
Immunoassay Extended, HIV Ab, -

	N
■ All Methods	189
■ Immunochromatography - (Your Method)	141
■ Manual - (Your Analyzer)	145

Your Result	HIV-1/HIV-2 Ab Reactive
Result Expected	HIV12ABR

Note : # is an indication that this parameter has not been evaluated

Frequency Histogram



Lab : 1146

Lab Name : PAYAS PATHOLOGY LABORATORY

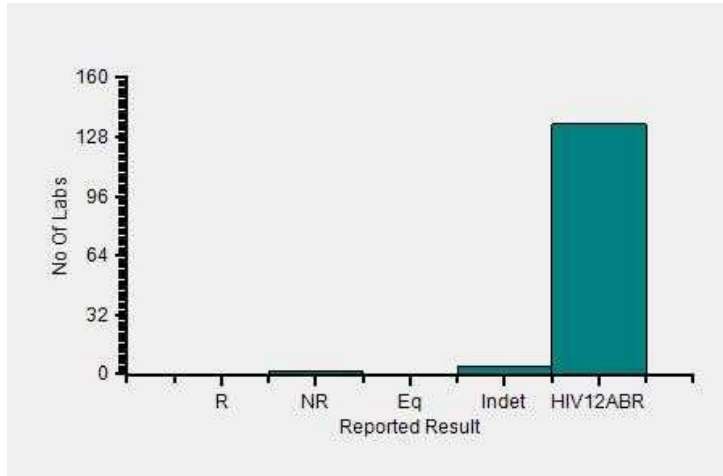
Report Date : 10/07/2024

Cycle No : 240104

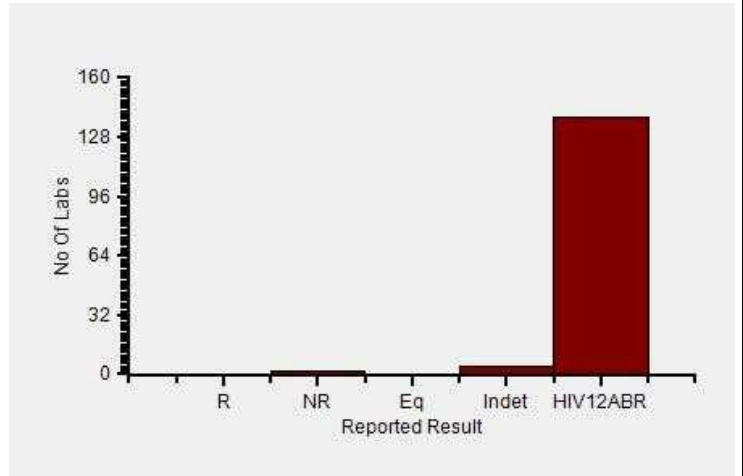
Sample No : 02

Round Open Date : 25/04/2024

Frequency Histogram Your Method



Frequency Histogram Your Analyzer



Reported Results Legends :-

- R** : Reactive
- NR** : Non-reactive
- Eq** : Equivocal
- Indet** : Indeterminate
- HIV-1** : HIV-1 Ab Reactive
- HIV-2** : HIV-2 Ab Reactive
- HIV12ABR** : HIV-1/HIV-2 Ab Reactive

Comments :

Interpretation when an analyte is reported for multiple samples in a Round:

- a) Reported on 2 samples:
 - Two out of two pass - Acceptable performance
 - One out of two pass - Review for random error & take action if appropriate
 - Both failed - Unacceptable performance, Review for systematic error
- b) Reported on 3 samples:
 - All pass - Acceptable performance
 - Two out of three pass - Review for random error & take action if appropriate
 - One out of three pass - Unacceptable performance, Review for systematic error
 - All failed - Unacceptable performance, Review for systematic error



Lab : 1146

Lab Name : PAYAS PATHOLOGY LABORATORY

Report Date : 10/07/2024

Cycle No : 240104

Sample No : 02

Round Open Date : 25/04/2024

Immunoassay Extended, Widal test - ParaTyphi A-H antigen (AH), -

All Methods

Slide Agglutination - (Your Method)

Manual - (Your Analyzer)

N

258

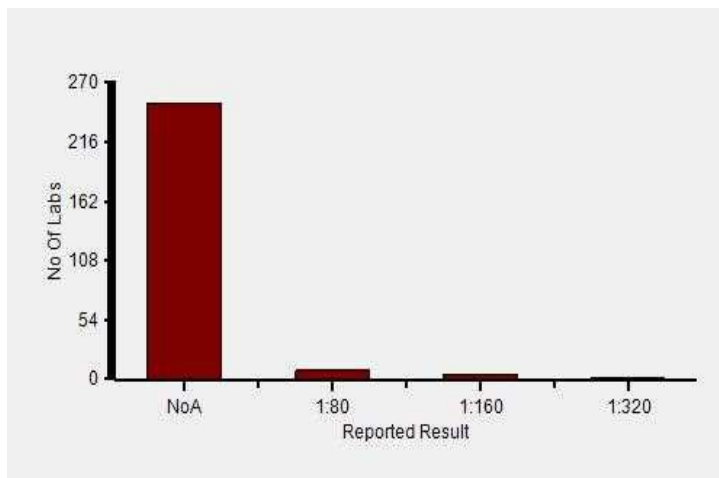
205

265

Your Result	No Agglutination
Result Expected	NoA

Note : # is an indication that this parameter has not been evaluated

Frequency Histogram



Lab : 1146

Lab Name : PAYAS PATHOLOGY LABORATORY

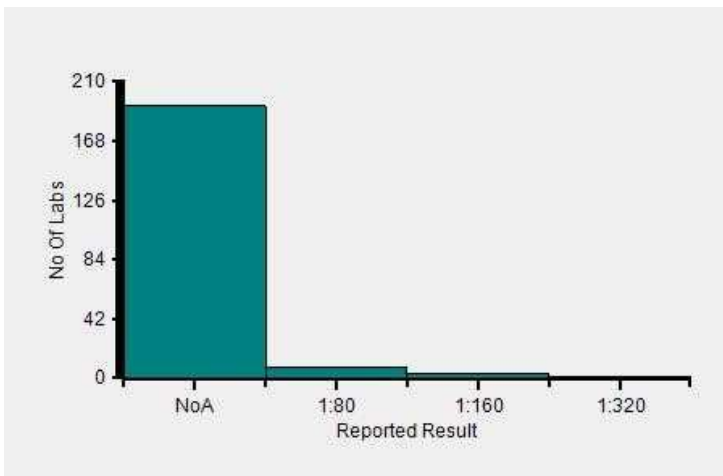
Report Date : 10/07/2024

Cycle No : 240104

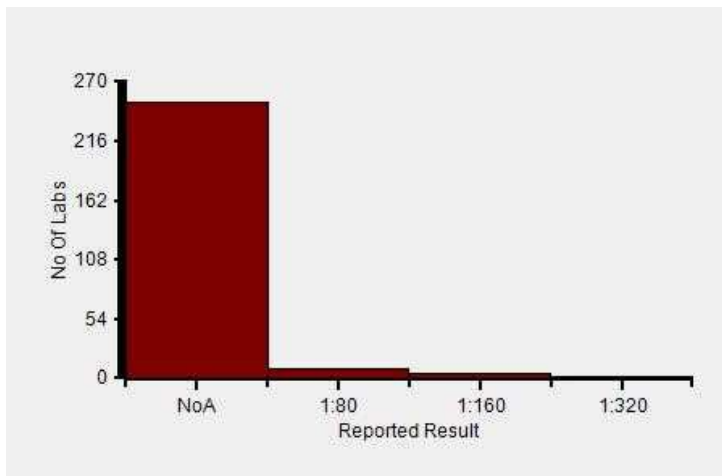
Sample No : 02

Round Open Date : 25/04/2024

Frequency Histogram Your Method



Frequency Histogram Your Analyzer



Reported Results Legends :-

NoA	: No Agglutination
1:80	: 1:80
1:160	: 1:160
1:320	: 1:320
1:640	: 1:640
>1:640	: >1:640

Comments :

Interpretation when an analyte is reported for multiple samples in a Round:

a) Reported on 2 samples:

- Two out of two pass - Acceptable performance
- One out of two pass - Review for random error & take action if appropriate
- Both failed - Unacceptable performance, Review for systematic error

b) Reported on 3 samples:

- All pass - Acceptable performance
- Two out of three pass - Review for random error & take action if appropriate
- One out of three pass - Unacceptable performance, Review for systematic error
- All failed - Unacceptable performance, Review for systematic error



Lab : 1146

Lab Name : PAYAS PATHOLOGY LABORATORY

Report Date : 10/07/2024

Cycle No : 240104

Sample No : 02

Round Open Date : 25/04/2024

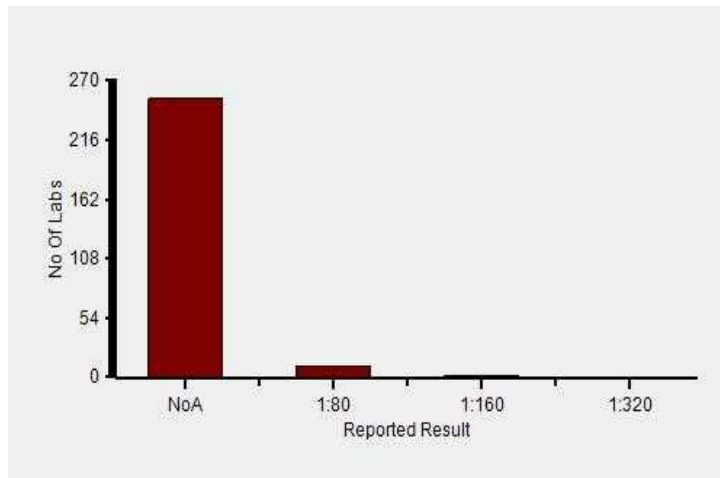
Immunoassay Extended, Widal test - ParaTyphi B-H antigen (BH), -

	N
■ All Methods	258
■ Slide Agglutination - (Your Method)	206
■ Manual - (Your Analyzer)	265

Your Result	No Agglutination
Result Expected	NoA

Note : # is an indication that this parameter has not been evaluated

Frequency Histogram



Lab : 1146

Lab Name : PAYAS PATHOLOGY LABORATORY

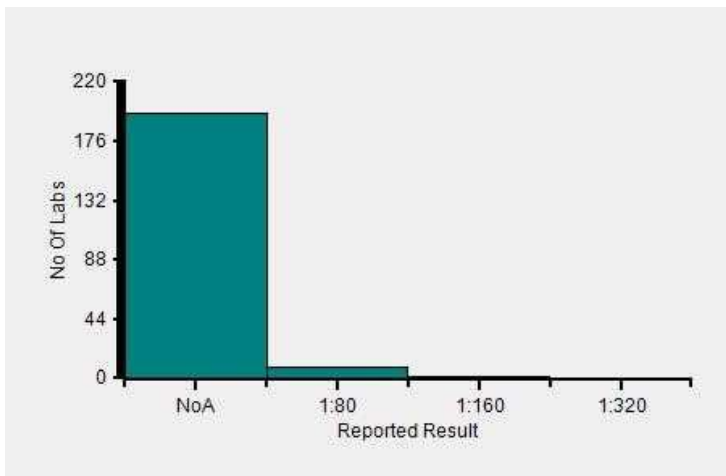
Report Date : 10/07/2024

Cycle No : 240104

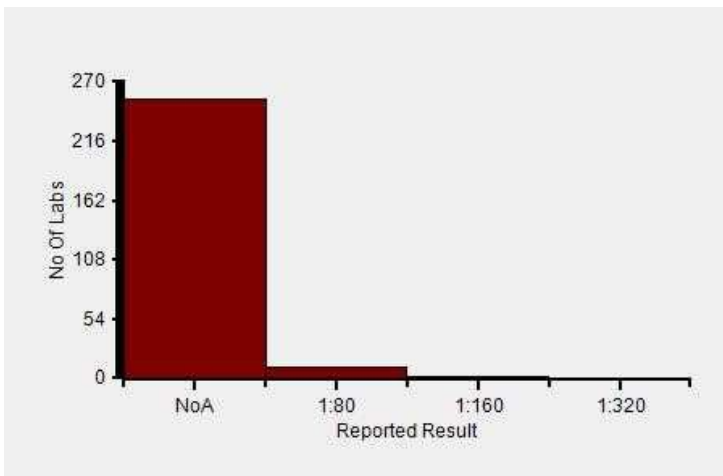
Sample No : 02

Round Open Date : 25/04/2024

Frequency Histogram Your Method



Frequency Histogram Your Analyzer



Reported Results Legends :-

NoA	: No Agglutination
1:80	: 1:80
1:160	: 1:160
1:320	: 1:320
1:640	: 1:640
>1:640	: >1:640

Comments :

Interpretation when an analyte is reported for multiple samples in a Round:

a) Reported on 2 samples:

- Two out of two pass - Acceptable performance
- One out of two pass - Review for random error & take action if appropriate
- Both failed - Unacceptable performance, Review for systematic error

b) Reported on 3 samples:

- All pass - Acceptable performance
- Two out of three pass - Review for random error & take action if appropriate
- One out of three pass - Unacceptable performance, Review for systematic error
- All failed - Unacceptable performance, Review for systematic error



Lab : 1146

Lab Name : PAYAS PATHOLOGY LABORATORY

Report Date : 10/07/2024

Cycle No : 240104

Sample No : 02

Round Open Date : 25/04/2024

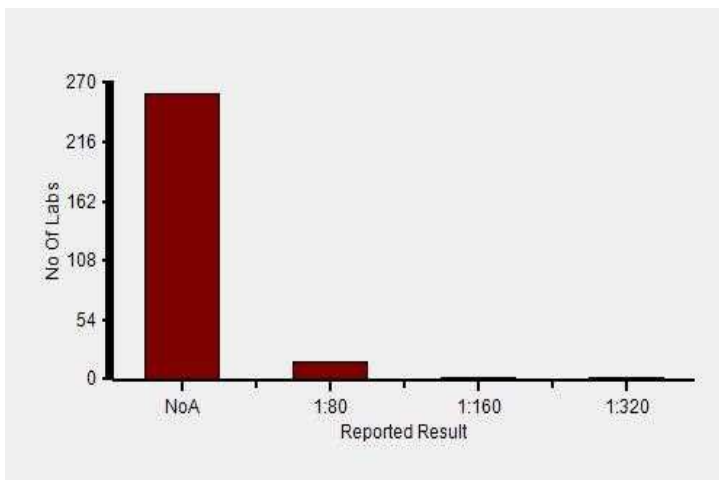
Immunoassay Extended, Widal test - Typhi H antigen (TH), -

	N
■ All Methods	273
■ Slide Agglutination - (Your Method)	219
■ Manual - (Your Analyzer)	280

Your Result	No Agglutination
Result Expected	NoA

Note : # is an indication that this parameter has not been evaluated

Frequency Histogram



Lab : 1146

Lab Name : PAYAS PATHOLOGY LABORATORY

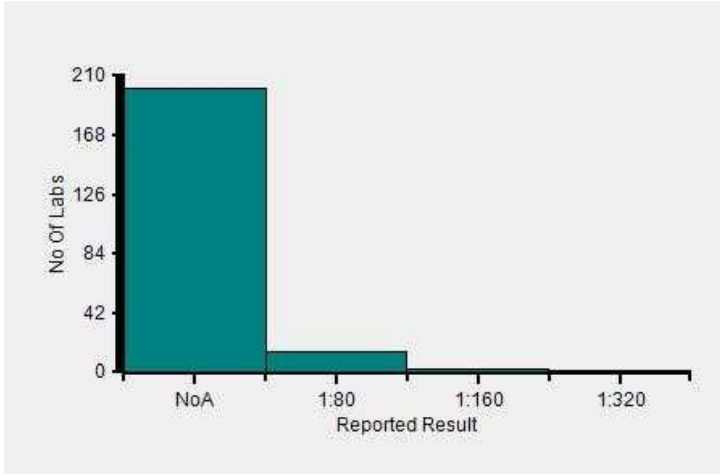
Report Date : 10/07/2024

Cycle No : 240104

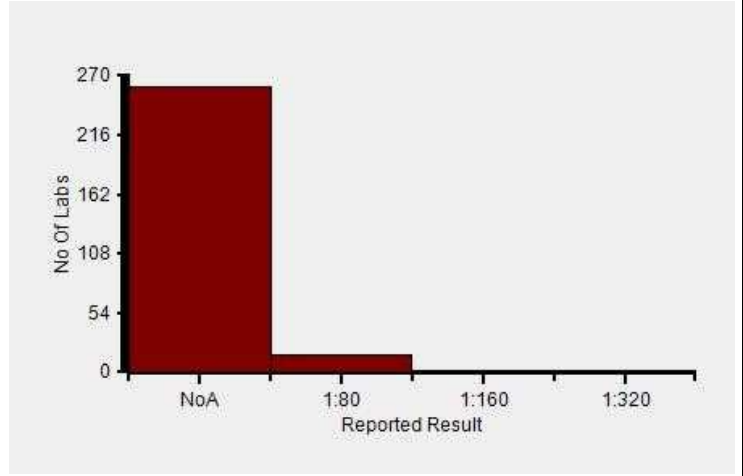
Sample No : 02

Round Open Date : 25/04/2024

Frequency Histogram Your Method



Frequency Histogram Your Analyzer



Reported Results Legends :-

NoA	: No Agglutination
1:80	: 1:80
1:160	: 1:160
1:320	: 1:320
1:640	: 1:640
>1:640	: >1:640

Comments :

Interpretation when an analyte is reported for multiple samples in a Round:

a) Reported on 2 samples:

- Two out of two pass - Acceptable performance
- One out of two pass - Review for random error & take action if appropriate
- Both failed - Unacceptable performance, Review for systematic error

b) Reported on 3 samples:

- All pass - Acceptable performance
- Two out of three pass - Review for random error & take action if appropriate
- One out of three pass - Unacceptable performance, Review for systematic error
- All failed - Unacceptable performance, Review for systematic error



Lab : 1146

Lab Name : PAYAS PATHOLOGY LABORATORY

Report Date : 10/07/2024

Cycle No : 240104

Sample No : 02

Round Open Date : 25/04/2024

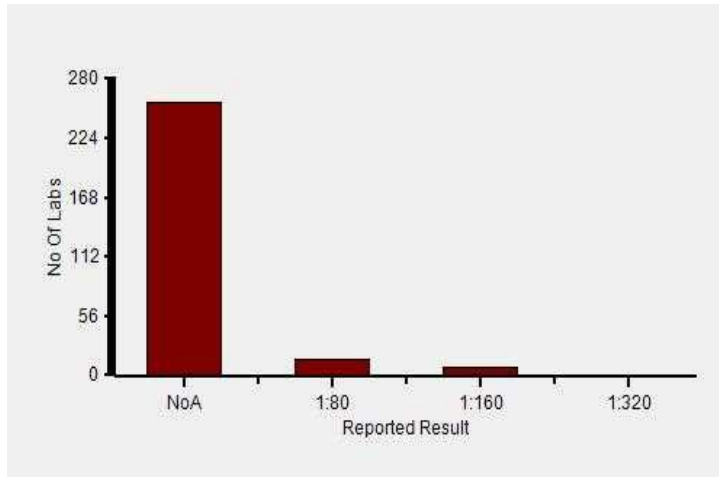
Immunoassay Extended, Widal test - Typhi O antigen (TO), -

	N
■ All Methods	273
■ Slide Agglutination - (Your Method)	219
■ Manual - (Your Analyzer)	280

Your Result	No Agglutination
Result Expected	NoA

Note : # is an indication that this parameter has not been evaluated

Frequency Histogram



Lab : 1146

Lab Name : PAYAS PATHOLOGY LABORATORY

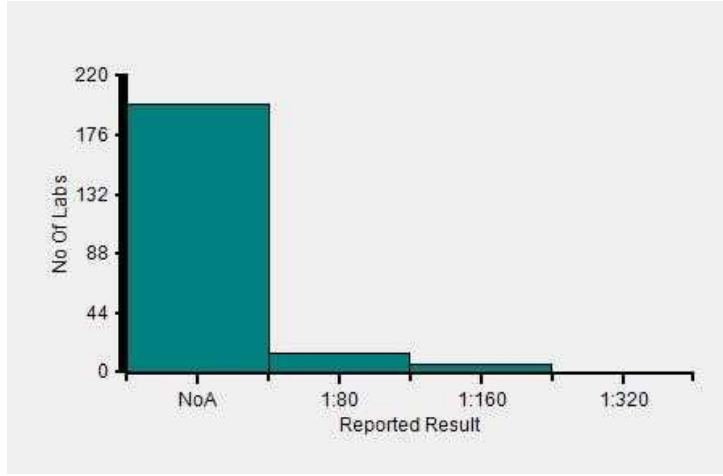
Report Date : 10/07/2024

Cycle No : 240104

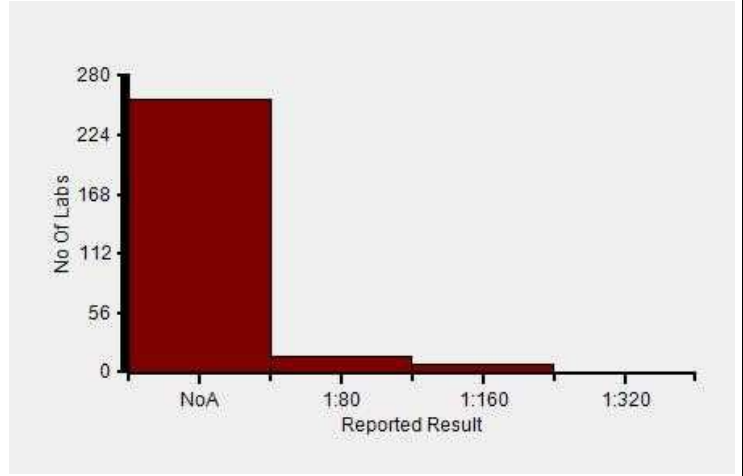
Sample No : 02

Round Open Date : 25/04/2024

Frequency Histogram Your Method



Frequency Histogram Your Analyzer



Reported Results Legends :-

NoA	: No Agglutination
1:80	: 1:80
1:160	: 1:160
1:320	: 1:320
1:640	: 1:640
>1:640	: >1:640

Comments :

Interpretation when an analyte is reported for multiple samples in a Round:

- a) Reported on 2 samples:
- Two out of two pass - Acceptable performance
 - One out of two pass - Review for random error & take action if appropriate
 - Both failed - Unacceptable performance, Review for systematic error
- b) Reported on 3 samples:
- All pass - Acceptable performance
 - Two out of three pass - Review for random error & take action if appropriate
 - One out of three pass - Unacceptable performance, Review for systematic error
 - All failed - Unacceptable performance, Review for systematic error

Dr Puneet Kumar Nigam

Dr Puneet Kumar Nigam
PT coordinator & Technical Manager, MHL EQAS

Unit No. 409-416.
Commercial Building - 1A
Kohinoor Mall, Kiro Road, Kurla (W),
Mumbai - 400070

This is a computer generated report hence signature is not required



PC-1022

End of Report

Page 22 of 22

Lab : 1146

Lab Name : PAYAS PATHOLOGY LABORATORY

Report Date : 10/07/2024

Cycle No : 240104

Sample No : 03

Round Open Date : 25/04/2024

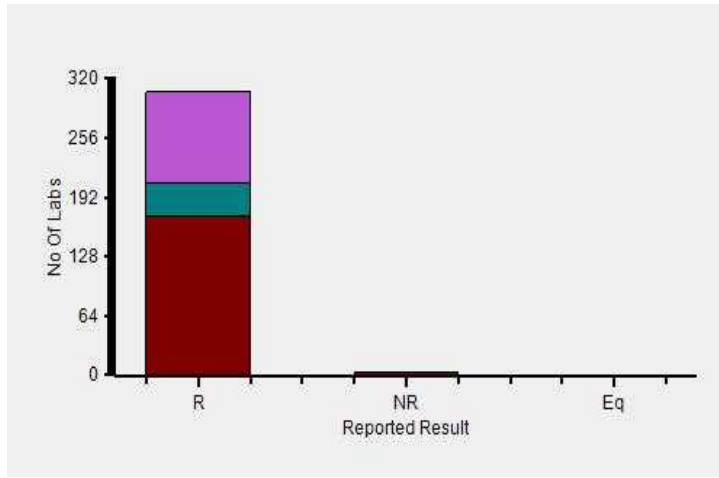
Immunoassay Extended, HBsAg, -

	N
■ All Methods	299
■ Immunochromatography - (Your Method)	211
■ Manual - (Your Analyzer)	176

Your Result	Reactive
Result Expected	R

Note : # is an indication that this parameter has not been evaluated

Frequency Histogram



Lab : 1146

Lab Name : PAYAS PATHOLOGY LABORATORY

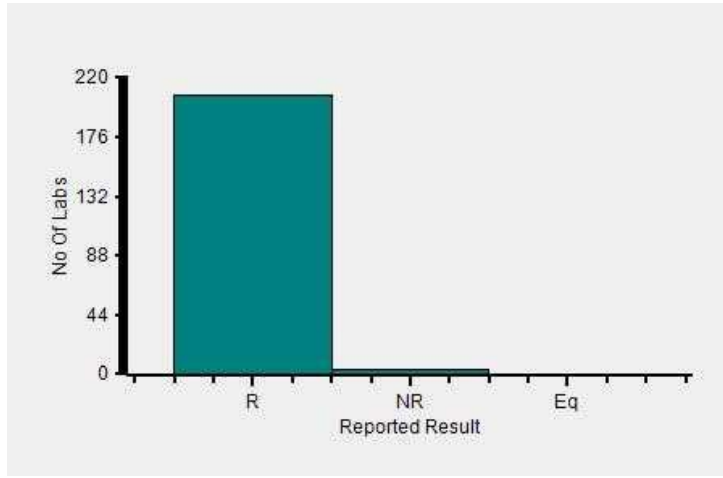
Report Date : 10/07/2024

Cycle No : 240104

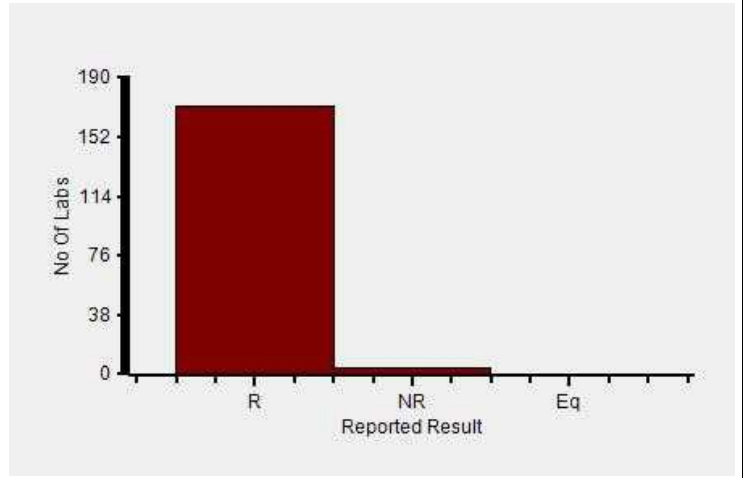
Sample No : 03

Round Open Date : 25/04/2024

Frequency Histogram Your Method



Frequency Histogram Your Analyzer



Reported Results Legends :-

- R** : Reactive
- NR** : Non-reactive
- Eq** : Equivocal

Comments :

Interpretation when an analyte is reported for multiple samples in a Round:

- a) Reported on 2 samples:
 - Two out of two pass - Acceptable performance
 - One out of two pass - Review for random error & take action if appropriate
 - Both failed - Unacceptable performance, Review for systematic error
- b) Reported on 3 samples:
 - All pass - Acceptable performance
 - Two out of three pass - Review for random error & take action if appropriate
 - One out of three pass - Unacceptable performance, Review for systematic error
 - All failed - Unacceptable performance, Review for systematic error



Lab : 1146

Lab Name : PAYAS PATHOLOGY LABORATORY

Report Date : 10/07/2024

Cycle No : 240104

Sample No : 03

Round Open Date : 25/04/2024

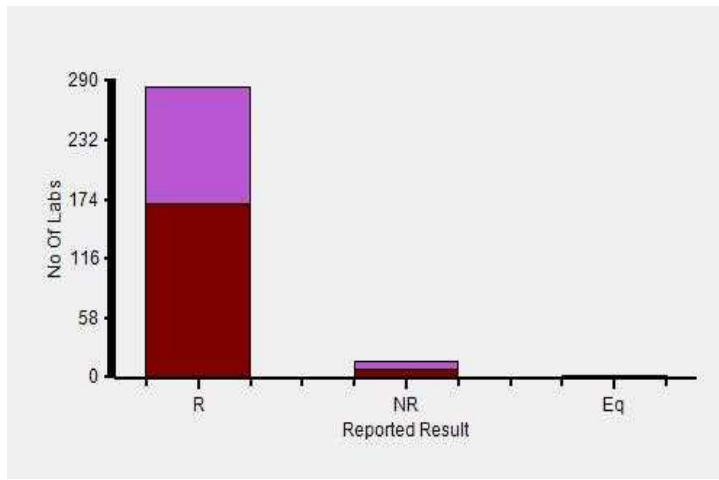
Immunoassay Extended, HCV, -

	N
■ All Methods	292
■ Immunochromatography - (Your Method)	167
■ Manual - (Your Analyzer)	179

Your Result	Reactive
Result Expected	R

Note : # is an indication that this parameter has not been evaluated

Frequency Histogram



Lab : 1146

Lab Name : PAYAS PATHOLOGY LABORATORY

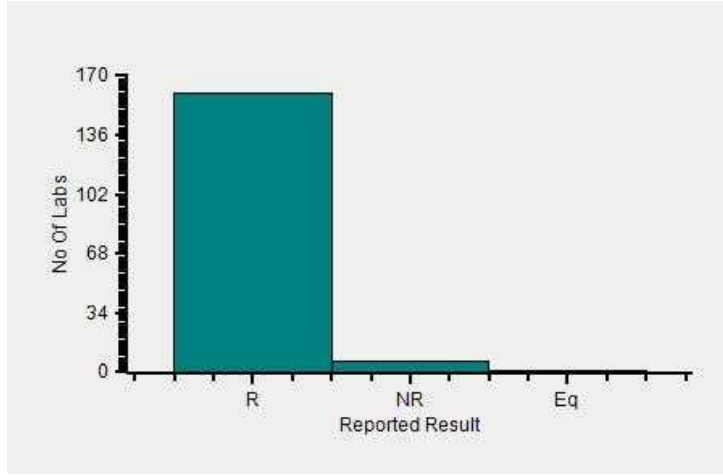
Report Date : 10/07/2024

Cycle No : 240104

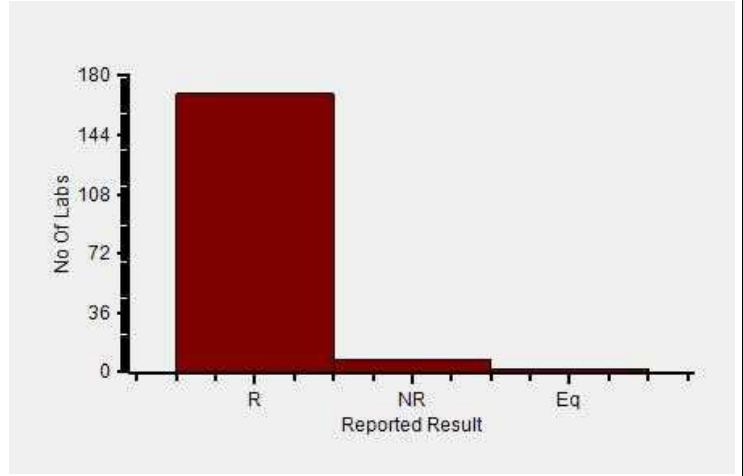
Sample No : 03

Round Open Date : 25/04/2024

Frequency Histogram Your Method



Frequency Histogram Your Analyzer



Reported Results Legends :-

- R** : Reactive
- NR** : Non-reactive
- Eq** : Equivocal

Comments :

Interpretation when an analyte is reported for multiple samples in a Round:

- a) Reported on 2 samples:
 - Two out of two pass - Acceptable performance
 - One out of two pass - Review for random error & take action if appropriate
 - Both failed - Unacceptable performance, Review for systematic error
- b) Reported on 3 samples:
 - All pass - Acceptable performance
 - Two out of three pass - Review for random error & take action if appropriate
 - One out of three pass - Unacceptable performance, Review for systematic error
 - All failed - Unacceptable performance, Review for systematic error



Lab : 1146

Lab Name : PAYAS PATHOLOGY LABORATORY

Report Date : 10/07/2024

Cycle No : 240104

Sample No : 03

Round Open Date : 25/04/2024

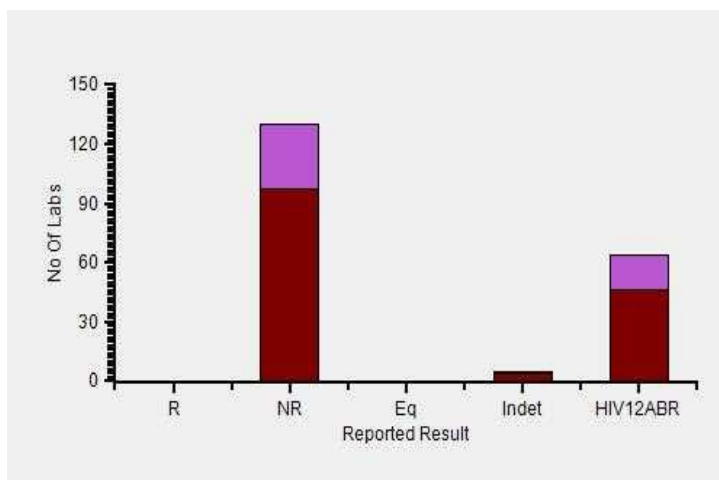
Immunoassay Extended, HIV Ab, -

■	All Methods	N
■	Immunochromatography - (Your Method)	190
■	Manual - (Your Analyzer)	142
		147

Your Result	Non-reactive
Result Expected	#

Note : # is an indication that this parameter has not been evaluated

Frequency Histogram



Lab : 1146

Cycle No : 240104

Lab Name : PAYAS PATHOLOGY LABORATORY

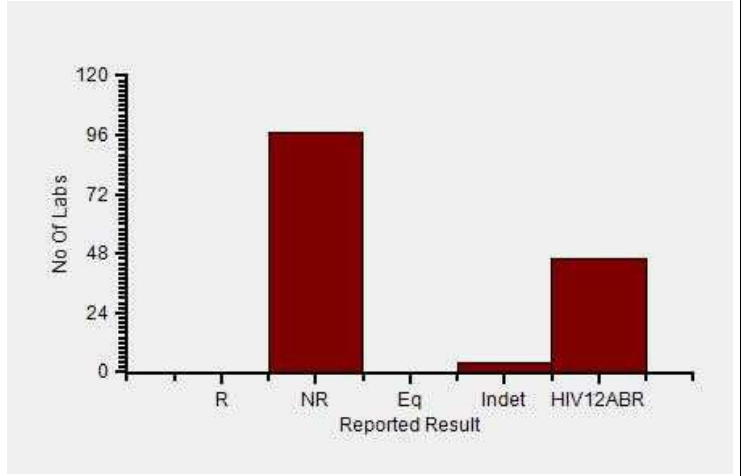
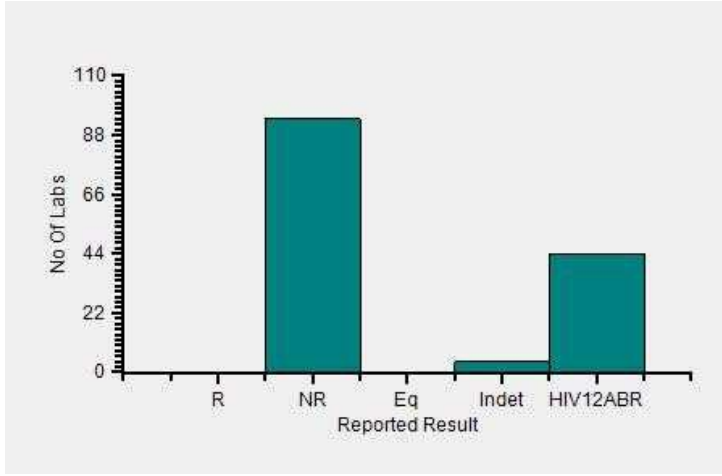
Sample No : 03

Report Date : 10/07/2024

Round Open Date : 25/04/2024

Frequency Histogram Your Method

Frequency Histogram Your Analyzer



Reported Results Legends :-

- R** : Reactive
- NR** : Non-reactive
- Eq** : Equivocal
- Indet** : Indeterminate
- HIV-1** : HIV-1 Ab Reactive
- HIV-2** : HIV-2 Ab Reactive
- HIV12ABR** : HIV-1/HIV-2 Ab Reactive

Comments :

Interpretation when an analyte is reported for multiple samples in a Round:

- a) Reported on 2 samples:
 - Two out of two pass - Acceptable performance
 - One out of two pass - Review for random error & take action if appropriate
 - Both failed - Unacceptable performance, Review for systematic error
- b) Reported on 3 samples:
 - All pass - Acceptable performance
 - Two out of three pass - Review for random error & take action if appropriate
 - One out of three pass - Unacceptable performance, Review for systematic error
 - All failed - Unacceptable performance, Review for systematic error

Dr Puneet Kumar Nigam

Dr Puneet Kumar Nigam
PT coordinator & Technical Manager, MHL EQAS
Unit No. 409-416.
Commercial Building - 1A
Kohinoor Mall, Kirool Road, Kurla (W),
Mumbai - 400070

This is a computer generated report hence signature is not required



PC-1022

End of Report